



CAPITAL IMPROVEMENT PROJECTS BUDGET

THE CITY OF NORMAN, OKLAHOMA

FISCAL YEAR ENDING JUNE 30, 2020

FINANCIAL PLAN—FISCAL YEAR-END 2021-2024



**a city of
festivals**



ON THE COVER: Norman is known throughout Oklahoma and the mid-southwestern United States as *“a city of festivals”*. Each year, millions of people visit Norman and its wide diversity of events and festivals, including the Norman Music Festival and Lion’s Club Carnival held in April; the Medieval Fair; Earth Day; MayFair; Midsummer Night’s Fair; Jazz in June; Fall Festival; Mix on Main Street; GrooveFest; Downtown Porch Festival; 2nd Friday Art Walk in the Walker Arts District; Oklahoma Sooner Football and other University-sponsored events; Norman Day (4th of July Festival); National Weather Center Biennale; “Beats and Bites” Festival; Aviation Festival; and many smaller events held in City parks, neighborhoods and local businesses. Norman has many large and small entertainment and sporting venues, and more are planned or under construction. Information and event calendars can be obtained from www.visitnorman.com.



Cheers and Beers

**Public Safety
Sales Tax Fund**

DESIGNATED PUBLIC SAFETY SALES TAX FUND – 15

ASSUMPTIONS

1. This fund accounts for the proceeds of a specific revenue source that is legally restricted to expenditure for specific purposes.
2. Revenue is received in the form of special sales tax which repays a general obligation bond. The Capital Fund will subsidize with transfers for capital expenses - \$462,943 in FYE20.
3. Projects are expected to be completed within a designated amount of time.
4. Two capital expenses are budgeted in FYE20, totaling \$956,419.

Dedicated Public Safety Sales Tax Fund Summary Fund 15

	FYE 18 ACTUAL	FYE 19 BUDGET	FYE 19 ESTIMATED	FYE 20 PROJECTED	FYE 21 PROJECTED	FYE 22 PROJECTED	FYE 23 PROJECTED	FYE 24 PROJECTED
1 Beginning Fund Balance	\$ 25,263,292	\$ 17,466,715	\$ 22,455,464	\$ 80,958	\$ 0	\$ 0	\$ (0)	\$ 0
2								
3 Revenues:								
4 Sales Tax - Dedicated Public Safety	\$ 9,257,460	\$ 9,264,370	\$ 9,557,145	\$ 9,939,431	\$ 10,337,008	\$ 10,750,489	\$ 11,180,508	\$ 11,627,728
5 State Use Tax - Dedicated Public Safety	632,043	628,685	816,196	840,682	865,902	891,879	918,635	946,194
6 Interest / Other Income	218,753	50,000	225,000	150,000	50,000	50,000	50,000	50,000
7								
8 Subtotal	\$ 10,108,256	\$ 9,943,055	\$ 10,598,341	\$ 10,930,113	\$ 11,252,910	\$ 11,692,368	\$ 12,149,143	\$ 12,623,922
9								
10 Bond Proceeds	-	-	-	-	-	-	-	-
11 I/F Transfer - General Fund	-	-	-	1,129,316	1,456,327	1,436,004	1,471,050	2,191,788
12 I/F Transfer - Capital Fund	-	-	-	462,943	485,443	478,668	490,351	730,596
13 SRO Reimbursement - NPS	648,694	752,794	752,794	658,792	691,732	726,318	762,634	800,766
14								
15 Subtotal	\$ 648,694	\$ 752,794	\$ 752,794	\$ 2,251,051	\$ 2,633,502	\$ 2,640,990	\$ 2,724,035	\$ 3,723,150
16								
17 Total Revenue	\$ 10,756,950	\$ 10,695,849	\$ 11,351,135	\$ 13,181,164	\$ 13,886,412	\$ 14,333,358	\$ 14,873,178	\$ 16,347,072
18								
19 Expenditures:								
20 Salary / Benefits	\$ 8,857,784	\$ 8,763,877	\$ 8,763,877	\$ 9,128,940	\$ 9,585,387	\$ 10,064,656	\$ 10,567,889	\$ 11,096,283
21 Supplies/Materials	257,632	334,908	356,740	370,588	374,294	378,037	381,817	385,635
22 Services/Maintenance	219,392	269,797	349,588	283,083	285,914	288,773	291,651	294,578
23 Internal Service	119,533	137,806	137,806	165,375	168,683	172,057	175,498	179,008
24 Capital Equipment	807,593	725,000	2,138,522	206,419	310,493	310,493	310,493	310,493
25 Capital Projects	-	-	870,000	750,000	800,000	750,000	775,000	1,700,000
26 Bond Project - '16 Issue	901,092	10,000,000	18,756,480	-	-	-	-	-
27 Bond Issue Costs	-	-	-	-	-	-	-	-
28 Debt Service	2,346,886	2,352,628	2,352,628	2,357,717	2,361,641	2,369,342	2,370,820	2,381,075
29								
30 Subtotal	\$ 13,509,912	\$ 22,584,016	\$ 33,725,641	\$ 13,262,122	\$ 13,886,412	\$ 14,333,358	\$ 14,873,178	\$ 16,347,072
31								
32 Audit Adjustments/Encumbrances	54,866	-	-	-	-	-	-	-
33 I/F Transf - Capital Fund	-	-	-	-	-	-	-	-
34 I/F Transf - General Fund	-	-	-	-	-	-	-	-
35 I/F Transf - Rainy Day Fund	-	-	-	-	-	-	-	-
36								
37 Subtotal	\$ 54,866	\$ -	\$ -	\$ -	\$ -	\$ -	\$ -	\$ -
38								
39 Total Expenditures	\$ 13,564,778	\$ 22,584,016	\$ 33,725,641	\$ 13,262,122	\$ 13,886,412	\$ 14,333,358	\$ 14,873,178	\$ 16,347,072
40								
41 Net Expenditures	\$ 13,564,778	\$ 22,584,016	\$ 33,725,641	\$ 13,262,122	\$ 13,886,412	\$ 14,333,358	\$ 14,873,178	\$ 16,347,072
42								
43 Net Difference	\$ (2,807,828)	\$ (11,888,167)	\$ (22,374,506)	\$ (80,958)	\$ (0)	\$ (0)	\$ 0	\$ 0
44								
45 Ending Fund Balance	\$ 22,455,464	\$ 5,578,549	\$ 80,958	\$ 0	\$ 0	\$ (0)	\$ 0	\$ 0
46								
47 Reserves:								
48 Reserved for encumbrances	\$ 12,615,187	\$ -	\$ -	\$ -	\$ -	\$ -	\$ -	\$ -
49 Reserve for Bond Proceeds - 16 Issue	19,897,621	7,298,713	1,141,141	1,141,141	1,141,141	1,141,141	1,141,141	1,141,141
90 Reserved for PSST activities	(10,057,344)	(1,720,164)	(1,060,183)	(1,141,141)	(1,141,141)	(1,141,141)	(1,141,141)	(1,141,141)
51								
52 Total Reserves	\$ 22,455,464	\$ 5,578,549	\$ 80,958	\$ 0	\$ 0	\$ (0)	\$ 0	\$ 0

Dedicated Public Safety Sales Tax Project Table Fund 15

Pg #	Acct No	Project Number	Project Name	FYE 2019 Budget	FYE 2019 Estimate	FYE 2020	FYE 2021	FYE 2022	FYE 2023	FYE 2024	BEYOND 5 YEARS
EXPENDITURES											
I. Bond Funded											
	015-8523-419	BP0029	Emergency Communications Center	6,323,683	6,323,683	0	0	0	0	0	0
	015-8519-419	BP0030	Emergency Communications System	12,432,797	12,432,797	0	0	0	0	0	0
SUBTOTAL BOND FUNDED				\$18,756,480	\$18,756,480	\$0	\$0	\$0	\$0	\$0	\$0
II. Paygo Funded											
	015-9302-419	BG0064	Fire Storage Building	870,000	870,000	0	0	0	0	0	0
9	015-6543-422	FT0004	Fire Apparatus Replacement	332,902	332,902	750,000	800,000	750,000	750,000	775,000	1,700,000
na	015-		Capital Outlay	0	0	206,419	310,793	310,493	310,493	310,493	0
10	015-	FT	Fire Station 5 Reconstruction/Relocation	0	0	0	0	0	0	0	3,500,000
SUBTOTAL PAYGO FUNDED				\$1,202,902	\$1,202,902	\$956,419	\$1,110,793	\$1,060,493	\$1,060,493	\$1,085,493	\$5,200,000
TOTAL P8BT FUND 15 PROJECTS				\$19,959,382	\$19,959,382	\$956,419	\$1,110,793	\$1,060,493	\$1,060,493	\$1,085,493	\$5,200,000

* closed

- means unused funds to be returned to fund balance at end of fiscal year.

CITY OF NORMAN

PROJECT TITLE:	Fire Apparatus Replacement	PROJECT TYPE:	Bldgs & Gnds		Improv.
PROJ. CATEGORY:	Capital Equipment	PROJECT NUMBER:	FT0004, BG		
DEPARTMENT:	Fire	ACCOUNT NUMBER:	015-6543-422, 050-		
MANAGER:	Travis King	BEGIN & END DATES:	7/1/15	to	6/30/24
WARD(s):	All	LIFE EXPECTANCY:			

DETAILED PROJECT DESCRIPTION:

This program is part of the PSST II election and is intended to replace major fire apparatus to maintain integrity of the fleet supporting the City's fire protection services. The following are scheduled below:

- FYE16 - Elevated Platform \$1,106,700 (015-6543-422.56-05) Bond funded
- FYE17 - Fire Engine \$540,000 (FT0004, 015-6543-422.50-05)
- FYE18 - Fire Engine \$625,000
- FYE19 - Pumper/Tanker \$725,000
- FYE20 - Pumper/Tanker \$750,000
- FYE21 - Air and Light Unit, Pub Ed/ \$800,000
- FYE22 - Fire Engine \$750,000
- FYE23 - Fire Engine \$775,000
- FYE24 - Ladder \$1,700,000

EXPENDITURE SCHEDULE through CITY Accounts by FY

Account Number	Cost Element	TOTAL ALL FISCAL YRS	Actual Prior Years	Budget FYE 2019	FYE 2020	FYE 2021	FYE 2022	FYE 2023	FYE 2024	Beyond 5 Years
015-6543-422.50-05	Equipment	7,022,902	1,165,000	332,902	750,000	800,000	750,000	750,000	775,000	1,700,000
		0								
		0								
		0								
		0								
		0								
	Total	7,022,902	1,165,000	332,902	750,000	800,000	750,000	750,000	775,000	1,700,000

OPERATING IMPACT: negligible Genl Fnd new equipment will require operations and maintenance

STATUS & COMMENTS:

TOTAL PROJECT BUDGET BY FUND SOURCE AND PURPOSE:

THIS PROJECT NEEDS ASSISTANCE FROM:

Purpose	Fnd 15		Total
Design			0
ROW			0
Utilities			0
Const.			0
Materials	7,022,902	0	7,022,902
Total	7,022,902	0	7,022,902

Bldg Maint	
IT	
Pub Wks	
Utilities	
Parks	
Other	

Reimbursable Account? no Last Update 6/12/19

ANNUAL BUDGET

CITY OF NORMAN

PROJECT TITLE:	Fire Station 5 Reconstruction & Relocation	PROJECT TYPE:	Bldgs & Gnds		Improv.
PROJ. CATEGORY:	Fire Facilities	PROJECT NUMBER:	FT		
DEPARTMENT:	Fire	ACCOUNT NUMBER:	015-		
MANAGER:	Travis King	BEGIN & END DATES:	TBD	to	TBD
WARD(s):	5	LIFE EXPECTANCY:			

DETAILED PROJECT DESCRIPTION:

Fire Station #5 is located at 1000 168th Avenue NE. This project reconstructs and relocates the facility.

EXPENDITURE SCHEDULE through CITY Accounts by FY

Account Number	Cost Element	TOTAL ALL FISCAL YRS	Actual Prior Years	Budget FY 2019	FY 2020	FY 2021	FY 2022	FY 2023	FY 2024	Beyond 5 Years
015-	Design	300,000								300,000
015-	Const	3,000,000								3,000,000
015-	Mats	200,000								200,000
015-	Utilities	0								
015-	ROW	0								
		0								
	Total	3,500,000	0	0	0	0	0	0	0	3,500,000

OPERATING IMPACT:

moderate	Genl Fnd	new equipment will require operations and maintenance
----------	----------	---

STATUS & COMMENTS:

TOTAL PROJECT BUDGET BY FUND SOURCE AND PURPOSE:

THIS PROJECT NEEDS ASSISTANCE FROM:

Purpose	Fnd 15	Total
Design	300,000	300,000
ROW	0	0
Utilities	0	0
Const.	3,000,000	3,000,000
Materials	200,000	200,000
Total	3,500,000	0

Bldg Maint	
IT	
Pub Wks	
Utilities	
Parks	
Other	

Reimbursable Account? no

Last Update 6/12/19

ANNUAL BUDGET



Oklahoma Sooners Football Game Day Campus Corner

CDBG Fund

ADOPTED

FYE 2020 Capital Improvement Projects BUDGET

and

FYE 2021 - 2024 Capital Improvement Projects PLAN

City of Norman, Oklahoma

June 12, 2019

RECEIVED

JUN 25 2019

State Auditor
and Inspector

Cleveland

Document Scanned to SA&I Website

Date 6-25-19

Initials OM

ANNUAL BUDGET

CITY OF NORMAN



CITY COUNCIL

MAYOR

Lynne Miller

Ward 1 Kate Bierman

Ward 5 Sereta Wilson

Ward 2 Joe Carter

Ward 6 Breea Clark

Ward 3 Robert Castleberry

Ward 7 Stephen Tyler Holman

Ward 4 Bill Hickman

Ward 8 Alexandra Scott

Presented by:

Mary Rupp, Interim City Manager

PLANNING & BUDGET STAFF

Jane Hudson
Interim Planning and Community Development Director

Anthony Francisco, CPFO, CTP, CPFA
Finance Director

Wayne Stenis, AICP
Planner II

Kim Coffman
Budget Manager

Debbie Whitaker
Municipal Accountant III

Rick Hoffstatter
GIS Analyst II

Ashley Evans
Administrative Technician IV

Clint Mercer, CPA, CPFO
Chief Accountant

OFFICE SERVICES STAFF

Kris Wiard
Printing Services Operator II

Jessica Wray
Printing Services Operator I

This document was prepared by the City of Norman, Planning & Finance Departments and printed by the City of Norman, Office Services Division.

For additional information please contact:

City of Norman Planning Department

P.O. Box 370

Norman, Oklahoma 73070

(405) 366-5431

THE CITY OF NORMAN

OUR MISSION

“WORKING TOGETHER TO DELIVER EXCEPTIONAL SERVICE”

To fulfill our mission, City of Norman employees pledge themselves to these values:

TEAMWORK

We value each other's contribution and encourage teamwork.

CARING

We value service to others in a caring manner. We listen with a willingness to understand the needs of others. We respond in a friendly, helpful way.

ACCOUNTABILITY

We are responsible for our work and actions.

SERVICE

We are committed to providing exceptional service in a courteous, dependable and efficient manner.

RESPECT

We respect our differences and treat each other with understanding and dignity.

FAIRNESS

We seek to understand the needs of others. We strive for equity in the delivery of services and in the treatment of individuals.

PROFESSIONALISM

We value a knowledgeable, capable and effective organization.

RESPONSIVENESS

We value a timely response to both customer and employee.

We believe that these values are the foundation of all our endeavors to make our community a better place now and for future generations.

CITY OF NORMAN



GOVERNMENT FINANCE OFFICERS ASSOCIATION

*Distinguished
Budget Presentation
Award*

PRESENTED TO

City of Norman

Oklahoma

For the Fiscal Year Beginning

July 1, 2018

Christopher P. Morill

Executive Director

The Government Finance Officers Association of the United States and Canada (GFOA) presented a Distinguished Budget Presentation Award to the City of Norman, Oklahoma, for its annual budget for the fiscal year beginning July 1, 2018.

In order to receive this award, a governmental unit must publish a budget document that meets the program criteria as a policy document, as an operations guide, as a financial plan, and as a communications device.

The award is valid for a period of one year only. We believe our current budget continues to conform to program requirements, and we are submitting it to GFOA to determine its eligibility for another award.

Executive Summary of the FYE 2020 Capital Improvement Projects Budget - By Fund

I. Dedicated Public Safety Sales Tax Fund (15)

Revenues to this fund derive from the Public Safety Sales Tax. The City will sell general obligation bonds and repay them with PSST as collected. Only approved projects may be funded. During FYE20 funding is provided for 2 projects for a total of \$956,419.

II. Community Development Block Grant Fund (21)

Revenues to this fund derive from Federal Government grants. The City will advance the funds and the grant program will reimburse the City based on regularly filed claims. During FYE20 funding is provided for 3 capital projects for a total of \$335,000.

III. Special Grants Fund (22)

Revenues to this fund derive from contributions, gifts of cash, or other assets from another government or non-profit agency to and used for a specific purpose. They are budgeted as received. There no proposed new funding in FYE20.

IV. Room Tax Fund (23)

The Room Tax Fund monitors revenues and expenditures of the Guest Room Tax. There is 1 project in FYE20 for \$90,000.

V. Water Fund (31)

Capital projects are funded through user fees, bonds, loans and grants. Funding for capital projects in FYE20 totals \$10,192,130. Project expenses from the Water Fund include Water Distribution System (\$7,835,130), Water Towers (\$450,000), Water Well Improvements (\$0), Water Treatment Plant (\$1,565,000), Urban Service Area Water Line Repairs (\$242,000), and Hot Soils Water Line Repair Program (\$100,000). Significant impact on the operating budget is expected. Most of the impact cannot be quantified at this time. However, it is estimated that annual payments for water rights will impact the operating budget, as wells are constructed, by approximately \$11,000 per well per year. These wells will produce approximately 300,000 gallons each, which will generate potential revenue of \$124,000/well/year at \$1.14/1,000 gallons.

VI. Water Reclamation Fund (32)

Funding for these projects are wastewater user fees, revenue bonds, and project specific grants. Capital project expense for 6 projects in FYE20 is \$4,179,000.

VII. Sewer Maintenance Fund (321)

Funding sources derive from user fees, which include a \$5 per month sewer-maintenance rate, effective October 1 2001. A "Worst Case First" approach was implemented in FYE 2003, with the first projects addressing sewer lines in the oldest parts of Norman. Three capital projects are funded in FYE20 in the amount of \$2,800,000 in pay-as-you-go capital projects for repairing and replacing aging and deteriorating sewer lines, lift stations, emergency repairs, and supporting facilities. Replacement of deteriorated sewer lines should decrease infiltration and inflow into the collection system, reducing treatment costs and line maintenance costs.

VIII. New Development Excise Tax Fund (322)

A new development excise tax was approved by referendum and became effective October 1, 2001. Revenues are used for constructing improvements to wastewater collection, conveyance and treatment facilities. These are for new growth (full build-out) related wastewater capital projects, including interceptor improvements and north side wastewater treatment plant environmental impact studies, as required by the Environmental Protection Agency (EPA) as part of the permitting process. In FYE20, 1 new project is funded at \$939,700.

IX. Sanitation Fund (33)

Funding sources derive from user fees. There are 2 projects funded at \$210,000 in FYE20.

X. Capital Fund (50)

Anticipated revenue derives from the "capital sales tax" dedicated to capital improvements (7/10 of the second penny) - projected to be \$13.56 million new in FYE20. Bond projects will use \$13,149,105 of GOB. Also, \$150,000 is anticipated to be available from earned interest. UNP TIF funds will be received to pay debt service.

Capital Outlay - PayGo

By Council guidelines, 27% of the capital sales tax revenue is dedicated for capital outlay. In FYE20, the amount of \$3,963,931 will be transferred to the General Fund (10), \$83,000 will be transferred to the Westwood Fund (29) and \$462,943 to the PSST Fund (15).

Street Maintenance - PayGo

Street maintenance continues to be a high priority. Revenue dedicated for street improvements by formula is 25% of the capital sales tax. In FYE20, \$2,307,877 is budgeted for alley repair, asphalt and concrete pavement maintenance, asphalt paver patch, concrete valley gutter, crack seal, force account drainage materials, and rural road improvements. In FYE20 an additional \$70,000 is transferred to the General Fund for Storm Water Drainage Labor. A significant amount of street maintenance, not included here, is funded in the GOB projects listed below.

Maintenance of Existing Facilities - PayGo

Maintenance of existing facilities is to preserve existing facilities and prevent/postpone need for major capital expenditures. Revenue dedicated for facility maintenance by Council guidelines is 5% of the capital sales tax. In FYE20, \$289,102 is included for 10 individual projects.

Other Capital Projects - PayGo

Other capital project expenses include \$5,899,781 for projects, \$1,235,582 for salaries & benefits and \$16,699 for Services & Maintenance. Major project categories include Transportation (\$1,804,500), Buildings and Grounds (\$2,340,000), Parks and Recreation (\$38,000) and Stormwater (\$465,000).

GOB Projects - 2008

One project is funded at \$9,488,743 – the Municipal Complex Renovation and Expansion.

GOB Projects – 2012

On August 18, 2012, voters approved \$42,575,000 in major street and bridge projects. Property tax is the authorized funding source. Some of these expenses have been approved in amendments to the Budget. There are no new expenses scheduled in FYE20. The remaining expenses are scheduled in FYE 21 through FYE23 to complete the program.

GOB Projects – 2016

On April 5, 2016, voters approved \$25,360,000 in street maintenance projects. General obligation bonds will be sold with a temporary sales tax as the funding source. There is \$4,804,302 scheduled in FYE20. The remaining expenses are scheduled in FYE21 to complete the program.

GOB Projects – 2019

On April 2, 2019, voters approved \$72,000,000 in transportation improvement projects. General obligation bonds will be sold with a temporary sales tax as the funding source. There is \$8,345,803 expenses programmed for FYE20, with the remaining program scheduled from FYE21 and beyond.

Capital projects will affect the General Fund operating budget. Facility/infrastructure improvements and replacements are built to higher standards, and should reduce maintenance expenses, increase efficiency and increase safety (i.e. the

Maintenance of Existing Facilities set-aside, Building Maintenance Projects, etc.). However, there will be a gradual but cumulative demand to maintain more traffic control facilities, buildings and parks in future years.

XI. Norman Forward Sales Tax Fund (51)

NORMAN FORWARD is a quality of life initiative proposed by community groups and residents. On October 13, 2015 voters authorized a ½ cent temporary (15 years) sales tax to fund the projects. Collection began January 1, 2016. Some of the projects will be funded on a pay as you go basis. Some of the projects are of higher importance and greater costs, and therefore require borrowing funds through general obligation bonds. In FYE20, \$21,892,600 of bond funded projects are scheduled, and \$9,600,000 of paygo funded expenses are scheduled. The individual projects' impacts on the operating budget may be significant because they are new and expanded facilities.

XII. Park Land and Development Fund (52)

Revenues derive from land development and vary according to the growth rate. Typically, projects appear before Council for budgeting when sufficient development occurs to warrant improvements and sufficient funds collected to pay for the improvements. In FYE20, there are no new project expenses scheduled.

XIII. University North Park Tax Increment Finance District Fund (57)

The purpose of the University North Park TIF (TIF #2) is to facilitate development and improvements in the University North Park Area, in accordance with the Oklahoma Constitution and Local Development Act. City Council and property owners identified projects to fund. The continuation of one capital project is scheduled in FYE20 for \$1,100,000.

XIV. Arterial Road Recoupment Fund (78)

The Arterial Road Recoupment Fund's purpose is to act as a revolving fund to match private funds in constructing arterial roads, in an effort to prevent dangerous gaps. As land is developed, developers are required to construct or fund the widening of the adjacent arterial roads that serve their subdivision. Because it is rare that all adjacent land develops at the same time, the resulting scenario is unimproved road segments, or gaps. In effect, the directional lanes would be two lanes, then one lane, then two lanes, such that dangerous driving conditions occur. The intent is that development pay its way when it (recoupment district) develops. Initial funding of this program was from the Capital Fund. Future revenues will reimburse this fund as a revolving source for this program. In FYE20, no new project budgets are scheduled. All new projects will be presented to City Council for approval as they are identified.

TABLE OF CONTENTS

Overview	1
Designated Public Safety Sales Tax Fund 15	
Assumptions	6
Fund Summary	7
Summary Project Table	8
Project Sheets	9
Community Development Block Grant Fund 21	
Assumptions	11
Fund Summary	12
Summary Project Table	13
Project Sheets	14
Special Revenue Fund 22	
Assumptions	17
Fund Summary	18
Summary Project Table	19
Project Sheets	20
Room Tax Fund 23	
Assumptions	21
Fund Summaries	22
Summary Project Table	23
Project Sheets	24
Water Fund 31	
Assumptions	26
Fund Summary	27
Summary Project Table	28
Project Sheets	31
Water Reclamation Fund 32	
Assumptions	70
Fund Summary	71
Summary Project Table	72
Project Sheets	73
Sewer Maintenance Fund 321	
Assumptions	86
Fund Summary	87
Summary Project Table	88
Project Sheets	89
New Development Excise Tax Fund 322	
Assumptions	96
Fund Summary	97
Summary Project Table	98
Project Sheets	99
Sanitation Fund 33	
Assumptions	105
Fund Summary	106
Summary Project Table	107
Project Sheets	108
Capital Fund 50	
Assumptions	110
Fund Summary	112
Summary Project Table	113
Project Sheets	119
Norman Forward Sales Tax Fund 51	
Assumptions	206
Fund Summary	207
Summary Project Table	208
Project Sheets	209

Park Land and Development Fund 52	
Assumptions	225
Fund Summary	226
Summary Project Table	227
University North Park TIF Fund 57	
Assumptions	228
Fund Summary	229
Summary Project Table	230
Project Sheets	231
Arterial Road Recoupment Fund 78	
Assumptions	232
Fund Summary	233
Summary Project Table	234
Appendix	235
Figure 1 - Ward Map	
Figure 2 - Street Maintenance & Transportation Projects	
Figure 3 - Utility Projects	
Figure 4 - Other Capital Projects	
Figure 5 - 2012 General Obligation Bond Projects	
Figure 6 - 2016 General Obligation Bond Projects	
Figure 7 - 2019 General Obligation Bond Projects	
Table of Unprogrammed Capital Projects	
Glossary of Terms and Acronyms	



Norman Music Festival

Overview

OVERVIEW OF THE CAPITAL IMPROVEMENTS PLAN

1. PLANNING

The Capital Improvements Plan (CIP) is the schedule established by the City of Norman that identifies the major improvement projects and schedules them to fit its fiscal capabilities for five years into the future. Annual reviews are made of the capital improvement projects budget and plan, and the plan is extended one year, to maintain a six-year schema.

Capital Projects generally cost more than \$10,000, are relatively fixed or permanent in nature and have an expected life of more than five years. Such projects consist of the construction of a new, expanded or improved tangible asset, which is physically fixed. Major projects normally require more than one fiscal year to complete. Contracted services for design, land acquisition, utility relocations and construction may be required. Examples include land purchase, new buildings, building additions, street improvements, utility line improvements, parks and playgrounds, and major drainage channel improvements.

Capital Outlay, on the other hand, is an expenditure directed towards maintaining or purchasing new or replacing tangible assets which themselves have expected life spans of one to five years. Expenses are generally one-time and occur within a single budget year. Examples include the purchase of vehicles and equipment.

The CIP maintains a multi-year time frame. Information is updated annually in conjunction with the budget process. Prior years' actual project expenditures are included. The first year shown is the budget for the active fiscal year. The second year is the next fiscal year, for which an official annual budget is being prepared. The remaining four years are projections of anticipated revenues and expenses based on estimated needs and priorities.

Capital projects originate at virtually any point in time and from a variety of sources. Any citizen, organization, Board or Commission may submit requests to Council at any time. Also, special studies and master plans for various city services (such as wastewater, water, parks and recreation, or transportation) culminate at various times, usually resulting in recommended capital projects, including operating impact, scheduling, and revenue sources. If Council determines sufficient need and/or funds exist, then the Capital Budget and/or Plan may be amended. Otherwise, the annual planning and budgeting process begins in the Fall of each year.

2. BUDGETING

The Capital Improvements Budget follows the Oklahoma Municipal Budget Act. The budget is organized according to Enterprise Funds, which are described throughout this document. This is a multi-year program, identifying total project expenses related to a particular project. Past actual expenses are included, however, the first single year is the active fiscal year. After the end of this fiscal year, both the encumbered and unencumbered budgeted amounts automatically roll into the following fiscal year's budget to maintain funding continuity, until the projects are individually closed. The second single year is the additional new funding for the upcoming fiscal year's budget. The remaining years constitute a plan.

The Municipal Budget Act authorizes optional (effective July 1, 2006) nonfiscal budgeting for capital expenses. "Encumbrances for funds whose sole purpose is to account for grants and capital projects and/or any unexpended appropriation balances may be considered nonfiscal and excluded from the budget by the governing body, but shall be reappropriated to the same funds, accounts and for the same purposes for the successive fiscal year, unless the grant, project or purpose is designated or declared closed or completed by the governing body." (11 O.S., Section 17-206, D.). In other words, once appropriated, a budget (encumbered and unencumbered balances) could automatically carry over from one fiscal year to the next until that project is either completed, its budget spent, or the project declared closed. It would no longer be necessary for Council to reconcile and reappropriate unencumbered fund balances for capital project accounts, but only to declare when a grant, project or purpose is closed or completed. This policy was adopted by Council beginning with the FYE 2010 budget.

During the Fall, Council and Staff begin reviewing the status of capital project implementation and the need to incorporate adjustments or amendments to policy, priorities, scope or costs. Typically Council holds this initial review in November. A first draft proposal for a new CIP is prepared for Council's consideration and comment in February. In response, revisions are prepared and a fiscally responsible multi-year plan is prepared. Additional Council study sessions are held during March, April and May for recommendations and adjustments. A public hearing is then held at a regularly scheduled Council meeting. When adopted in June, the first year becomes the fiscal year budget and the remaining years constitute the projected Capital Improvements Plan.

3. IMPLEMENTATION

With City approval and/or funding available, project managers pursue the necessary steps to implement the approved projects. Each quarter, written reports are submitted to Council and the public about the status and progress of projects.

ANNUAL BUDGET

Typically there are four implementation stages. Design of the improvement is accomplished by a qualified professional and requires proper selection procedures (this may be staff or consultant). Right-of-way acquisition must provide fair treatment of the owner's rights and use of public funds, and sometimes involves hiring of consultant services. Utility relocations involve both City and non-city owned "public" and private facilities and requires coordination of work space and scheduling. Finally, facility construction requires fair selection of contractors, traffic management, inspections, and approvals throughout the period of construction.

When projects anticipate outside funding (such as grants, transportation matching funds, private donations) there are additional requirements of the City. Outside revenues usually are limited to certain types of expenses, with the City responsible for the remainder. Schedules and costs are affected by such things as the availability of grants, results of plan reviews, differing construction standards, and specific property acquisition procedures.

4. 2025 LAND USE AND TRANSPORTATION PLAN POLICY

General Policies were determined through an extensive citizen participation process and Council action; and documented in the long range general plan for the City. The overall GOAL is to implement City Council public service policies as defined in the 2025 PLAN adopted by Council. It also serves as the basis for infrastructure master plans (i.e., water, wastewater, drainage, parks, et. al).

a. In summary, the 2025 PLAN establishes the following goals related to capital improvements:

- Goal 1 - Affirmatively and responsibly manage the location of growth in Norman based on available public services and environmental suitability of the land for development.
- Goal 2 - Utilize the provision of infrastructure in supporting and influencing growth into areas most suitable for development.
- Goal 3 - Encourage and support diversified housing types and densities in order to serve different income levels, family structures and ownership.
- Goal 4 - Enhance the quality of economic growth in the City by attracting high technology-related industries that have low environmental impacts.
- Goal 5 - Retain the distinct character of rural Norman and protect the environmentally sensitive Little River Drainage Basin.
- Goal 6 - Develop and maintain a greenbelt system for Norman.
- Goal 7 - Continue efforts to promote the enhancement and stability of the core area.

- b. Land use patterns (industrial parks/corridors, commercial nodes, neighborhood units, tourist commercial nodes, suburban large lot development, etc.) designated in the 2025 PLAN, as well as environmental and natural resource protection, topography, geology and geography, shall determine design, capacities and location of facilities.
- c. Specific capital projects in the 2025 PLAN shall be considered for programming, subject to the most current review and priorities of City Council.
- d. Utility System Master Plans (i.e., Water, Wastewater, Drainage, Parks, Greenways, et al) shall be utilized to designate the provision of all major City of Norman utility systems in advance of demand, based on projected population, innovative practices, and the Development Sector concept (drainage sub-basins).
- e. All available funding sources shall be used to provide basic public utility services, including utility districts, grants and loans, general obligation bonds, revenue bonds, private participation, intergovernmental agreements, tax increment financing districts, et al.

5. GENERAL PROGRAMMING ASSUMPTIONS

The following assumptions also affect the Capital Improvements Plan:

- a. The City will have enough of the right kind of personnel to accomplish approved projects or effectively manage contractors.
- b. Priorities will change periodically based on programming factors such as available funding, emergency situations, shifts in City policies or strategies, regional or national economics, unforeseen opportunities, incorrect assumptions, project scope, federal or state regulations.
- c. The purpose of projects significantly affects the timing of construction. Factors influencing timing of a project include any of the following:
 - community activity external to capital program management - land development requiring city services, peak hour demand on the water system;
 - federal or state regulations - EPA and ODEQ wastewater treatment effluent standards;
 - emergencies - special events, storms, drought, infrastructure failure; and

- physical dependence of one project on another - sewage collection lines dependent on interceptors, and sewer/water lines under streets that are both scheduled for improvement.
- d. Projects that started in a phased manner are high priority for continued funding. The first priority in this category are those being funded by general obligation or revenue bonds, because the funds must be spent within a specified time period after sale and there is an obligation to the voters and higher governments to finish these as soon as practical.
- e. The Capital Projects Plan shall act as a guide and shall be annually reviewed, updated, and incorporated into Capital Budgets.
- f. Once Council approves budgets, the funds will remain as commitments unless Council acts otherwise or the projects are closed.
- g. Cost under-runs will be determined, as individual projects are closed. Project managers make written requests to:
 - Declare when a project has been completed, and
 - Release unused funds for other uses by closing them.
- h. Project budget transfers shall follow the City's Account Transfer Manual.
- i. The CIP will primarily be a "pay-as-you-go" (PAYGO) effort incorporating debt financing and private funds as appropriate.
- j. Enterprise Funds shall finance related capital projects. If revenues are insufficient, it may be necessary to request voters to increase user fees and/or authorize revenue bonds.
- k. The Capital Fund (funded by 70% of the second cent sales tax) will pay for capital project needs which are not associated with enterprise revenues or which require supplemental funding.
- l. Each year, the Capital Budget will attempt to include funds for capital needs of all related services.
- m. The completion of arterial streets with existing paving gaps shall be a high priority, and scheduled within the Arterial Road Recoupment Fund when possible.
- n. A sound financial program to maintain and upgrade existing section line roads shall be included.
- o. The future impact on the operating budget is an important consideration when evaluating capital projects because it may be necessary to adjust those funds. Operating budget impact comments are included on each project sheet. In most instances, it is difficult to predict the dollar impact, so the following general categories are used: "positive" (will either generate some revenue to offset expenses or will reduce operating costs), "negligible" (operating expenses will increase no more than about \$10,000 per year), "slight" (operating expenses will increase between about \$10,001 & \$50,000 per year), "moderate" (operating expenses will increase between about \$50,001 & \$100,000 per year), or "high" (operating expenses will increase more than about \$100,001 per year).

6. AMENDMENTS

In order for the five-year Capital Improvement Plan to remain a useful guide for public and private investment, it is necessary that it be flexible. City Council is the only body that can amend the CIP. Major reasons for amendments include the following:

- a. Change of Council policy.
- b. Annual budgeting process.
- c. Rescheduling approved projects.
- d. Adding new projects.
- e. Deleting projects.
- f. Changing the scope of approved projects.
- g. Changing financial assumptions or revenue projections, or
- h. Changing the 2025 LAND USE AND TRANSPORTATION PLAN.

All amendments shall be justified by incorporating:

- a. Detailed project description,
- b. Justification; and
- c. Funding.

7. FYE20 CAPITAL IMPROVEMENTS PROJECTS BUDGET

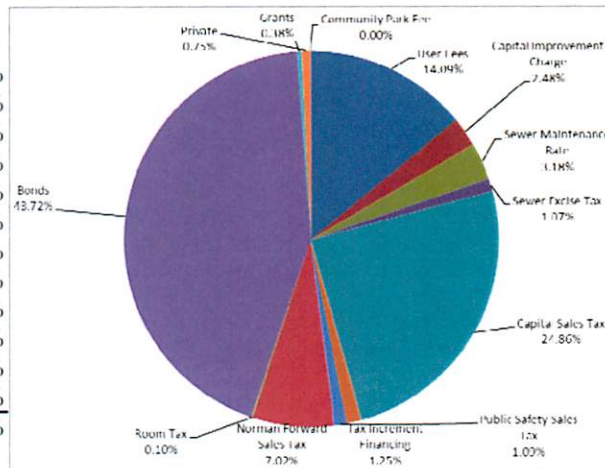
The FYE20 CIP includes revenues from several sources and expenditures for various purposes. The first chart illustrates sources of revenues expected in FYE20 for spending on capital improvement projects. The second chart illustrates expenses for capital projects.

This chart reflects anticipated revenues from all sources that are available in FYE20 for capital projects. Most revenue sources are earmarked for specific purposes and are not available for anything else. Only revenues needed to meet FYE20 needs are shown, but are not typically equal for any given fiscal year.

Bonds provide the greatest proportion of revenue for capital projects at 44%, followed by Capital Sales Tax at 25% and User Fees at 14%. Smaller amounts are derived from the other sources.

Sources of Revenue - All Capital Projects

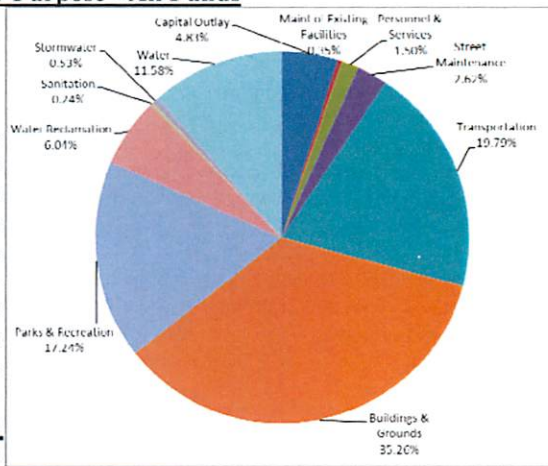
User Fees	\$12,398,797	14.09%
Capital Improvement Charge	2,182,333	2.48%
Sewer Maintenance Rate	2,800,000	3.18%
Sewer Excise Tax	939,700	1.07%
Capital Sales Tax	21,875,947	24.86%
Tax Increment Financing	1,100,000	1.25%
Public Safety Sales Tax	956,419	1.09%
Norman Forward Sales Tax	6,180,000	7.02%
Room Tax	90,000	0.10%
Bonds	38,461,965	43.72%
Grants	335,000	0.38%
Private	660,510	0.75%
Total	\$87,980,671	100.00%



Due to the nature of capital projects, expenses may not occur in the year proposed, and balances may be carried forward, because most project expenses occur over several fiscal years. However, this chart represents new budget requests for FYE20 only. The greatest shares are scheduled for Buildings & Grounds at 35%, Transportation at 20%, and Parks & Recreation at 17%.

Expenditures by Purpose - All Funds

Capital Outlay	\$4,253,350	4.83%
Maint of Existing Facilities	312,182	0.35%
Personnel & Services	1,322,281	1.50%
Street Maintenance	2,307,877	2.62%
Transportation	17,415,605	19.79%
Buildings & Grounds	31,017,686	35.26%
Parks & Recreation	15,168,860	17.24%
Water Reclamation	5,315,700	6.04%
Sanitation	210,000	0.24%
Stormwater	465,000	0.53%
Water	10,192,130	11.58%
Total	\$87,980,671	100.00%



Capital Outlay for non-enterprise related services are funded from the Capital Penny sales tax in Fund 50. By policy, Council annually designates 27% of the projected new Capital Penny revenue. Enterprise related capital outlay expenses are funded with enterprise sources. Included is a reserve for the Senior Citizens Center of \$261,770 from Fund 50.

In FYE20, the largest portion of Capital Outlay Expenditures is for Fleet/Vehicles at 68% followed by Other equipment at 13%, Computer related equipment at 10% and Computer related equipment at 7%. Expenditures for capital outlay from the Capital Fund include the following:

Expenditures for Capital Outlay – Funds 50

Computer related equipment	\$	412,840	9.55%
Public Safety equipment	\$	299,086	6.92%
Fleet/Vehicles	\$	2,953,685	68.32%
Other equipment	\$	564,299	13.05%
Furniture/Appliances/Fixtures	\$	25,940	0.60%
Undesignated Outlay	\$	67,507	1.56%
	\$	<u>4,323,357</u>	100.00%

Notes:

*** Fleet/Vehicles includes police & fire fleet

** Computer includes police and fire pcs

In addition, Fund 50 includes a transfer of \$83,000 to the Westwood Fund for vehicles and golf carts.

COMMUNITY DEVELOPMENT BLOCK GRANT FUND – 21

ASSUMPTIONS

1. This fund accounts for the proceeds of a specific revenue source that is legally restricted to expenditure for specific purposes.
2. Revenue is received in the form of special grant reimbursement for capital projects.
3. Three new projects are funded in FYE20 totaling \$335,000.

**Community Development Block Grant Fund Summary
Fund 21**

	FYE 18 ACTUAL	FYE 19 BUDGETED	FYE 19 ESTIMATED	FYE 20 BUDGETED
1 Beginning Fund Balance	\$ 11,605,376	\$ 656,028	\$ 5,005,777	\$ 408,049
2				
3 Revenues				
4 Other Revenues	\$ -	\$ -	\$ -	\$ -
5 Grant Revenue	787,386	843,653	2,377,118	850,844
6 Home Grant Revenue	197,177	423,525	1,106,972	374,974
7 Emergency Shelter	-	-	-	-
8 CDBG-DR	6,393,268	-	3,357,369	-
9 COC Planning Grant	12,015	-	11,875	-
10 County Grant	-	-	1,500,000	-
11 VF Transf - Capital	-	-	-	-
12				
13 Total Revenue	\$ 7,389,846	\$ 1,267,178	\$ 8,353,334	\$ 1,225,818
14				
15 Expenditures				
16 CDBG Housing 14	\$ -	\$ -	\$ -	\$ -
17 Community Development 08	46,907	-	-	-
18 Community Development 09	56,672	-	-	-
19 Community Development 11	16,463	-	-	-
20 Community Development 12	10,083	-	-	-
21 Community Development 13	42,199	-	-	-
22 Community Development 14	9,974	-	31,610	-
23 Community Development 15	-	-	23,024	-
24 CDBG Housing 15	-	-	48,959	-
25 Community Development 16	-	-	13,048	-
26 CDBG Housing 16	-	-	68,476	-
27 CDBG Public Svs 16	-	-	-	-
28 Community Development 17	1,835	-	-	-
29 CDBG Housing 17	136,009	-	154,394	-
30 CDBG Public Svs 17	8,455	-	2,941	-
31 Community Development 18	116,855	-	182,500	-
32 CDBG Housing 18	261,970	-	92,428	-
33 CDBG Public Svs 18	80,346	-	32,717	-
34 Community Development 19	-	352,791	352,791	-
35 CDBG Housing 19	-	381,532	388,772	-
36 CDBG Public Svs 19	-	109,330	109,330	-
37 Community Development 20	-	-	-	485,418
38 CDBG Housing 20	-	-	-	262,974
39 CDBG Public Svs 20	-	-	-	102,452
40 FY12 Home Grant	-	-	-	-
41 FY13 Home Grant	-	-	-	-
42 FY14 Home Grant	25,136	-	55,955	-
43 FY15 Home Grant	134,696	-	45,449	-
44 FY16 Home Grant	12,373	-	285,020	-
45 FY17 Home Grant	24,971	-	284,747	-
46 FY18 Home Grant	-	423,525	423,525	-
47 FY19 Home Grant	-	-	-	374,974
48 Emergency Shelter Grant	-	-	-	-
49 Accruals/Adjustments	(322,103)	-	-	-
50 COC Planning Grant	12,015	-	11,875	-
51 CDBG-DR	6,391,525	-	4,857,369	-
52				
53 Subtotal	\$ 7,066,381	\$ 1,267,178	\$ 7,464,930	\$ 1,225,818
54 VF Transf - Capital	6,923,064	0	5,486,132	0
55				
56 Total Expenditures	\$ 13,989,445	\$ 1,267,178	\$ 12,951,062	\$ 1,225,818
57				
58 Net Difference	\$ (6,599,599)	\$ -	\$ (4,597,728)	\$ -
59				
60 Ending Fund Balance	\$ 5,005,777	\$ 656,028	\$ 408,049	\$ 408,049
61	=====	=====	=====	=====
62 Reserves:				
63 Reserve for Contingency	5,005,777	656,028	408,049	408,049
64 Reserve for Affordable Housing	0	0	0	0
65				
66 Total Reserves	5,005,777	656,028	408,049	408,049
	=====	=====	=====	=====

Community Development Block Grant Project Table
Fund 21

Pg #	Acct No	Project Number	Project Name	FYE 2019 Budget	FYE 2019 Estimate	FYE 2020	FYE 2021	FYE 2022	FYE 2023	FYE 2024	BEYOND 5 YEARS
EXPENDITURES											
		021-4000-463	GC0068 84th Ave NE: Rock Creek Rd to North End	420,448	420,448	0	0	0	0	0	0
		021-4000-463	GC0081 84th Ave SE: Tecumseh Rd to Franklin Rd	144,986	144,986	0	0	0	0	0	0
		021-4000-463	GC0083 98th Ave NE: Tecumseh Rd to Arrowhead Dr	209,033	209,033	0	0	0	0	0	0
		021-4000-463	GC0060 106th Ave SE: Etowah to SH9	303,896	303,896	0	0	0	0	0	0
		021-4000-463	GC0087 120th Ave NE: Tecumseh to Stella Rd	135,308	135,308	0	0	0	0	0	0
		021-4000-463	GC0065 120th Ave SE: Etowah Rd to SH9	1,365,460	1,365,460	0	0	0	0	0	0
		021-4000-463	GC0051 Cate Park Improvements	67,682	67,682	0	0	0	0	0	0
		021-4000-463	GC0084 Rock Creek Rd: 108th to 120th	1,199,190	1,199,190	0	0	0	0	0	0
		021-4000-463	GC0068 Stella Rd: 132nd Ave NE to 144th Ave NE	32,127	32,127	0	0	0	0	0	0
		021-4000-463	GC0082 Tecumseh Rd: 84th to 120th	1,335,384	1,335,384	0	0	0	0	0	0
		021-4067-463	GC0072 CDBG Land Acquisition	110,000	110,000	0	0	0	0	0	0
		021-4067-463	GC0073 Acres: Findlay - Stewart	60,000	60,000	0	0	0	0	0	0
		021-4067-463	GC0074 CDBG Alley Improvements	12,500	12,500	0	0	0	0	0	0
		021-4003-463	GC0077 CDBG Target Area Tree Planting Project	36,140	36,140	0	0	0	0	0	0
		021-4003-463	GC0078 CDBG Land Acquisition	125,000	125,000	0	0	0	0	0	0
		021-4003-463	GC0079 CDBG Cert Bus Stop ADA Improvements	38,860	38,860	0	0	0	0	0	0
14		021-4007-463	GC0080 Original Townsite Street Improvements B19	0	0	185,000	0	0	0	0	0
15		021-4007-463	GC0081 CDBG Target Area Tree Planting Proj B19	0	0	50,000	0	0	0	0	0
16		021-4007-463	GC0082 CDBG Land Acquisition B19	0	0	100,000	0	0	0	0	0
TOTAL CDBG FUND 21 PROJECTS				\$5,595,994	\$5,595,994	\$335,000	\$0	\$0	\$0	\$0	\$0

* closed

- means unused funds to be returned to fund balance at end of fiscal year.

CITY OF NORMAN

PROJECT TITLE:	Original Townsite Street Improvements B19	PROJECT TYPE:	Street Maintenance
PROJ. CATEGORY:	CDBG	PROJECT NUMBER:	GC0080
DEPARTMENT:	Planning and Community Development	ACCOUNT NUMBER:	021-4007-463.61-01
MANAGER:	Lisa Krieg	BEGIN & END DATES:	7/1/19 to 6/30/20
WARD(s):	4	LIFE EXPECTANCY:	20 years

DETAILED PROJECT DESCRIPTION:

This project was developed by the Community Development Block Grant Policy Committee for inclusion in the FYE2020 Action Plan. The small scale street improvements within the Original Townsite Neighborhood Projects may include but are not limited to driveways and approaches and drainage improvements.

EXPENDITURE SCHEDULE through CITY Accounts by FY

Account Number	Cost Element	TOTAL ALL FISCAL YRS	Actual Prior Years	Budget FYE 2019	FYE 2020	FYE 2021	FYE 2022	FYE 2023	FYE 2024	Beyond 5 Years
6201	Design	0								
6001	ROW	0								
6701	Utilities	0								
6101	Const	185,000			185,000					
6301	Mats	0								
		0								
	Total	185,000	0	0	185,000	0	0	0	0	0

OPERATING IMPACT: negligible CDBG

STATUS & COMMENTS:

TOTAL PROJECT BUDGET BY FUND SOURCE AND PURPOSE:

THIS PROJECT NEEDS ASSISTANCE FROM:

Purpose	Fnd 21		Total
Design	0		0
ROW	0		0
Utilities	0		0
Const.	185,000		185,000
Materials	0		0
Total	185,000	0	185,000

Bldg Maint	
IT	
Pub Wks	
Utilities	
Parks	
Other	

Reimbursable Account? yes

Last Update 4/30/19

ANNUAL BUDGET

CITY OF NORMAN

PROJECT TITLE:	CDBG Target Area Tree Planting Project B19	PROJECT TYPE:	Street Maintenance
PROJ. CATEGORY:	CDBG	PROJECT NUMBER:	GC0081
DEPARTMENT:	Planning and Community Development	ACCOUNT NUMBER:	021-4007-463.61-01
MANAGER:	Lisa Krieg	BEGIN & END DATES:	7/1/19 to 6/30/20
WARD(s):	4	LIFE EXPECTANCY:	20 years

DETAILED PROJECT DESCRIPTION:

This project was developed by the Community Development Block Grant Policy Committee for inclusion in the FYE2020 Action Plan. Tree planting project for the CDBG Target Area. Project is to install 2 1/2 to 3" caliper trees using private contractors to residential property within the CDBG Target Area. Residents will be notified of opportunity to select tree species to be installed from approved list.

EXPENDITURE SCHEDULE through CITY Accounts by FY

Account Number	Cost Element	TOTAL ALL FISCAL YRS	Actual Prior Years	Budget FYE 2019	FYE 2020	FYE 2021	FYE 2022	FYE 2023	FYE 2024	Beyond 5 Years
6201	Design	0								
6001	ROW	0								
6701	Utilities	0								
6101	Const	50,000			50,000					
6301	Matls	0								
		0								
	Total	50,000	0	0	50,000	0	0	0	0	0

OPERATING IMPACT: negligible CDBG

STATUS & COMMENTS:

TOTAL PROJECT BUDGET BY FUND SOURCE AND PURPOSE:

THIS PROJECT NEEDS ASSISTANCE FROM:

Purpose	Fnd 21		Total
Design	0		0
ROW	0		0
Utilities	0		0
Const.	50,000		50,000
Materials	0		0
Total	50,000	0	50,000

Bldg Maint	
IT	
Pub Wks	
Utilities	
Parks	
Other	

Reimbursable Account? yes

Last Update 4/30/19

ANNUAL BUDGET

CITY OF NORMAN

PROJECT TITLE: CDBG Land Acquisition B19 PROJ. CATEGORY: CDBG DEPARTMENT: Planning and Community Development MANAGER: Lisa Krieg WARD(s): All	PROJECT TYPE: Acquisition PROJECT NUMBER: GC0082 ACCOUNT NUMBER: 021-4007-463.60-01 BEGIN & END DATES: 7/1/19 to 6/30/20 LIFE EXPECTANCY: 20 years
--	---

DETAILED PROJECT DESCRIPTION:

This project was developed by the Community Development Block Grant Policy Committee for inclusion in the FYE2020 Action Plan. This activity will be contracted to the Norman Affordable Housing Corporation, Inc. to purchase land or property for Affordable Rental Housing. (100,000). With each activity a Deed Restriction will be filed to insure continued use as proposed. Length of restriction is dependant on the total assistance provided.

EXPENDITURE SCHEDULE through CITY Accounts by FY

Account Number	Cost Element	TOTAL ALL FISCAL YRS	Actual Prior Years	Budget FYE 2019	FYE 2020	FYE 2021	FYE 2022	FYE 2023	FYE 2024	Beyond 5 Years
6001	Acquisition	100,000			100,000					
6001	ROW	0								
6701	Utilities	0								
6101	Const	0								
6301	Matls	0								
	Total	100,000	0	0	100,000	0	0	0	0	0

OPERATING IMPACT:

negligible CDBG

STATUS & COMMENTS:

TOTAL PROJECT BUDGET BY FUND SOURCE AND PURPOSE:

THIS PROJECT NEEDS ASSISTANCE FROM:

Purpose	Fnd 21	Total
Acquisition	100,000	100,000
ROW	0	0
Utilities	0	0
Const.	0	0
Materials	0	0
Total	100,000	100,000

Bldg Maint	
IT	
Pub Wks	
Utilities	
Parks	
Other	

Reimbursable Account? yes

Last Update 4/30/19

ANNUAL BUDGET



Groove Fest

Special Revenue Fund

SPECIAL REVENUE FUND - 22

ASSUMPTIONS

1. This fund accounts for the proceeds of specific revenue sources that are legally restricted to expenditure for specific purposes.
2. Revenues are received in the form of special grants for capital projects. Local match is typically budgeted in the fund that is its source.
3. Projects are typically completed within a short amount of time and future programming is rare.
4. Agencies approve grants at various times throughout the year.
5. No new project is proposed for the FYE20. Council will be presented with proposals as projects and funding becomes available in the future.

Special Revenue Fund Summary Fund 22

	FYE 18 ACTUAL	FYE 19 BUDGET	FYE 19 ESTIMATED	FYE 20 BUDGET
1 Beginning Fund Balance	\$ 1,064,453	\$ 1,064,453	\$ 1,832,630	\$ 1,832,630
2				
3 Revenue				
4 Olds. Highway Grant-DRE Training	\$ 44,848	\$ -	\$ 31,177	\$ -
5 County Court DUI Fines	31,391	62,834	63,962	103,069
6 Local Law Enforcement Grant	-	-	-	-
7 JABO/Fee/Real	-	-	-	-
8 SHPOCLG Grant	11,250	-	11,250	-
9 FEMA Classroom Grant	-	-	-	-
10 OK LG Arts Council	-	-	-	-
11 Highway Tree Program	-	-	-	-
12 Emergency Management Planning Grant	2,080	-	482	-
13 Bullet Proof Vest Grant	-	-	-	-
14 Misc. Police Grants	-	-	96	-
15 Homeland Security	23,450	-	-	-
16 Legacy Trail Improvements	-	-	9,450	-
17 Traffic & Alcohol Enforcement	69,308	-	151,391	-
18 Forestry Grant	-	-	-	-
19 Baseline/Restoration/Tree Program	-	-	-	-
20 Misc. Parks/Forestry Grants	-	-	-	-
21 Firefighter Assistance	-	-	-	-
22 Jag Grant	414	-	30,572	-
23 Jag Recovery ARRA Grant	-	-	-	-
24 Cops Grant	-	-	-	-
25 Urban Forestry Assistant	-	-	-	-
26 FEMA Reimbursements	-	-	-	-
27 ACOG Traffic Data Grant	(51,178)	-	-	-
28 ACOG Misc Grant	100,000	-	-	-
29 ACOG CNG Facility Grant	-	-	-	-
30 ACOG Fleet Conversion	(69,978)	-	-	-
31 Industrial Pre-treatment	-	-	-	-
32 Sale Routes to School	-	-	-	-
33 '011	-	-	-	-
34 Conservation Dist Grant	-	-	-	-
35 Transportation	-	-	-	-
36 OK Recreation Trail Fund	180,000	-	-	-
37 Classroom Grant	-	-	-	-
38 School Zone Improvements Grant	-	-	15,000	-
39 Season Park Improvements	-	-	-	-
40 Sutton Wilderness	-	-	-	-
41 Shelter Rebate - Federal	33,587	-	-	-
42 Main Street DT Improvements Grant	-	-	-	-
43 IF Transf - Capital	-	-	-	-
44 IF Transf - GF	-	-	-	-
45 Other Revenue/audit accounts	15,346	-	-	-
46 State HNV 9 Mile-Modal Path	-	-	-	-
47 Firehouse Art Center Grant	-	-	25,000	-
48 Traffic Control	-	-	14,815	-
49 VOCA Grant	-	-	56,082	44,800
50				
51 Subtotal	\$ 300,621	\$ 62,834	\$ 408,716	\$ 147,949
52				
53 Total Revenue	\$ 300,621	\$ 62,834	\$ 408,716	\$ 147,949
54				
55 Expenditures				
56 DUI Enforcement	\$ 33,850	\$ 62,834	\$ 63,962	\$ 103,069
57 Olds. Highway Grant-DRE Training	41,493	-	31,177	-
58 JABO/Fee/Real	-	-	-	-
59 Local Law Enforcement Grant	-	-	-	-
60 SHPOCLG Grant	11,249	-	11,250	-
61 FEMA Classroom Grant	-	-	-	-
62 Bullet Proof Vest Grant	-	-	-	-
63 Misc. Police Grants	-	-	96	-
64 Homeland Security	23,450	-	-	-
65 Traffic & Alcohol Enforcement	69,308	-	151,391	-
66 OK LG Arts Council/Veteran Memorial	-	-	-	-
67 Austl Adj/Encouragement	2,814	-	-	-
68 Legacy Trail Improvements	-	-	9,450	-
69 Transportation	-	-	-	-
70 Sale Routes to School	-	-	-	-
71 Baseline/Restoration/Tree Program	-	-	-	-
72 Urban Forestry Assistant	-	-	-	-
73 Misc Parks/Forestry Grants	-	-	-	-
74 Forestry Grant	-	-	-	-
75 Jag Grant	-	-	30,572	-
76 Jag ARRA	-	-	-	-
77 '011	-	-	-	-
78 Intelligence Analysis	-	-	-	-
79 Firefighter Assistance	-	-	-	-
80 Highway Tree Program-06	-	-	-	-
81 Traffic Control	10,400	-	14,815	-
82 NIST/Coastal Tree Planting	-	-	-	-
83 Disaster Preparedness	-	-	-	-
84 ARRA CNG Facility Grant - Fast Fill	-	-	-	-
85 ACOG CNG Facility Grant - Slow Fill	-	-	-	-
86 ACOG Fleet Conversion	-	-	-	-
87 Industrial Pre-treatment	-	-	-	-
88 Emergency Management Grant	2,080	-	482	-
89 Disaster Preparedness Grant	-	-	-	-
90 Eastridge Park Grant	-	-	-	-
91 Season Park Improvements	-	-	-	-
92 Sutton Wilderness	180,000	-	-	-
93 Conservation Dist Grant	-	-	-	-
94 Classroom Grant	-	-	-	-
95 Shelter Rebate - Federal	40,830	-	-	-
96 School Zone Improvements Grant	-	-	15,000	-
97 Main Street DT Improvements Grant	-	-	-	-
98 State HNV 9 Mile-Modal Path	-	-	-	-
99 Firehouse Art Center Grant	-	-	25,000	-
100 VOCA Grant	-	-	56,082	44,800
101				
102 Subtotal	\$ 367,444	\$ 62,834	\$ 408,716	\$ 147,949
103 IF Transf - General	-	-	-	-
104 IF Transf - General (Pet License)	-	-	-	-
105 IF Transf - Capital	100,000	-	-	-
106				
107 Total Expenditures	\$ 467,444	\$ 62,834	\$ 408,716	\$ 147,949
108				
109 Net Difference	\$ (166,823)	\$ -	\$ -	\$ -
110				
111 Ending Fund Balance	\$ 1,832,630	\$ 1,064,453	\$ 1,832,630	\$ 1,832,630
112				
113 Reserved for County DUI Program	\$ 428,011	\$ 428,470	\$ 428,011	\$ 428,470
114 Unreserved	1,404,619	1,335,983	1,404,619	1,404,160
115				
116 Total Reserves	\$ 1,832,630	\$ 1,064,453	\$ 1,832,630	\$ 1,832,630

Special Revenue Project Table Fund 22

Pg #	Acct No	Project Number Project Name	FYE 2019 Budget	FYE 2019 Estimate	FYE 2020	FYE 2021	FYE 2022	FYE 2023	FYE 2024	BEYOND 5 YEARS
EXPENDITURES										
20	022-9638-451	PR0026 Firehouse Art Center Addition (match)	25,000	25,000	0	300,000	0	0	0	0
	022-9097-452	TR0082 Legacy Trail Multi Modal Path Extension	9,459	9,459	0	0	0	0	0	0
	022-9082-431	TR0081 Safe Routes to School - Kennedy (match)	15,000	15,000	0	0	0	0	0	0
TOTAL SPECIAL REVENUE FUND 22 PROJECTS			\$49,459	\$49,459	\$0	\$300,000	\$0	\$0	\$0	\$0

* closed

- means unused funds to be returned to fund balance at end of fiscal year.

CITY OF NORMAN

PROJECT TITLE:	Firehouse Art Center Addition	PROJECT TYPE:	Parks & Recreation	Improv.
PROJ. CATEGORY:	Parks & Recreation	PROJECT NUMBER:	RT0027/PR0026	
DEPARTMENT:	Parks and Recreation	ACCOUNT NUMBER:	022-9638-451/023-9638-451	
MANAGER:	James Briggs	BEGIN & END DATES:	7/1/17	to 6/30/21
WARD(s):	4	LIFE EXPECTANCY:	50 Years	

DETAILED PROJECT DESCRIPTION:

For decades, the Firehouse Art Center has offered art classes and artist training for a wide variety of mediums—painting, sculpture, photography, music, drawing, performance art, ceramics, textiles, graphic arts and more. In the past decade, they have dramatically increased their youth programs in conjunction with the Norman Public Schools art education programs. Over the years, the building in Lions Park has served as the main campus for these programs. The building was built as a Fire Station in the 1940's—and was converted to an artist space in the 1970's, when a new fire station was built to replace the Lions Park station. Several improvements have been made to the space over the years; but with increased staffing and enrollment—the space is very under-sized. The Firehouse Board of Directors has proposed a project to raise funds for a building addition and since the space is owned by the City of Norman, it would be a benefit to both parties if we could speed up the project by sharing the costs through the Room Tax Fund, as proposed here. The first year of funding would be used to hire a design firm to prepare construction documents for the project. A subsequent year would be used to fund the building project. Major improvements would include adding restrooms to the downstairs space, increasing the office space for staff, increasing gallery space for the artists and additional classroom space.

EXPENDITURE SCHEDULE through CITY Accounts by FY

Account Number	Cost Element	TOTAL ALL FISCAL YRS	Actual Prior Years	Budget FYE 2019	FYE 2020	FYE 2021	FYE 2022	FYE 2023	FYE 2024	Beyond 5 Years
023-9638-451.62-01	Design	25,000		25,000						
022-9638-451.62-01	Design	25,000		25,000						
6701	Utilities	0								
023-9638-451.6101	Const	100,000			0	100,000				
022-9638-451.6101	Const	300,000				300,000				
		0								
	Total	450,000	0	50,000	0	400,000	0	0	0	0

OPERATING IMPACT:

negligible Genl Fnd

STATUS & COMMENTS:

City match for design services is proposed as a Room Tax Project. Construction-phase funding request will be finalized for FYE 2021 Budget document as design is finalized and be requested as another cost share program between the City Room Tax Fund and the Firehouse Art Center's Capital Campaign.

TOTAL PROJECT BUDGET BY FUND SOURCE AND PURPOSE:

THIS PROJECT NEEDS ASSISTANCE FROM:

Purpose	Fnd 23	Private		Total
Design	25,000	25,000		50,000
ROW	0			0
Utilities	0			0
Const.	100,000	300,000	0	400,000
Materials	0			0
Total	125,000	325,000	0	450,000

Bldg Maint	yes
IT	yes
Pub Wks	yes
Utilities	yes
Parks	
Other	no

Reimbursable Account? no yes

Last Update 2/27/19

ANNUAL BUDGET



Holiday Parade



Room Tax Fund

CAPITAL IMPROVEMENTS PLAN

ROOM TAX FUND - 23

ASSUMPTIONS

1. The referendum of July 15, 1980 authorized collection and delineated disbursement of a 4% Hotel/Motel Room Tax. Approximately 25% of the Room Tax Revenues (net of Administrative Fees) are specifically to be used for visible, image enhancing projects. April 2, 2013 Voters authorized increasing the Room Tax rate to 5%.
2. Continuation of one project is included is FYE20, totaling \$90,000.

Room Tax Fund Summary Fund 23

	FYE 18 ACTUAL	FYE 19 BUDGET	FYE 19 ESTIMATED	FYE 20 PROJECTED	FYE 21 PROJECTED	FYE 22 PROJECTED	FYE 23 PROJECTED	FYE 24 PROJECTED
1 Beginning Fund Balance	\$ 106,685	\$ 15,115	\$ 404,219	\$ 51,570	\$ 210,438	\$ 330,523	\$ 609,850	\$ 1,113,206
2								
3 Revenues								
4 Taxes	\$ 1,879,453	\$ 1,842,110 ^N	\$ 1,842,110	\$ 1,917,152 ^N	\$ 1,974,097	\$ 2,033,907	\$ 2,094,024	\$ 2,157,772
5 Interest/Investment Income	2,262	2,640	2,640	2,640	2,640	2,640	2,640	2,640
6 IF Transf - Capital Fund	-	-	-	-	-	-	-	-
7								
8 Total Operating Revenues	\$ 1,881,715	\$ 1,844,750	\$ 1,844,750	\$ 1,919,792	\$ 1,977,307	\$ 2,036,547	\$ 2,097,584	\$ 2,160,412
9								
10 Expenditures								
11 Administration	\$ 75,138	\$ 73,790	\$ 73,790	\$ 76,782	\$ 79,082	\$ 81,452	\$ 83,903	\$ 86,416
12 Arts & Humanities	427,500	447,500 ^N	447,500	490,750 ^N	474,554	489,771	503,415	518,499
13 Parks Capital Projects	79,600	220,000	575,427	90,000	155,000	-	-	-
14 Conventions/Visitor Bureau	855,000	895,000 ^N	895,000	821,500 ^N	948,107	977,542	1,008,830	1,036,998
15 IF Transf - Westwood	203,819	205,682	205,682	205,682	205,469	209,444	-	-
16 IF Transf - Capital Fund	-	-	-	-	-	-	-	-
17 Carryover Encumbrances/Audit Adj.	3,326	-	-	-	-	-	-	-
18								
19 Total Expenditures	\$ 1,644,181	\$ 1,841,972	\$ 2,107,399	\$ 1,754,924	\$ 1,863,222	\$ 1,757,219	\$ 1,594,148	\$ 1,641,913
20								
21								
22 Net Difference	\$ 237,534	\$ 2,778	\$ (352,649)	\$ 164,868	\$ 114,085	\$ 279,328	\$ 503,416	\$ 518,499
23								
24 Ending Fund Balance	\$ 404,219	\$ 17,893	\$ 51,570	\$ 216,438	\$ 330,523	\$ 609,850	\$ 1,113,206	\$ 1,631,765
25								
26 Reserves:								
27 Reserved for Administration	\$ -	\$ 1	\$ -	\$ -	\$ -	\$ -	\$ -	\$ -
28 Reserved for Arts & Humanities	27,518	15,295	22,756	22,756.01	22,756	22,756	22,756	22,756
29 Reserved for Parks & Rec.	354,253	4,881	15,884	160,752.01	294,837	574,184	1,077,579	1,598,078
30 Reserved for Conv. & Tourism	22,450	(2,053)	12,930	12,930.02	12,930	12,931	12,931	12,931
31								
32 Total Reserves	\$ 404,219	\$ 17,893	\$ 51,570	\$ 216,438	\$ 330,523	\$ 609,850	\$ 1,113,206	\$ 1,631,765

Room Tax Project Table Fund 23

Pg #	Acct No	Project Number	Project Name	FYE 2019 Budget	FYE 2019 Estimate	FYE 2020	FYE 2021	FYE 2022	FYE 2023	FYE 2024	BEYOND 5 YEARS
EXPENDITURES											
		023-6815-451	RT0088 12th Avenue Rec Center playground	95,000	95,000	0	0	0	0	0	0
		023-9050-452	RT0080 Andrews Park Rental Building A/C	9,803	9,803	0	0	0	0	0	0
		023-9441-452	RT0089 Bicycle Skills Park	240,000	240,000	0	0	0	0	0	0
		023-9375-452	RT0084 Disc Golf Improvements Citywide	21,054	21,054	0	0	0	0	0	0
24		023-9638-451	RT0027 Firehouse Art Center addition (match)	25,000	25,000	0	100,000	0	0	0	0
		023-9321-451	RT0078 Gym Floor Irving/Whittier	1,048	1,048	0	0	0	0	0	0
25		023-9627-451	RT0090 Historic Museum Parking	2,812	2,812	90,000	55,000	0	0	0	0
		023-9321-451	RT0079 Recreation Centers A/C (3)	3,816	3,816	0	0	0	0	0	0
		023-9814-452	RT0087 Sooner Theatre Seat Replace & Interiors (match)	178,894	178,894	0	0	0	0	0	0
TOTAL ROOM TAX FUND 23 PROJECTS				\$575,427	\$575,427	\$90,000	\$155,000	\$0	\$0	\$0	\$0

* closed

- means unused funds to be returned to fund balance at end of fiscal year.

CITY OF NORMAN

PROJECT TITLE:	Firehouse Art Center Addition	PROJECT TYPE:	Parks & Recreation	Improv.
PROJ. CATEGORY:	Parks & Recreation	PROJECT NUMBER:	RT0027/PR0026	
DEPARTMENT:	Parks and Recreation	ACCOUNT NUMBER:	022-9638-451/023-9638-451	
MANAGER:	James Briggs	BEGIN & END DATES:	7/1/17	to 6/30/19
WARD(s):	4	LIFE EXPECTANCY:	50 Years	

DETAILED PROJECT DESCRIPTION:

For decades, the Firehouse Art Center has offered art classes and artist training for a wide variety of mediums--painting, sculpture, photography, music, drawing, performance art, ceramics, textiles, graphic arts and more. In the past decade, they have dramatically increased their youth programs in conjunction with the Norman Public Schools art education programs. Over the years, the building in Lions Park has served as the main campus for these programs. The building was built as a Fire Station in the 1940's--and was converted to an artist space in the 1970's, when a new fire station was built to replace the Lions Park station. Several improvements have been made to the space over the years; but with increased staffing and enrollment--the space is very under-sized. The Firehouse Board of Directors has proposed a project to raise funds for a building addition--and since the space is owned by the City of Norman, it would be a benefit to both parties if we could speed up the project by sharing the costs through the Room Tax Fund, as proposed here. The first year of funding would be used to hire a design firm to prepare construction documents for the project. A subsequent year would be used to fund the building project. Major improvements would include adding restrooms to the downstairs space, increasing the office space for staff, increasing gallery space for the artists and additional classroom space.

EXPENDITURE SCHEDULE through CITY Accounts by FY

Account Number	Cost Element	TOTAL ALL FISCAL YRS	Actual Prior Years	Budget FYE 2019	FYE 2020	FYE 2021	FYE 2022	FYE 2023	FYE 2024	Beyond 5 Years
023-9638-451.62-01	Design	25,000		25,000						
022-9638-451.62-01	Design	25,000		25,000						
6701	Utilities	0								
023-9638-451.6101	Const	100,000			0	100,000				
022-9638-451.6101	Const	300,000				300,000				
		0								
	Total	450,000	0	50,000	0	400,000	0	0	0	0

OPERATING IMPACT:

negligible Genl Fnd

STATUS & COMMENTS:

Proposed as a Room Tax Project. Construction-phase funding request will be finalized for FYE 2021 Budget document as design is finalized and be requested as another cost share program between the City Room Tax Fund and the Firehouse Art Center's Capital Campaign.

TOTAL PROJECT BUDGET BY FUND SOURCE AND PURPOSE:

THIS PROJECT NEEDS ASSISTANCE FROM:

Purpose	Fnd 23	Private		Total
Design	25,000	25,000		50,000
ROW	0			0
Utilities	0			0
Const.	100,000	300,000	0	400,000
Materials	0			0
Total	125,000	325,000	0	450,000

Bldg Maint	yes
IT	yes
Pub Wks	yes
Utilities	yes
Parks	
Other	no

Reimbursable Account? no yes

Last Update 2/27/19

ANNUAL BUDGET

CITY OF NORMAN

PROJECT TITLE: Historical Museum Improvements PROJ. CATEGORY: Parks & Recreation DEPARTMENT: Parks and Recreation MANAGER: James Briggs WARD(s): 4	PROJECT TYPE: Parks & Recreation Improv. PROJECT NUMBER: RT0090 ACCOUNT NUMBER: 23-9627-452 BEGIN & END DATES: 7/1/19 to 6/30/21 LIFE EXPECTANCY: 30 years
---	--

DETAILED PROJECT DESCRIPTION:

This project is for the construction of a small parking lot on the land across the alley from the Moore-Lindsey House and Historical Museum at the corner of Acres and Peters. The lot is currently a grass area owned and maintained by the City, along with the museum; and used for overflow parking for the facility. However, the City does not allow parking on non-paved surfaces; so this project would make any parking in that area follow the standard applied to all properties. Design work was hired-out in FYE 2019; and design documents can be ready for bid during FYE2020.

Recently, Museum staff has noticed that the frames of several of the glass storm windows on the main house are starting to show signs of wood rot; especially on the cool and damp north side of the house. Similarly, the paint on the house is showing signs of wear in several places. The same situation is occurring on the Carriage House. Therefore, we would also like to fund a project to repair the windows and repaint at both structures. This would greatly improve the look and longevity of these historic buildings, which has seen a recent increase in visitation due to a more active programming schedule by the Cleveland County Historical Society (the organization which leases the house from the City and operates the museum on a daily basis with their employees and volunteers).

The second year of funding is for replacement of the roof on both structures. Currently the Carriage House has an asphalt shingle roof and the main house is a shake roof that is reaching the end of its normal life span. Both structures would receive a new shake roof, accurate to the original construction style.

EXPENDITURE SCHEDULE through CITY Accounts by FY

Account Number	Cost Element	TOTAL ALL FISCAL YRS	Actual Prior Years	Budget FYE 2019	FYE 2020	FYE 2021	FYE 2022	FYE 2023	FYE 2024	Beyond 5 Years
6201	Design	0								
6001	ROW	0								
6701	Utilities	0								
023-9627-452.61-01	Const	147,812		2,812	90,000	55,000				
6301	Matls	0								
		0								
	Total	147,812	0	2,812	90,000	55,000	0	0	0	0

OPERATING IMPACT: negligible Genl Fnd

STATUS & COMMENTS:

Proposed as a Room Tax project.

TOTAL PROJECT BUDGET BY FUND SOURCE AND PURPOSE:

Purpose	Fnd 23		Total
Design	0		0
ROW	0		0
Utilities	0		0
Const.	147,812		147,812
Materials	0		0
Total	147,812	0	147,812
Reimbursable Account?	no		

THIS PROJECT NEEDS ASSISTANCE FROM:

Bldg Maint	no
IT	no
Pub Wks	yes
Utilities	no
Parks	
Other	no

Last Update 2/27/19



Valentine's Day Daddy Daughter Dance

Water Fund

CAPITAL IMPROVEMENTS PLAN

WATER FUND - 31

ASSUMPTIONS

1. The primary basis for project selection and priorities include:
 - Water Master Plan recommendations,
 - Maintenance records,
 - Size - all lines under 6" should be replaced to provide pressures for adequate fire flows and the ability to connect standard 6" fire hydrants and meet State Health Department Standards,
 - Infrastructure projects nearby - all water projects should be coordinated with street projects so as not to cause damage to recently improved streets and duplication of work,
 - Age and materials - older lines are generally constructed of substandard materials or are deteriorating, and should be replaced with materials meeting current standards, and
 - Demand - all lines less than 6" serving more than four houses are very critical and should be higher priority.
 - Studies and Reports (i.e. Water system Computer Modeling, Arsenic Study, WTP Engineering Study, et al)
2. There should be a balance of improvements to all parts of the water system. Each year there should be improvements to supply, transmission, treatment, distribution, feeder lines and storage of potable water.
3. Staffing level and equipment capabilities in the Line Maintenance Division will not increase or decrease and present abilities to replace lines will remain stable. This division can currently install lines up to 8" in diameter.
4. All Projects will be scheduled on a PAYGO basis until and unless the voters approve revenue bonds.
5. Revenues from the Capital Improvements Charge (CIC) shall be used for water line replacement and construction of new lines.
6. Voters approved a water rate increase on September 12, 1995 to fund additional wells and distribution lines.
7. Voters approved an incremental water rate increase on May 10, 1999 for high volume residential users to promote water conservation and pay for increased water supply beyond the resources available.
8. On March 7, 2006, the voters approved a water rate hike to fund an increase in water capacity and enhanced maintenance at the water treatment plant, as well as new treatment units to reduce taste and odor problems. Cost overruns are shown as PayGo expenses.
9. New funding for eighteen paygo projects are included for funding in FYE20 totaling \$10,192,130.

Water Fund Summary Fund 31

	FYE 18 ACTUAL	FYE 19 BUDGET	FYE 19 ESTIMATED	FYE 20 PROJECTED	FYE 21 PROJECTED	FYE 22 PROJECTED	FYE 23 PROJECTED	FYE 24 PROJECTED
1 Beginning Fund Balance	\$ 23,736,594	\$ 7,050,535	\$ 25,589,280	\$ 14,824,710	\$ 8,543,588	\$ 4,720,948	\$ (1,837,342)	\$ (12,516,597)
2								
3 Operating Revenues:								
4 Enterprise Fund Fees/Chgs	\$ 20,422,474	\$ 20,300,000	\$ 20,300,000	\$ 20,700,000	\$ 21,100,000	\$ 21,500,000	\$ 21,900,000	\$ 22,300,000
5 Connection Fee	577,883	625,000	625,000	640,000	650,000	670,000	690,000	710,000
6 Capital Improvement Charge	1,412,719	1,352,785	1,352,785	1,366,313	1,379,976	1,393,776	1,407,714	1,421,791
7 Cost Allocation	780,489	755,969	755,969	774,613	782,359	790,183	798,085	806,066
8								
9 Total Operating Revenues	\$ 23,193,565	\$ 23,033,754	\$ 23,033,754	\$ 23,480,926	\$ 23,912,335	\$ 24,353,959	\$ 24,795,799	\$ 25,237,857
10								
11 Operating Expenditures:								
12 Salaries / Benefits	\$ 3,996,636	\$ 4,258,639	\$ 4,258,639	\$ 4,546,199	\$ 4,773,509	\$ 5,012,184	\$ 5,262,794	\$ 5,525,933
13 Supplies / Materials	2,080,867	2,527,301	2,542,486	2,774,159	2,801,901	2,829,920	2,858,219	2,886,801
14 Services / Maintenance	2,592,733	3,269,266	3,381,676	3,184,838	3,216,686	3,248,853	3,281,342	3,314,155
15 Internal Services	164,479	185,523	185,523	163,880	167,158	170,501	173,911	177,389
16 Cost Allocations	2,023,013	1,854,830	1,854,830	1,971,265	1,990,978	2,010,887	2,030,996	2,051,306
17 Employee Turnover Savings		(63,880)	(63,880)	(68,193)	(71,603)	(75,183)	(78,942)	(82,889)
18								
19 Total Operating Expenditures	\$ 10,857,728	\$ 12,031,679	\$ 12,159,274	\$ 12,572,148	\$ 12,878,629	\$ 13,197,163	\$ 13,528,319	\$ 13,872,696
20								
21 Net Operating Revenue	\$ 12,335,837	\$ 11,002,075	\$ 10,874,480	\$ 10,908,778	\$ 11,033,706	\$ 11,156,796	\$ 11,267,480	\$ 11,365,161
22								
23 Other Revenues:								
24 Interest Income	\$ 224,105	\$ 120,000	\$ 120,000	\$ 120,000	\$ 120,000	\$ 120,000	\$ 120,000	\$ 120,000
25 Other Misc. Revenue	500,256	-	-	-	-	-	-	-
26 I/F Transf - Capital Fund	689,265	-	-	-	-	-	-	-
27 Revenue Bond Proceeds	6,891,968	-	36,328,713	-	-	-	-	-
28 Grant Revenue	45,695	-	-	-	-	-	-	-
29								
30 Total Other Revenues	\$ 8,351,289	\$ 120,000	\$ 36,448,713	\$ 120,000	\$ 120,000	\$ 120,000	\$ 120,000	\$ 120,000
31								
32 Other Expenditures:								
33 Audit Accruals/Adj/Encumbrances	\$ (1,560)							
34 Master Conservancy Debt	\$ 72,723	\$ 72,474	\$ 72,474	\$ 72,175	\$ 71,829	\$ 71,523	\$ 71,229	\$ 70,958
35 Debt Service - 15 Issue	1,561,306	1,479,410	1,479,410	1,477,891	1,470,840	1,478,310	1,480,034	1,476,119
36 Debt Service - 16 Issue	767,015	770,249	770,249	767,147	768,767	770,109	771,060	771,732
37 Debt Service - 17 Issue	30,599	683,413	683,413	2,008,734	2,006,445	2,003,239	2,009,117	2,003,938
38 Debt Service - 18 Issue	-	683,000	683,000	799,125	897,765	899,405	891,295	893,025
39 Debt Service - 21 Issue	-	-	-	-	1,155,000	1,155,000	1,155,000	1,155,000
40 Capital Projects	3,572,910	4,385,400	20,335,229	10,192,130	7,288,200	10,119,000	14,329,500	29,907,500
41 Capital Projects - 15 Issue	-	-	-	-	-	-	-	-
42 Capital Projects - 17 Issue	10,929,681	-	19,498,315	-	-	-	-	-
43 Capital Projects - 18 Issue	120,462	-	12,816,054	-	-	-	-	-
44 Capital Projects - 21 Issue	-	-	-	-	-	-	-	-
45 Bond issue costs	-	-	259,956	-	-	-	-	-
46 Capital Equipment	347,219	411,645	417,556	925,698	230,000	230,000	230,000	230,000
47 I/F Transf - General Fund	1,049,963	1,046,250	1,072,107	1,067,000	1,087,500	1,108,500	1,129,500	1,150,500
48 I/F Transf - General Fund - Meter Svc	46,000	-	-	-	-	-	-	-
49 I/F Transf - Capital Fund	338,122	-	-	-	-	-	-	-
50								
51 Total Other Expenditures	\$ 18,834,440	\$ 9,531,841	\$ 58,087,763	\$ 17,309,900	\$ 14,976,346	\$ 17,835,086	\$ 22,066,735	\$ 37,658,772
52								
53 Net Revenues (Expenditures)	\$ 1,852,686	\$ 1,590,234	\$ (10,764,570)	\$ (6,281,122)	\$ (3,822,640)	\$ (6,558,290)	\$ (10,679,255)	\$ (26,173,611)
54								
55 Ending Fund Balance	\$ 25,589,280	\$ 8,640,769	\$ 14,824,710	\$ 8,543,588	\$ 4,720,948	\$ (1,837,342)	\$ (12,516,597)	\$ (38,690,208)
56								
57 Reserves								
58 Reserve for Operations	\$ 868,618	\$ 962,534	\$ 972,742	\$ 1,005,772	\$ 1,030,290	\$ 1,055,773	\$ 1,082,266	\$ 1,109,816
59 Reserve for Encumbrances	21,365,034	-	-	-	-	-	-	-
60 Reserve for Bond Projects - 15 Issue	-	-	-	-	-	-	-	-
61 Reserve for Bond Projects - 17 Issue	(4,037,713)	40	(4,520)	(4,520)	(4,520)	(4,520)	(4,520)	(4,520)
62 Reserve for Bond Projects - 18 Issue	(120,462)	(40)	(538,761)	(538,761)	(538,761)	(538,761)	(538,761)	(538,761)
63 Reserve for Bond Projects - 21 Issue	-	-	-	-	-	-	-	-
64 Reserve for Capital	14,367,266	10,482,208	14,367,266	15,411,050.00	18,118,667	22,118,500	29,907,500	29,907,500
65 Reserve (Deficit) Surplus	(6,853,463)	(2,803,973)	27,983	(7,329,953)	(13,884,728)	(24,468,334)	(42,963,082)	(69,164,243)
66								
67 Total Reserves	\$ 25,589,280	\$ 8,640,769	\$ 14,824,710	\$ 8,543,588	\$ 4,720,948	\$ (1,837,342)	\$ (12,516,597)	\$ (38,690,208)

Water Fund Project Table Fund 31

Proj #	Acct No	Project Number	Project Name	FYE 2019 Budget	FYE 2019 Estimate	FYE 2020	FYE 2021	FYE 2022	FYE 2023	FYE 2024	BEYOND 5 YEARS
EXPENDITURES											
WATER DISTRIBUTION SYSTEM											
31	031-	500249	North Base Lighting Project (match)	2,400	2,400	0	0	0	0	0	0
32	031-	WA0377	Asset Management Plan	0	0	230,000	0	0	0	0	0
33	031-	WA	Corporate Addition Utilities	0	0	0	151,200	0	0	0	0
34	031-0360-462	WA	Water Line Improvement: OKC Second Feed	0	0	0	0	0	1,916,000	7,050,000	5,134,000
35	031-0360-462	WA	Water Line Improvements-Segment B (24th NE: Robinson to Tecumseh)	0	0	0	527,000	2,789,000	0	0	0
36	031-0360-462	WA	Water Line Improvements-Segment G (Indian Hts: RR to 12th NE)	0	0	0	0	0	1,040,000	0	0
37	031-	WA	Water Line Improvements-Segment H (12th NE: N of Rock Creek)	0	0	0	0	0	0	0	231,000
38	031-	WA	Waterline Maintenance Plan: 40 Year Duration	0	0	0	0	2,915,000	2,915,000	2,915,000	109,269,000
39	031-	WA0378	Water Line Replacement: Alameda: 24th NE to Carter	0	0	0	0	0	0	670,000	2,630,000
40	031-0360-462	WA0326	Water Line Replacement: Classen/Flood, Highway 9 to Indian Hls	0	0	931,000	0	0	1,465,000	1,531,000	3,082,000
41	031-	WA	Water Line Replacement: Flood-Robinson to Venture	479,670	479,670	2,990,130	0	0	0	0	0
42	031-0321-462	WA	Water Line Replacement: Franklin Road, RR to 24th NW to Indian Hls	0	0	0	0	0	0	0	1,980,000
43	031-	WA	Water Line Replacement: Hill Park Phase 2	0	0	0	442,000	0	0	0	0
44	031-	WA0021	Water Meter GPS	250,000	250,000	0	0	0	0	0	2,940,000
		WA0173	Water Meters Installation	237,629	237,629	50,000	0	0	0	0	0
		WA0195	Water Line Replacement: Robinson Under I-35	3,165,670	3,165,670	0	0	0	0	0	0
		WA0195	I-35 Waterline Relocation	6,037	6,037	0	0	0	0	0	0
		WA0201	Backflow Prevention Program	66,535	66,535	0	0	0	0	0	0
		WA0202	Water Line Replacement: Gray/Main Street	767,290	767,290	0	0	0	0	0	0
		WA0213	Water Line Replacement: Crossroads Blvd Area	123,467	81,774	0	0	0	0	0	0
		WA0223	Water Line Replacement: Main Library	100,618	43,615	0	0	0	0	0	0
		WA0224	Water Line Replacement: Gray & Tonhaws	548,305	548,305	0	0	0	0	0	0
		WA0230	Water Line Replacement: Segment D 24" Phase 4	4,642,096	4,642,096	0	0	0	0	0	0
		WA0240	Water Line Replacement: 24th NE: Robinson to Alameda	1,343,000	1,343,000	0	0	0	0	0	0
45	031-	WA	Water Line Replacement: 24th NE: Beaumont to Lindsey	0	0	0	0	500,000	0	0	0
46	031-0321-462	WA0241	Water Meter: Large Water Meter Testing	126,266	126,266	100,000	0	0	0	0	0
47	031-0363-462	WA0242	Water Line Replacement: Robinson-24th NW to WTP	3,973,000	3,973,000	2,689,000	2,690,000	1,469,000	3,605,000	0	0
48	031-	WA0339	Water Line Replacement: Sooner Fashion Mall	0	0	605,000	0	0	0	0	0
		WA0245	Water Line Replacement: Interstate Dike	1,105,659	1,105,659	0	0	0	0	0	0
		WA0246	Water Line Replacement: Parsons Addition	663,000	663,000	0	0	0	0	0	0
49	031-	WA	Water Line Replacement: Flood Avenue	0	0	0	500,000	1,301,000	0	0	0
Subtotal Water Distribution System Projects				17,501,981	17,763,258	7,634,130	4,670,200	6,674,000	11,182,000	12,366,000	126,226,000
WATER TOWERS											
50	031-	WA	Water Tower - SE Norman	0	0	0	0	0	60,000	3,000,000	0
51	031-	WA	Water Tower - High Pressure Plane	0	0	0	0	0	0	0	575,000
52	031-0354-462	WA0039	Water Tower - Boyd Tower	0	0	0	614,000	0	773,000	0	0
53	031-0354-462	WA040	Water Tower - Robinson Tower	0	0	0	0	752,000	0	0	0
54	031-0354-462	WA0182	Water Tower - Lindsey Tower	0	0	350,000	0	0	0	0	0
55	031-0354-462	WA0185	Water Tower - Cascade Tower	0	0	100,000	0	0	0	500,000	0
		WA0274	Water Tower - WTP Backwash Tower	260,000	260,000	0	0	0	0	0	0
		WA0294	Water Tower - Hill Park Tower	100,000	100,000	0	0	0	0	0	0
Subtotal Water Tower Projects				380,000	380,000	450,000	614,000	752,000	823,000	3,600,000	675,000
WATER WELL IMPROVEMENTS											
031-0345-462	WA0212	Water Well: 2015 Water Wells & Lines (paygo)		708,561	708,561	0	0	0	0	0	0
031-0345-462	WA0235	Water Well: 2015 Well Field Development (paygo)		1,032,942	1,032,942	0	0	0	0	0	0
031-0321-463	WA0243	Water Well: Horizontal Well		296,351	296,351	0	0	0	0	0	0
Subtotal Water Well and Distribution System Projects				2,038,554	2,038,554	0	0	0	0	0	0

Water Fund Project Table Fund 31

Pg #	Acct No	Project Number	Project Name	FYE 2019 Budget	FYE 2019 Estimate	FYE 2020	FYE 2021	FYE 2022	FYE 2023	FYE 2024	BEYOND 5 YEARS
EXPENDITURES											
WATER TREATMENT PLANT											
56	031-	WA	Lake Thunderbird Augmentation	0	0	0	0	0	0	0	99,725,000
57	031-	WA0329	New Building for Line Maintenance (match)	116,000	116,000	1,605,000	0	0	0	0	0
58	031-	WA	Reachate Arsenic Wells & 3 MGD GWTP	0	0	0	0	0	0	3,670,000	15,340,000
59	031-	WA	Update Water Supply Plan	0	0	0	0	0	500,000	0	0
60	031-	WA	SE Oklahoma Water Supply	0	0	0	0	0	0	0	213,600,000
61	031-	WA	WTP: 12 MGD Groundwater Treatment Plant	0	0	0	0	0	0	8,702,000	63,058,000
		031-6039-462	WA0330 WTP Laboratory Remodel	125,000	125,000	0	0	0	0	0	0
62	031-	WA	WTP Land Purchase	0	0	0	1,600,000	0	0	0	0
63	031-	WA	WTP Raw Water Line Phase 2	0	0	0	0	0	0	0	25,941,000
64	031-	WA	WTP Sludge Disposal Study	0	0	0	100,000	0	0	0	2,000,000
65	031-6039-468	WA0214	WTP Well Field Blending	964,000	964,000	0	0	0	1,430,500	1,430,500	0
66	031-	WA	Blending Chromium to ZOPPB at WTP	0	0	0	0	0	0	0	4,418,000
67	031-	WA	WTP: Raw Water Reservoir	0	0	0	0	0	0	0	24,765,000
		031-6039-462	WA0247 Water Metering/Blending Audit	25,000	25,000	0	0	0	0	0	0
		031-6039-462	WA0248 WTP Filter Expansion	53,000	53,000	0	0	0	0	0	0
		WA0249	WTP SCADA Improvements	49,146	49,146	0	0	0	0	0	0
		031-6039-462	WA0291 WTP: Phase 2 Improvements (Paygo portion to be reimbursed SRF loan)	672,232	572,232	0	0	0	0	0	0
			Subtotal WTP Other Projects	1,903,378	1,905,378	1,565,000	1,700,000	0	1,830,500	13,802,500	448,777,000
URBAN SERVICE AREA WATER LINES											
FYE 2018 Lines											
031-6343-462	WA0323	Columbia Cr: Blvd Dr to Dead end cul de sac	0	9,177	0	0	0	0	0	0	0
031-6343-462	WA0323	Tinsdell Rd: cul-de-sac*	-134	134	0	0	0	0	0	0	0
FYE 2019 Lines											
031-6343-462	WA0331	Rhoades Dr: Edward Dr to Ramsey Ct	37,000	37,000	0	0	0	0	0	0	0
031-6343-462	WA0332	Stinson St: Jenkins Ave to George Ave	78,000	78,000	0	0	0	0	0	0	0
031-6343-462	WA0333	Wetalle Dr: Tecumseh Rd to end of cul-de-sac	45,000	45,000	0	0	0	0	0	0	0
FYE 2020 Lines											
031-6343-462	WA0340	Hunting Horse Tr: Wyandotte Wy - 1010 Hunting Horse Tr	0	0	31,000	0	0	0	0	0	0
031-6343-462	WA0341	Klows Way: Hunting Horse Tr to dead end cul de sac	0	0	29,000	0	0	0	0	0	0
031-6343-462	WA0342	W. Brooks St: Berry Rd to Wylie Rd	0	0	103,000	0	0	0	0	0	0
031-6343-462	WA0343	E Eufaula: Porter to Ponca	0	0	27,000	0	0	0	0	0	0
031-6343-462	WA0344	Comanche: Porter to Ponca	0	0	35,000	0	0	0	0	0	0
031-6343-462	WA0345	Robbison St (Golfin Park)	0	0	18,000	0	0	0	0	0	0
FYE 2021 Lines											
031-6343-462	WA	Beasmont Dr: 24th SE to Grandywine Ln	0	0	0	62,000	0	0	0	0	0
031-6343-462	WA	Venture Dr: N Flood Ave to NW 28th	0	0	0	118,000	0	0	0	0	0
031-6343-462	WA	28th Ave NW: OK National Guard to dead end of 28th Ave	0	0	0	65,000	0	0	0	0	0
031-6343-462	WA	1367 12th Ave NE: 12th Ave to 12th Ave	0	0	0	39,000	0	0	0	0	0
FYE 2022 Lines											
031-6343-462	WA	Crest Place: Vanessa Dr to dead end of Crest Place	0	0	0	0	104,000	0	0	0	0
031-6343-462	WA	Blessing Ct: Crest Pl to dead end cul-de-sac	0	0	0	0	18,000	0	0	0	0
031-6343-462	WA	Jackson Dr: Crestland Dr to Crest Place	0	0	0	0	55,000	0	0	0	0
031-6343-462	WA	Moran Dr: Crestland Dr to 207 W of Crest Place	0	0	0	0	68,000	0	0	0	0
031-6343-462	WA	Crest Ct: Moran Dr to dead end of cul de sac of Crest Ct	0	0	0	0	21,000	0	0	0	0
031-6343-462	WA	Berb Ct: Moran Dr to Crestland Dr	0	0	0	0	31,000	0	0	0	0
FYE 2023 Lines											
031-6343-462	WA	Rising Hill Dr: Madra St to Lyrio St	0	0	0	0	0	108,000	0	0	0
031-6343-462	WA	Siema St: Rising Hill Dr to Lyrio St	0	0	0	0	0	48,000	0	0	0
031-6343-462	WA	Lyrio St: Harbor Dr to dead end	0	0	0	0	0	35,000	0	0	0
031-6343-462	WA	Rose Ct: Rising Hill Dr to dead end cul de sac	0	0	0	0	0	12,000	0	0	0
031-6343-462	WA	401 12th Ave SE to Third Village Dr	0	0	0	0	0	110,000	0	0	0
FYE 2024 Lines											
031-6343-462	WA	W. Johnson St: Jones Ave to railroad tracks	0	0	0	0	0	0	0	42,000	0
031-6343-462	WA	W Symmes St: Flood Ave to Pickard Ave	0	0	0	0	0	0	0	25,000	0
031-6343-462	WA	Pickard Ave: Symmes St to Eufaula St	0	0	0	0	0	0	0	20,000	0
031-6343-462	WA	Americana Ct: Peters Ave to end of cul-de-sac	0	0	0	0	0	0	0	25,000	0
031-6343-462	WA	Rich St: Peters Ave to Crewford Ave	0	0	0	0	0	0	0	27,000	0
			Subtotal Urban Service Area Water Line Projects	162,043	168,311	242,000	304,000	293,000	314,000	139,000	0

Water Fund Project Table Fund 31

Proj #	Acct No	Project Number	Project Name	FYE 2018 Budget	FYE 2019 Estimate	FYE 2020	FYE 2021	FYE 2022	FYE 2023	FYE 2024	BEYOND 5 YEARS
EXPENDITURES											
60 HOT SOILS WATER LINE REPAIR PROGRAM											
FYE 2018 Lines											
031-0344-402	WA0326		Queenstorn: Rock Creek Rd to Pinewood Dr	50,000	50,000	0	0	0	0	0	0
031-0344-402	WA0327		Whetston Dr: 24th Ave NE to End of out de sac	28,282	28,282	0	0	0	0	0	0
FYE 2019 Lines											
031-0344-402	WA0334		Drewbridge Ln: Castlerock Rd to Stonehurst to Castlerock Rd	32,000	32,000	0	0	0	0	0	0
031-0344-402	WA0335		Burgundy Ct: Peppertree Pl to cul-de-sac	18,000	18,000	0	0	0	0	0	0
031-0344-402	WA0336		Woodsboro Dr: Crossroads Blvd to Pheasant Run Rd	50,000	50,000	0	0	0	0	0	0
FYE 2020 Lines											
031-0344-402	WA0346		Coral Dr: 30th Ave NW to Astor Dr	0	0	50,000	0	0	0	0	0
031-0344-402	WA0347		Buckingham Dr: Brownwood Ln to Bridgeport Rd	0	0	50,000	0	0	0	0	0
FYE 2021 Lines											
031-0344-402	WA		Madra St: South Lake Blvd to Shadow St	0	0	0	38,000	0	0	0	0
031-0344-402	WA		Shadow St: Madra St to Rising Hill Dr	0	0	0	42,400	0	0	0	0
031-0344-402	WA		Rising Hill Dr: Madra St to Shadow St	0	0	0	19,000	0	0	0	0
FYE 2022 Lines											
031-0344-402	WA		Wind Hill Rd: High Meadows Dr to Fairtown Dr	0	0	0	0	28,200	0	0	0
031-0344-402	WA		Biar Meadow Rd: High Meadows Dr to Fairtown Dr	0	0	0	0	21,210	0	0	0
031-0344-402	WA		High Trail Rd: High Meadows Dr to Fairtown Dr	0	0	0	0	18,190	0	0	0
031-0344-402	WA		Fairtown Dr: High Trail Rd to Wind Hill Rd	0	0	0	0	32,320	0	0	0
FYE 2023 Lines											
031-0344-402	WA		1149 E Brooks St: Hal Ray Dr to E Brooks St	0	0	0	0	0	100,000	0	0
FYE 2024 Lines											
	WA		Kingston Rd: NE 12th Ave to 1304 Kingston Dr	0	0	0	0	0	0	46,000	0
	WA		Park Dr: W Main St to E Main St	0	0	0	0	0	0	54,000	0
Subtotal Hot Soils Water Line Repair Program				178,282	178,282	100,000	100,000	100,000	100,000	100,000	0
SUBTOTAL PAYGO WATER PROJECTS				22,533,208	22,434,783	10,192,130	7,263,200	10,119,000	14,329,500	29,907,500	574,578,000
WATER BOND PROJECTS Series 2006											
031-0345-402	WB0212		2016 Water Wells and Supply Lines (2 MOO)	10,716,500	10,716,500	0	0	0	0	0	0
031-0928-402	WB0202		WTP: Phase 2 Improvements	18,498,315	18,498,315	0	0	0	0	0	0
Subtotal Bond Expenses for 2006 Water Bond Projects				30,214,815	30,214,815	0	0	0	0	0	0
TOTAL ALL WATER FUND 31 PROJECTS				\$52,748,023	\$52,649,598	\$10,192,130	\$7,263,200	\$10,119,000	\$14,329,500	\$29,907,500	\$574,578,000

* closed
- means unused funds to be returned to fund balance at end of fiscal year.

CITY OF NORMAN

PROJECT TITLE:	Asset Management Plan	PROJECT TYPE:	Water System	Maint.
PROJ. CATEGORY:	Water System	PROJECT NUMBER:	WA0337	
DEPARTMENT:	Utilities	ACCOUNT NUMBER:	031-9942-462	
MANAGER:	Mark Daniels	BEGIN & END DATES:	7/1/19	to 6/30/22
WARD(s):		LIFE EXPECTANCY:	40 years	

DETAILED PROJECT DESCRIPTION:

Perform Risk Based Assessment of water distribution system assets to better prioritize distribution system maintenance and replacement. Management of these assets is necessary to maximize the benefit of waterline replacements. Current assessments based on age, pipe material, diameter and frequency of repair will be supplemented by this GIS based system allowing better communication of needs to the NUA/rate payers and aids in knowledge transfer from current employees to future employees. Factors which may be considered are consequence of failure (loss of service, difficulty of repair, damage to property, public image, and regulatory impact) as well as asset condition (age, material, performance, repair history, soil conditions, water quality, and annual maintenance cost). Infomaster computer program (estimated at \$30K) combined with InfoWorks water and sewer models will allow better prioritization of future capital needs.

EXPENDITURE SCHEDULE through CITY Accounts by FY

Account Number	Cost Element	TOTAL ALL FISCAL YRS	Actual Prior Years	Budget FYE 2019	FYE 2020	FYE 2021	FYE 2022	FYE 2023	FYE 2024	Beyond 5 Years
6201	Design	200,000			200,000					
6001	ROW	0								
6701	Utilities	0								
6101	Const	30,000			30,000					
6301	Matls	0								
		0								
	Total	230,000	0	0	230,000	0	0	0	0	0

OPERATING IMPACT:

moderate Water Fnd ongoing water maintenance, utilities and computer services

STATUS & COMMENTS:

TOTAL PROJECT BUDGET BY FUND SOURCE AND PURPOSE:

THIS PROJECT NEEDS ASSISTANCE FROM:

Purpose	Fnd 31			Total
Design	200,000			200,000
ROW	0			0
Utilities	0			0
Const.	30,000			30,000
Materials	0			0
Total	230,000	0	0	230,000

Bldg Maint	
IT	
Pub Wks	
Utilities	
Parks	
Other	

Reimbursable Account? no

Last Update 2/13/19

ANNUAL BUDGET

CITY OF NORMAN

PROJECT TITLE:	Corporate Addition Utilities	PROJECT TYPE:	Water System	Improv.
PROJ. CATEGORY:	Water and Wastewater Systems	PROJECT NUMBER:	WA/WW	
DEPARTMENT:	Utilities	ACCOUNT NUMBER:	031/321	
MANAGER:	Mark Daniels	BEGIN & END DATES:	7/1/18	to 6/30/20
WARD(s):		LIFE EXPECTANCY:	40 years	

DETAILED PROJECT DESCRIPTION:

Project will design and construct water distribution and sewage collection facilities to serve Corporate Addition (as preliminary platted) as well as a small additional area east of the round-about. Water improvements consist of about 1,350 feet of 12-inch waterline which connects the existing waterlines along John Saxon Blvd. and the waterlines in Norman Business Park (this loop is required). The sewer improvements consist of about 1200 feet of very deep 8-inch sewer lines constructed going south to the southern boundary of Corporate Addition and then east about 800 feet to the ean of the gravity service area. Development further east must be served by a lift station.

EXPENDITURE SCHEDULE through CITY Accounts by FY

Account Number	Cost Element	TOTAL ALL FISCAL YRS	Actual Prior Years	Budget FYE 2019	FYE 2020	FYE 2021	FYE 2022	FYE 2023	FYE 2024	Beyond 5 Years
322-xxxx-432-62-01	Design	22,400				22,400				
322-xxxx-432-61-01	Const	149,000				149,000				
		0								
031-xxxx-462-61-01	Design	19,800				19,800				
031-xxxx-462-61-01	Const	131,400				131,400				
		0								
	322 Total	171,400	0	0	0	171,400	0	0	0	0
	031 Total	151,200	0	0	0	151,200	0	0	0	0
	Total	322,600	0	0	0	322,600	0	0	0	0

OPERATING IMPACT: slight Water Fnd ongoing water maintenance

STATUS & COMMENTS:

Water fund (031) to contribute \$151,200; sewer excise tax fund (322) to contribute \$171,400.

TOTAL PROJECT BUDGET BY FUND SOURCE AND PURPOSE:

Purpose	Fnd 31	Fnd 322		Total
Design	19,800	22,400		42,200
ROW	0	0		0
Utilities	0	0		0
Const.	131,400	149,000		280,400
Materials	0	0		0
Total	151,200	171,400	0	322,600
Reimbursable Account?	no	no		

THIS PROJECT NEEDS ASSISTANCE FROM:

Bldg Maint	
IT	
Pub Wks	
Utilities	
Parks	
Other	

Last Update 2/8/19

CITY OF NORMAN

PROJECT TITLE:	Waterline Improvement: OKC Second Feed	PROJECT TYPE:	Water System	Improv.
PROJ. CATEGORY:	Water System	PROJECT NUMBER:	WA	
DEPARTMENT:	Utilities	ACCOUNT NUMBER:	031-9521-462	
MANAGER:	Mark Daniels	BEGIN & END DATES:	7/1/22	to 6/30/27
WARD(s):	4	LIFE EXPECTANCY:	50 Years	

DETAILED PROJECT DESCRIPTION:

This project will install approximately 6 miles of 24-inch treated waterline from OKC to allow purchase of an additional 6 MGD of treated water from OKC. Connection point would likely be in NE Norman, possibly 12th NE or 24th NE and could act a potential blending point for non-potable groundwater and treated water. Costs taken from Table 3.7 of 2060 Strategic Water Supply Plan. 31,680 LF 24-inch at \$335 per LF plus \$563K for flow metering vault (2012 costs).
 This project could be considered as an alternative to the proposed groundwater treatment plant.

EXPENDITURE SCHEDULE through CITY Accounts by FY

Account Number	Cost Element	TOTAL ALL FISCAL YRS	Actual Prior Years	Budget FYE 2019	FYE 2020	FYE 2021	FYE 2022	FYE 2023	FYE 2024	Beyond 5 Years
031-9521-462.62-01	Design	2,054,000						1,027,000	1,027,000	0
031-9521-462.60-01	ROW	1,778,000						889,000	889,000	0
031-9521-462.67-01	Utilities	0								0
031-9521-462.61-01	Const	10,268,000							5,134,000	5,134,000
031-9521-462.63-01	Matls	0								
		0								
	Total	14,100,000	0	0	0	0	0	1,916,000	7,050,000	5,134,000

OPERATING IMPACT: negligible Water Fnd

STATUS & COMMENTS:

Estimated start of design/ROW acquisition is FYE22. Project start moved back to FYE23.

TOTAL PROJECT BUDGET BY FUND SOURCE AND PURPOSE:

THIS PROJECT NEEDS ASSISTANCE FROM:

Purpose	Fnd 31	Total
Design	2,054,000	2,054,000
ROW	1,778,000	1,778,000
Utilities	0	0
Const.	10,268,000	10,268,000
Materials	0	0
Total	14,100,000	14,100,000

Bldg Maint	
IT	
Pub Wks	
Utilities	
Parks	
Other	

Reimbursable Account? no

Last Update 2/11/19

ANNUAL BUDGET

CITY OF NORMAN

PROJECT TITLE:	Water Dist. System Improvements - Segment B	PROJECT TYPE:	Water System	Improv.
PROJ. CATEGORY:	Water Distribution System	PROJECT NUMBER:	WA	
DEPARTMENT:	Utilities	ACCOUNT NUMBER:	031-9360-462	
MANAGER:	Mark Daniels	BEGIN & END DATES:	7/1/18	to 6/30/21
WARD(s):	6	LIFE EXPECTANCY:	50 Years	

DETAILED PROJECT DESCRIPTION:

As part of the development of the Water System Computer Model, the consultant identified and prioritized projects to enhance the water distribution systems ability to transfer water across the City of Norman. Identified improvements were prioritized based on their impact on the system's ability to convey water to users during peak and emergency demand periods.

Segment B includes 10,600 LF 24-inch along 24th Avenue NE between Robinson and Tecumseh, and was identified as a Priority 2 line segment.

EXPENDITURE SCHEDULE through CITY Accounts by FY

Account Number	Cost Element	TOTAL ALL FISCAL YRS	Actual Prior Years	Budget FYE 2019	FYE 2020	FYE 2021	FYE 2022	FYE 2023	FYE 2024	Beyond 5 Years
6201	Design	421,000				421,000				
6001	ROW	106,000				106,000				
6701	Utilities	0								
6101	Const	2,789,000					2,789,000			
6301	Matls	0								
		0								
	Total	3,316,000	0	0	0	527,000	2,789,000	0	0	0

OPERATING IMPACT:

positive	Water Fnd	Will improve water distribution system capabilities
----------	-----------	---

STATUS & COMMENTS:

Cost inflated from 2003 report at 2.5% per year to proposed construction start in 2020

TOTAL PROJECT BUDGET BY FUND SOURCE AND PURPOSE:

THIS PROJECT NEEDS ASSISTANCE FROM:

Purpose	Fnd 31		Total
Design	421,000		421,000
ROW	106,000		106,000
Utilities	0		0
Const.	2,789,000		2,789,000
Materials	0		0
Total	3,316,000	0	3,316,000

Bldg Maint	
IT	
Pub Wks	
Utilities	
Parks	
Other	

Reimbursable Account? no

Last Update 2/8/19

ANNUAL BUDGET

CITY OF NORMAN

PROJECT TITLE:	Water Dist. System Improvements - Segment G	PROJECT TYPE:	Water System	Improv.
PROJ. CATEGORY:	Water Distribution System	PROJECT NUMBER:	WA	
DEPARTMENT:	Utilities	ACCOUNT NUMBER:	031-9360-462	
MANAGER:	Mark Daniels	BEGIN & END DATES:	7/1/17	to 6/30/23
WARD(s):	8	LIFE EXPECTANCY:	50 Years	

DETAILED PROJECT DESCRIPTION:

As part of the development of the Water System Computer Model, the consultant identified and prioritized projects to enhance the water distribution system's ability to transfer water across the City of Norman. Identified improvements were prioritized based on their impact on the system's ability to convey water to users during peak and emergency demand periods.

Segment G includes 7,300 LF 12-inch waterline along Indian Hills Road and was identified as a Priority 2 line segment. It connects the Blue Lake Estates area to the 12-inch waterline just east of US-77/Flood Avenue.

EXPENDITURE SCHEDULE through CITY Accounts by FY

Account Number	Cost Element	TOTAL ALL FISCAL YRS	Actual Prior Years	Budget FYE 2019	FYE 2020	FYE 2021	FYE 2022	FYE 2023	FYE 2024	Beyond 5 Years
6201	Design	126,000						126,000		
6001	ROW	72,000						72,000		
6701	Utilities	0								
6101	Const	842,000						842,000		
6301	Matls	0								
		0								
	Total	1,040,000	0	0	0	0	0	1,040,000	0	0

OPERATING IMPACT:

positive Water Fnd Will improve water distribution system capabilities

STATUS & COMMENTS:

Project moved back from FYE12 to FYE22.
Project moved to FYE23 due to lack of funding.

TOTAL PROJECT BUDGET BY FUND SOURCE AND PURPOSE:

Purpose	Fnd 31		Total
Design	126,000		126,000
ROW	72,000		72,000
Utilities	0		0
Const.	842,000		842,000
Materials	0		0
Total	1,040,000	0	1,040,000
Reimbursable Account?	no		

THIS PROJECT NEEDS ASSISTANCE FROM:

Bldg Maint	
IT	
Pub Wks	
Utilities	
Parks	
Other	

Last Update 2/13/19

CITY OF NORMAN

PROJECT TITLE:	Waterline Segment H	PROJECT TYPE:	Water System		Improv.
PROJ. CATEGORY:	Water Distribution System	PROJECT NUMBER:	WA		
DEPARTMENT:	Utilities	ACCOUNT NUMBER:	031-9360-462		
MANAGER:	Mark Daniels	BEGIN & END DATES:	7/1/23	to	6/30/24
WARD(s):	8 6	LIFE EXPECTANCY:	50 Years		

DETAILED PROJECT DESCRIPTION:

As part of the development of the Water System Computer Model, the consultant identified and prioritized projects to enhance the water distribution system's ability to transfer water across the City of Norman. Identified improvements were prioritized based on their impact on the system's ability to convey water to users during peak and emergency demand periods.

Segment H includes 3,000 LF 12-inch waterline along 12th Avenue NW between Rock Creek and Tecumseh, and was identified as a Priority 2 line segment.

EXPENDITURE SCHEDULE through CITY Accounts by FY

Account Number	Cost Element	TOTAL ALL FISCAL YRS	Actual Prior Years	Budget FYE 2019	FYE 2020	FYE 2021	FYE 2022	FYE 2023	FYE 2024	Beyond 5 Years
6201	Design	27,000								27,000
6001	ROW	26,000								26,000
6701	Utilities	0								
6101	Const	178,000								178,000
6301	Matls	0								
		0								
	Total	231,000	0	0	0	0	0	0	0	231,000

OPERATING IMPACT:

positive	Water Fnd	Will improve water distribution system capabilities
----------	-----------	---

STATUS & COMMENTS:

This waterline is adjacent to new residential development projects and has been re-prioritized to allow development to complete the work.

TOTAL PROJECT BUDGET BY FUND SOURCE AND PURPOSE:

THIS PROJECT NEEDS ASSISTANCE FROM:

Purpose	Fnd 31		Total
Design	27,000		27,000
ROW	26,000		26,000
Utilities	0		0
Const.	178,000		178,000
Materials	0		0
Total	231,000	0	231,000

Bldg Maint	
IT	
Pub Wks	
Utilities	
Parks	
Other	

Reimbursable Account? no

Last Update 2/8/19

CITY OF NORMAN

PROJECT TITLE:	Waterline Maintenance Plan (40-Year)	PROJECT TYPE:	Water System		Improv.
PROJ. CATEGORY:	Water Line Maintenance Misc Projects	PROJECT NUMBER:	WA		
DEPARTMENT:	Utilities	ACCOUNT NUMBER:	031-9521-462		
MANAGER:	Mark Daniels	BEGIN & END DATES:	7/1/21	to	6/30/61
WARD(s):	all	LIFE EXPECTANCY:	50 Years		

DETAILED PROJECT DESCRIPTION:

The project assumes increasing water rates or creation of a Water Maintenance Fund similar to the Sewer Maintenance Fund. GIS records were researched to determine the approximate footage of older waterlines 12 inches in diameter and smaller that are constructed of ductile iron pipe, cast iron pipe, asbestos cement pipe, galvanized pipe or pipes with unknown material makeup. Generally, these pipes comprise about 60% of the total system and have outlived their design life due to age, material type, deterioration, or pipe diameter being less than current minimum of 6 inches. Existing users are expected to pay for these maintenance related issues or to upsize pipe diameter or material to meet current standards. Generally, new pipe will be PVC or HDPE.
 SUBJECT TO NEW FUNDING AVAILABILITY

EXPENDITURE SCHEDULE through CITY Accounts by FY

Account Number	Cost Element	TOTAL ALL FISCAL YRS	Actual Prior Years	Budget FYE 2019	FYE 2020	FYE 2021	FYE 2022	FYE 2023	FYE 2024	Beyond 5 Years
031-9521-462.62-01	Design	15,590,000					380,000	380,000	380,000	14,450,000
031-9521-462.60-01	ROW	0					0	0	0	0
031-9521-462.61-01	Const	102,424,000					2,535,000	2,535,000	2,535,000	94,819,000
031-9521-462.67-01	Utilities	0								
031-9521-462.63-01	Matls	0								
		0								
	Total	118,014,000	0	0	0	0	2,915,000	2,915,000	2,915,000	109,269,000

OPERATING IMPACT:

high	Water Fnd
------	-----------

STATUS & COMMENTS:

Estimated start of Water Maintenance Program is FYE21. It is assumed that no right-of-way will be required. Costs are 2016 dollars; inflation is not considered in cost estimate. Project moved back AGAIN to FYE22 as no funding is available. 20-year replacement program would require \$5.83M per year.

TOTAL PROJECT BUDGET BY FUND SOURCE AND PURPOSE:

Purpose	Fnd 31			Total
Design	15,590,000			15,590,000
ROW	0			0
Utilities	102,424,000			102,424,000
Const.	0			0
Materials	0			0
Total	118,014,000	0	0	118,014,000
Reimbursable Account?	no			

THIS PROJECT NEEDS ASSISTANCE FROM:

Bldg Maint	
IT	
Pub Wks	
Utilities	
Parks	
Other	

Last Update 2/8/19

CITY OF NORMAN

PROJECT TITLE:	Alameda Waterline: 24th NE to Carter	PROJECT TYPE:	Water System
PROJ. CATEGORY:	Water Line Maintenance Misc Projects	PROJECT NUMBER:	Improv.
DEPARTMENT:	Utilities	ACCOUNT NUMBER:	WA
MANAGER:	Mark Daniels	BEGIN & END DATES:	031-9521-462
WARD(s):	4	LIFE EXPECTANCY:	7/1/23 to 6/30/26
			50 Years

DETAILED PROJECT DESCRIPTION:

Water Distribution Projects: The proposed water distribution system improvements are broken out by location and assume that funding will be pro-rated between development related and maintenance related needs. Line replacements are generally required due to age, material type and the current state of deterioration. Existing users are expected to pay for maintenance related costs while increasing the size of a waterline is a development related cost to be paid by connection fees or impact fees. Costs are pro-rated by comparing the internal area of the existing pipe to the area of the enlarged pipe.

Alameda: Project will replace 9,300 LF 24" concrete waterline with 24" PVC from 24th NE east to Carter. Estimated cost of \$3.5M is pro-rated 100% to existing customers (\$3.5M) and 0% to new development (\$0.0M).

EXPENDITURE SCHEDULE through CITY Accounts by FY

Account Number	Cost Element	TOTAL ALL FISCAL YRS	Actual Prior Years	Budget FYE 2019	FYE 2020	FYE 2021	FYE 2022	FYE 2023	FYE 2024	Beyond 5 Years
031-9521-462.62-01	Design	400,000							400,000	0
031-9521-462.60-01	ROW	470,000							470,000	0
031-9521-462.67-01	Utilities	0								0
031-9521-462.61-01	Const	2,630,000								2,630,000
031-9521-462.63-01	Mats	0								0
		0								
	Total	3,500,000	0	0	0	0	0	0	870,000	2,630,000

OPERATING IMPACT:

negligible Water Fnd

STATUS & COMMENTS:

Estimated start of design and ROW acquisition is 2022. Project moved back to FYE24

TOTAL PROJECT BUDGET BY FUND SOURCE AND PURPOSE:

THIS PROJECT NEEDS ASSISTANCE FROM:

Purpose	Fnd 31		Total
Design	400,000		400,000
ROW	470,000		470,000
Utilities	0		0
Const.	2,630,000		2,630,000
Materials	0		0
Total	3,500,000	0	3,500,000

Bldg Maint	
IT	
Pub Wks	
Utilities	
Parks	
Other	

Reimbursable Account? no

Last Update 2/8/19

ANNUAL BUDGET

CITY OF NORMAN

PROJECT TITLE:	WL Replacement: Classen/Flood: Hwy 9 to Indian Hills	PROJECT TYPE:	Water System	Improv.
PROJ. CATEGORY:	Water Line Maintenance Misc Projects	PROJECT NUMBER:	WA0338	
DEPARTMENT:	Utilities	ACCOUNT NUMBER:	031-9683-462	
MANAGER:	Mark Daniels	BEGIN & END DATES:	7/1/19	to 6/30/25
WARD(s):	4	LIFE EXPECTANCY:	50 Years	

DETAILED PROJECT DESCRIPTION:

Water Distribution Projects: The proposed water distribution system improvements are broken out by location and assume that funding will be pro-rated between development related and maintenance related needs. Line replacements are generally required due to age, material type and the current state of deterioration. Existing users are expected to pay for maintenance related costs while increasing the size of a waterline is a development related cost to be paid by connection fees or impact fees. Costs are pro-rated by comparing the internal area of the existing pipe to the area of the enlarged pipe.

Classen/James Garner/Flood from Highway 9 to Indian Hills Road: Project will replace 25,700 LF 16" concrete waterlines with 16" PVC waterlines along Classen from Highway 9 to Lindsey, then along the James Garner/BNSF RR to Robinson, then along Flood to Tecumseh Road. Project will also replace 12,200 LF 12" DIP waterlines with 12" PVC from Tecumseh to Well #20 just north of Indian Hills Road. Estimated cost of \$8.7 is pro-rated 100% to existing customers (\$8.3M) and 0% to new development as waterline size was found to be adequate through modeling with no need to upsize.

EXPENDITURE SCHEDULE through CITY Accounts by FY

Account Number	Cost Element	TOTAL ALL FISCAL YRS	Actual Prior Years	Budget FYE 2019	FYE 2020	FYE 2021	FYE 2022	FYE 2023	FYE 2024	Beyond 5 Years
6201	Design	790,000			109,000			681,000		0
6001	ROW	920,000			116,000			804,000		0
6701	Utilities	0								0
6101	Const	5,299,000			706,000				1,531,000	3,062,000
6301	Matls	0								0
		0								0
	Total	7,009,000	0	0	931,000	0	0	1,485,000	1,531,000	3,062,000

OPERATING IMPACT:

negligible	Water Fnd
------------	-----------

STATUS & COMMENTS:

Eliminated 1000 feet 16-inch along James Garner associated with Main Library construction to be completed under separate project in FYE18.
 12,600 feet 16-inch and 3,700 feet 12-inch deleted from this project and included in WL Replacement- Flood: Robinson to Venture in FYE19/20.
 Project on James Garner from Library to north of Robinson is moved to FYE20 to accommodate James Garner roadway extension.
 Project estimated start of design/ROW acquisition is FYE23 with construction over the following 3 years. Remainder of

TOTAL PROJECT BUDGET BY FUND SOURCE AND PURPOSE:

THIS PROJECT NEEDS ASSISTANCE FROM:

Purpose	Fnd 31		Total
Design	790,000		790,000
ROW	920,000		920,000
Utilities	0		0
Const.	5,299,000		5,299,000
Materials	0		0
Total	7,009,000	0	7,009,000
Reimbursable Account?	no		

Bldg Maint	
IT	
Pub Wks	
Utilities	
Parks	
Other	

Last Update 2/11/19

ANNUAL BUDGET

CITY OF NORMAN

PROJECT TITLE:	WL Replacement: Flood: Robinson to Venture	PROJECT TYPE:	Water System		Maint.
PROJ. CATEGORY:	Water Distribution System	PROJECT NUMBER:	WA0328		
DEPARTMENT:	Utilities	ACCOUNT NUMBER:	031-9360-462		
MANAGER:	Mark Daniels	BEGIN & END DATES:	7/1/18	to	6/30/21
WARD(s):	6 8	LIFE EXPECTANCY:	50 Years		

DETAILED PROJECT DESCRIPTION:

Project will replace ductile iron pipe (DIP) water lines along North Flood Avenue from Rock Creek Road across Tecumseh to Venture Drive. DIP is rupturing causing extensive damage to driveways, streets, and yards. The DIP is not compatible with the corrosive clay soils. Project will replace approximately 6,800 feet of 16-inch and 3,700 feet of 12-inch DIP with C900 PVC pipe.

EXPENDITURE SCHEDULE through CITY Accounts by FY

Account Number	Cost Element	TOTAL ALL FISCAL YRS	Actual Prior Years	Budget FYE 2019	FYE 2020	FYE 2021	FYE 2022	FYE 2023	FYE 2024	Beyond 5 Years
60.01	ROW	170,000		110,000	60,000					
61.01	Const	2,870,000		119,870	2,750,130					
62.01	Design	420,000		250,000	170,000					
63.01	Mats	0								
67.01	Utilities	0								
		0								
	Total	3,460,000	0	479,870	2,980,130	0	0	0	0	0

OPERATING IMPACT:

positive	Water Fnd
----------	-----------

STATUS & COMMENTS:

Project costs reduced from FYE18 estimates. Modeling has determined existing waterlines sizes are adequate and do not need to be upsized. Additionally, short segment along Rock Creek from Flood to 12th NW completed under separate project; costs reduced from \$3.7M to \$2.1M.
 For FYE20, add 5,800 feet 16-inch Waterline replacement from Robinson to Rock Creek to this project; additional cost estimated at \$1.3 M.
 Consider using old 16-inch waterline to convey non-potable well water to future groundwater WTP to NE.

TOTAL PROJECT BUDGET BY FUND SOURCE AND PURPOSE:

THIS PROJECT NEEDS ASSISTANCE FROM:

Purpose	Fnd 31			Total
Design	420,000			420,000
ROW				0
Utilities				0
Const.	2,870,000			2,870,000
Materials				0
Total	3,290,000	0	0	3,290,000
Reimbursable Account?	no			

Bldg Maint	
IT	
Pub Wks	
Utilities	
Parks	
Other	

Last Update 2/11/19

ANNUAL BUDGET

CITY OF NORMAN

PROJECT TITLE:	WL Replacement: Franklin: RR to 12th NW	PROJECT TYPE:	Water System	Improv.
PROJ. CATEGORY:	Water Line Maintenance Misc Projects	PROJECT NUMBER:	WA	
DEPARTMENT:	Utilities	ACCOUNT NUMBER:	031-9521-462	
MANAGER:	Mark Daniels	BEGIN & END DATES:	7/1/24	to 6/30/26
WARD(s):	4	LIFE EXPECTANCY:	50 Years	

DETAILED PROJECT DESCRIPTION:

Water Distribution Projects: The proposed water distribution system improvements are broken out by location and assume that funding will be pro-rated between development related and maintenance related needs. Line replacements are generally required due to age, material type and the current state of deterioration. Existing users are expected to pay for maintenance related costs while increasing the size of a waterline is a development related cost to be paid by connection fees or impact fees. Costs are pro-rated by comparing the internal area of the existing pipe to the area of the enlarged pipe.

Franklin Road from Railroad to 12th NW then north to Indian Hills: Replace 10,700 LF 8" DIP with 12" PVC. Estimated cost of \$1.9M is pro-rated 67% to existing customers (\$1.3M) and 33% to new development (\$0.6M).

EXPENDITURE SCHEDULE through CITY Accounts by FY

Account Number	Cost Element	TOTAL ALL FISCAL YRS	Actual Prior Years	Budget FYE 2019	FYE 2020	FYE 2021	FYE 2022	FYE 2023	FYE 2024	Beyond 5 Years
031-9521-462.62-01	Design	180,000								180,000
031-9521-462.60-01	ROW	550,000								550,000
031-9521-462.67-01	Utilities	0								0
031-9521-462.61-01	Const	1,230,000								1,230,000
031-9521-462.63-01	Matls	0								0
		0								
	Total	1,960,000	0	0	0	0	0	0	0	1,960,000

OPERATING IMPACT:

negligible Water Fnd

STATUS & COMMENTS:

Estimated start of design/ROW acquisition is FYE24 with construction the following year.
Project moved back to FYE25

TOTAL PROJECT BUDGET BY FUND SOURCE AND PURPOSE:

THIS PROJECT NEEDS ASSISTANCE FROM:

Purpose	Fnd 31		Total
Design	180,000		180,000
ROW	550,000		550,000
Utilities	0		0
Const.	1,230,000		1,230,000
Materials	0		0
Total	1,960,000	0	1,960,000

Bldg Maint	
IT	
Pub Wks	
Utilities	
Parks	
Other	

Reimbursable Account? no

Last Update 2/11/19

ANNUAL BUDGET

CITY OF NORMAN

PROJECT TITLE:	Water Line Replacement: Hall Park, Phase 2	PROJECT TYPE:	Water System		Maint.
PROJ. CATEGORY:	Water Distribution System	PROJECT NUMBER:	WA		
DEPARTMENT:	Utilities	ACCOUNT NUMBER:	031-		
MANAGER:	Mark Daniels	BEGIN & END DATES:	7/1/20	to	6/30/22
WARD(s):	5	LIFE EXPECTANCY:	50 Years		

DETAILED PROJECT DESCRIPTION:

Project will replace ductile iron pipe (DIP) water lines in the Double Tree area of the Hall Park subdivision along Oak Forest, Timbercrest, Five Oaks, Wood Hollow, Timberwood and Burning Tree. The DIP is not compatible with the corrosive clay soils and is rupturing causing extensive damage to driveways, streets, and yards. Project of this scope exceeds ability of Water Line Maintenance Division to perform on an annual basis. Approximately 4,700 feet of 4" and 6" DIP will be replaced with C900 PVC pipe.

EXPENDITURE SCHEDULE through CITY Accounts by FY

Account Number	Cost Element	TOTAL ALL FISCAL YRS	Actual Prior Years	Budget FYE 2019	FYE 2020	FYE 2021	FYE 2022	FYE 2023	FYE 2024	Beyond 5 Years
60.01	ROW	0								
61.01	Const	384,000				384,000				
62.01	Design	58,000				58,000				
63.01	Matls	0								
67.01	Utilities	0								
		0								
	Total	442,000	0	0	0	442,000	0	0	0	0

OPERATING IMPACT:

positive

Water Fnd

STATUS & COMMENTS:

FYE17 cost inflated 3% per year to FYE20.
Project moved back to FYE21 due to lack of funding.

TOTAL PROJECT BUDGET BY FUND SOURCE AND PURPOSE:

THIS PROJECT NEEDS ASSISTANCE FROM:

Purpose	Fnd 31			Total
Design	58,000			58,000
ROW				0
Utilities				0
Const.	384,000			384,000
Materials				0
Total	442,000	0	0	442,000

Bldg Maint	
IT	
Pub Wks	
Utilities	
Parks	
Other	

Reimbursable Account? no

Last Update 2/13/19

ANNUAL BUDGET

CITY OF NORMAN

PROJECT TITLE:	WL Replacement: W. Main: Berry to Interstate Drive	PROJECT TYPE:	Water System	Improv.
PROJ. CATEGORY:	Water Line Maintenance Misc Projects	PROJECT NUMBER:	WA	
DEPARTMENT:	Utilities	ACCOUNT NUMBER:	031-9521-462	
MANAGER:	Mark Daniels	BEGIN & END DATES:	7/1/24	to 6/30/26
WARD(s):	4	LIFE EXPECTANCY:	50 Years	

DETAILED PROJECT DESCRIPTION:

Water Distribution Projects: The proposed water distribution system improvements are broken out by location and assume that funding will be pro-rated between development related and maintenance related needs. Line replacements are generally required due to age, material type and the current state of deterioration. Existing users are expected to pay for maintenance related costs while increasing the size of a waterline is a development related cost to be paid by connection fees or impact fees. Costs are pro-rated by comparing the internal area of the existing pipe to the area of the enlarged pipe.

West Main Street from Berry Avenue to Interstate Drive: Replace 6,800 LF 12" DIP on south side of Main with 16" PVC, and replace 5,200 LF 8" DIP on north side of Main with 12" PVC. Estimated cost of \$2.9M is pro-rated 72% to existing customers (\$2.1M) and 28% to new development (\$0.8M).

EXPENDITURE SCHEDULE through CITY Accounts by FY

Account Number	Cost Element	TOTAL ALL FISCAL YRS	Actual Prior Years	Budget FYE 2019	FYE 2020	FYE 2021	FYE 2022	FYE 2023	FYE 2024	Beyond 5 Years
031-9521-462.62-01	Design	300,000								300,000
031-9521-462.60-01	ROW	620,000								620,000
031-9521-462.67-01	Utilities	0								0
031-9521-462.61-01	Const	2,020,000								2,020,000
031-9521-462.63-01	Matls	0								0
		0								
	Total	2,940,000	0	0	0	0	0	0	0	2,940,000

OPERATING IMPACT:

negligible Water Fnd

STATUS & COMMENTS:

Estimated start of design/ROW acquisition is FYE24 with construction the following year. Project moved back to FYE25
 Removed 1200 LF 16-inch between Flood and Berry as this was constructed as part of CO#1 to Berry Road WL Phase 3.

TOTAL PROJECT BUDGET BY FUND SOURCE AND PURPOSE:

THIS PROJECT NEEDS ASSISTANCE FROM:

Purpose	Fnd 31			Total
Design	300,000			300,000
ROW	620,000			620,000
Utilities	0			0
Const.	2,020,000			2,020,000
Materials	0			0
Total	2,940,000	0	0	2,940,000

Bldg Maint	
IT	
Pub Wks	
Utilities	
Parks	
Other	

Reimbursable Account? no

Last Update 2/11/19

ANNUAL BUDGET

CITY OF NORMAN

PROJECT TITLE:	Master Meters Installation	PROJECT TYPE:	Water System	Improv.
PROJ. CATEGORY:	Water Distribution Lines	PROJECT NUMBER:	WA0173	
DEPARTMENT:	Utilities	ACCOUNT NUMBER:	031-9360-462	
MANAGER:	Chris Mattingly	BEGIN & END DATES:	7/1/11	to 6/30/20
WARD(s):	All	LIFE EXPECTANCY:	20 Years	

DETAILED PROJECT DESCRIPTION:

Norman has several government owned facilities that are exempted from permitting processes required of other applicants. Over the years, agreements regarding waterline construction and metering devices installed on private property have been forgotten or ignored. In some cases, the city can no longer maintain the waterlines or the public health could be compromised. This project will install master meters, backflow prevention and valve vaults at the points where public waterlines enter private property. Internal lines will be privately maintained. It is expected that 3 meters will installed at Moore-Norman Votech, and Postal Training Facility with 2 meters each at JD McCarty and Oklahoma Veterans Center requiring 10 master metering locations costing about \$25,000 each. Under this project, 6-inch or 8-inch master meters will be installed at city cost and utilized for billing purposes. Existing city meters, internal to the facility, will be removed. This system will relieve the city of maintenance responsibility of internal waterlines that have not been dedicated to the city via utility easements, substandard construction and/or waterlines no longer accessible for maintenance.

EXPENDITURE SCHEDULE through CITY Accounts by FY

Account Number	Cost Element	TOTAL ALL FISCAL YRS	Actual Prior Years	Budget FYE 2019	FYE 2020	FYE 2021	FYE 2022	FYE 2023	FYE 2024	Beyond 5 Years
031-9360-462.61-01	Const	400,000	112,471	237,529	50,000					0
		0								
		0								
		0								
		0								
		0								
	Total	400,000	112,471	237,529	50,000	0	0	0	0	0

OPERATING IMPACT:

positive	Water Fnd	Maintenance Only
----------	-----------	------------------

STATUS & COMMENTS:

Bid in FYE15 was \$250K; project on hold to ensure governmental approvals are in place; will re-bid at that time.

TOTAL PROJECT BUDGET BY FUND SOURCE AND PURPOSE:

THIS PROJECT NEEDS ASSISTANCE FROM:

Purpose	Fnd 31			Total
Design				0
ROW				0
Utilities				0
Const.	400,000			400,000
Materials				0
Total	400,000	0	0	400,000

Bldg Maint	
IT	
Pub Wks	
Utilities	
Parks	
Other	

Reimbursable Account?

no

Last Update 2/13/19

ANNUAL BUDGET

CITY OF NORMAN

PROJECT TITLE:	24th NE Waterline: Beaumont to Lindsey	PROJECT TYPE:	Water System	Improv.
PROJ. CATEGORY:	Water Line Maintenance Misc Projects	PROJECT NUMBER:	WA	
DEPARTMENT:	Utilities	ACCOUNT NUMBER:	031-9521-462	
MANAGER:	Mark Daniels	BEGIN & END DATES:	7/1/21	to 6/30/23
WARD(s):	4	LIFE EXPECTANCY:	50 Years	

DETAILED PROJECT DESCRIPTION:

Water Distribution Projects: The proposed water distribution system improvements are broken out by location and assumes that funding will be pro-rated between development related and maintenance related needs. Line replacements are generally required due to age, material type and the current state of deterioration. Existing users are expected to pay for maintenance related costs while increasing the size of a waterline is a development related cost to be paid by connection fees or impact fees. Costs are pro-rated by comparing the internal area of the existing pipe to the area of the enlarged pipe.
24th NE: Project will replace 5,000 LF 30" concrete waterline with 30" PVC waterlines along 24th NE from Lindsey to Alameda. Estimated cost of \$2.4M is pro-rated 100% to existing customers (\$2.4M) and 0% to new development (\$0.0M).

EXPENDITURE SCHEDULE through CITY Accounts by FY

Account Number	Cost Element	TOTAL ALL FISCAL YRS	Actual Prior Years	Budget FYE 2019	FYE 2020	FYE 2021	FYE 2022	FYE 2023	FYE 2024	Beyond 5 Years
031-9521-462.62-01	Design	60,000					60,000			0
031-9521-462.60-01	ROW	60,000					60,000			0
031-9521-462.67-01	Utilities	0								0
031-9521-462.61-01	Const	380,000					380,000			0
031-9521-462.63-01	Matls	0								0
		0								0
	Total	500,000	0	0	0	0	500,000	0	0	0

OPERATING IMPACT:

negligible	Water Fnd
------------	-----------

STATUS & COMMENTS:

This is a new project and is moved forward to match Public Works Department project to widen 24th NE; the Public Works Department and is expected to move utilities in FYE18/19 including portions of the existing 30" waterline between Lindsey and Alameda.
 The Public Works Department funded water relocation from Alameda to South of Beaumont; approximately 1000 feet of 30-inch remains to be replaced.

TOTAL PROJECT BUDGET BY FUND SOURCE AND PURPOSE:

THIS PROJECT NEEDS ASSISTANCE FROM:

Purpose	Fnd 31		Total
Design	60,000		60,000
ROW	60,000		60,000
Utilities	0		0
Const.	380,000		380,000
Materials	0		0
Total	500,000	0	500,000

Bldg Maint	
IT	
Pub Wks	
Utilities	
Parks	
Other	

Reimbursable Account? no

Last Update 2/11/19

ANNUAL BUDGET

CITY OF NORMAN

PROJECT TITLE:	Large Water Meter Testing	PROJECT TYPE:	Water System
PROJ. CATEGORY:	Water Meters	PROJECT NUMBER:	WA0241
DEPARTMENT:	Utilities	ACCOUNT NUMBER:	031-
MANAGER:	David Hager	BEGIN & END DATES:	7/1/17 to 6/30/20
WARD(s):	All	LIFE EXPECTANCY:	5 years

DETAILED PROJECT DESCRIPTION:

In 2007 the Utilities Department replaced all 3-inch through 8-inch water meters and retrofitted them with an Automatic Meter Reading (AMR) system. The radio transmitter register (RTR) is recommended to be replaced every 15 years due to design life of the internal battery. This project will test all of the meters, replace RTR registers and water meters which are testing under the AWWA's (American Water Works Association) recommended testing accuracies for water meters.

EXPENDITURE SCHEDULE through CITY Accounts by FY

Account Number	Cost Element	TOTAL ALL FISCAL YRS	Actual Prior Years	Budget FYE 2019	FYE 2020	FYE 2021	FYE 2022	FYE 2023	FYE 2024	Beyond 5 Years
		0								
031-9521-462.61-01	Const	250,000	23,734	126,266	100,000					
	Matls	0								
		0								
		0								
		0								
	Total	250,000	23,734	126,266	100,000	0	0	0	0	

OPERATING IMPACT: less cost Water Fnd Improve water meter accuracies

STATUS & COMMENTS:

Project expenditures for the cost element in construction will be for testing and materials; the materials cost element will purchase replacement registers and meters pending on testing results.
 Add \$100K funding in FYE20 to allow changeout of larger and suspect meters to AMI meters.

TOTAL PROJECT BUDGET BY FUND SOURCE AND PURPOSE:

Purpose	Fnd 31			Total
Design				0
ROW				0
Utilities				0
Const.	250,000			250,000
Materials	0			0
Total	250,000	0	0	250,000
Reimbursable Account?	no			

THIS PROJECT NEEDS ASSISTANCE FROM:

Bldg Maint	
IT	
Pub Wks	
Utilities	yes
Parks	
Other	

Last Update 2/13/19

CITY OF NORMAN

PROJECT TITLE:	Robinson Waterline: 24th NW to WTP	PROJECT TYPE:	Water System	Improv.
PROJ. CATEGORY:	Water Line Maintenance Misc Projects	PROJECT NUMBER:	WA0242	
DEPARTMENT:	Utilities	ACCOUNT NUMBER:	031-9521-462	
MANAGER:	Chris Mattingly	BEGIN & END DATES:	7/1/17	to 6/30/24
WARD(s):	4	LIFE EXPECTANCY:	50 Years	

DETAILED PROJECT DESCRIPTION:

Water Distribution Projects: The proposed water distribution system improvements are broken out by location and assume that funding will be pro-rated between development related and maintenance related needs. Line replacements are generally required due to age, material type and the current state of deterioration. Existing users are expected to pay for maintenance related costs while increasing the size of a waterline is a development related cost to be paid by connection fees or impact fees. Costs are pro-rated by comparing the internal area of the existing pipe to the area of the enlarged pipe.

Robinson Street: Project will replace the waterlines from the Water Treatment Plant west to 24th Avenue NW. Replace (1) replace 6,800 LF 16" DIP waterline with 30" PVC from RR to 24th NW (extended); (2) 2700 LF 24" concrete waterline with 42" PVC from WTP to 24th NE; (3) install 5,800 LF new 30" PVC from 12th NE through pressure plain to 24th NE; (4) replace 7,900 LF 16" DIP waterline with 30" PVC from RR to 12th NE. Estimated cost of \$13.1M is pro-rated 43% to existing customers (\$5.6M) and 57% to new development (\$7.2M).

EXPENDITURE SCHEDULE through CITY Accounts by FY

Account Number	Cost Element	TOTAL ALL FISCAL YRS	Actual Prior Years	Budget FYE 2019	FYE 2020	FYE 2021	FYE 2022	FYE 2023	FYE 2024	Beyond 5 Years
031-9521-462.62-01	Design	1,550,000		545,000	433,000		572,000			0
031-9521-462.60-01	ROW	2,223,000		870,000	456,000		897,000			0
031-9521-462.67-01	Utilities	0								0
031-9521-462.61-01	Const	11,254,000		2,558,000	2,000,000	2,890,000		3,806,000		0
031-9521-462.63-01	Mats	0								0
		0								0
	Total	15,027,000	0	3,973,000	2,889,000	2,890,000	1,469,000	3,806,000	0	0

OPERATING IMPACT:

negligible	Water Fnd
------------	-----------

STATUS & COMMENTS:

Estimated start of design/ROW acquisition is FYE18; construction in FYE19 and 20.

24th NW to Berry to RR is broken out as Phase 1, Phase 2 will be the RR to 12th NE; Phase 3 will be from 12th NE to the WTP and has been expedited to coordinate with the Public Works utility relocation in association with the 24th Ave NE road widening project.

Construction budget for FYE20 increased \$0.92 M based on consultant's most recent estimate.

TOTAL PROJECT BUDGET BY FUND SOURCE AND PURPOSE:

THIS PROJECT NEEDS ASSISTANCE FROM:

Purpose	Fnd 31		Total
Design	1,550,000		1,550,000
ROW	2,223,000		2,223,000
Utilities	0		0
Const.	11,254,000		11,254,000
Materials	0		0
Total	15,027,000	0	15,027,000

Bldg Maint	
IT	
Pub Wks	
Utilities	
Parks	
Other	

Reimbursable Account? no

Last Update 2/11/19

ANNUAL BUDGET

CITY OF NORMAN

PROJECT TITLE:	Waterline Replacement: Sooner Fashion Mall	PROJECT TYPE:	Water System
PROJ. CATEGORY:	Water System	PROJECT NUMBER:	WA
DEPARTMENT:	Utilities	ACCOUNT NUMBER:	031-
MANAGER:	Mark Daniels	BEGIN & END DATES:	7/1/18 to 6/30/20
WARD(s):		LIFE EXPECTANCY:	40 years

DETAILED PROJECT DESCRIPTION:

EXPENDITURE SCHEDULE through CITY Accounts by FY

Account Number	Cost Element	TOTAL ALL FISCAL YRS	Actual Prior Years	Budget FYE 2019	FYE 2020	FYE 2021	FYE 2022	FYE 2023	FYE 2024	Beyond 5 Years
6201	Design	85,000			85,000					
6001	ROW	6,000			6,000					
6701	Utilities	0								
6101	Const	564,000			564,000					
6301	Mats	0								
		0								
Total		655,000	0	0	655,000	0	0	0	0	0

OPERATING IMPACT:

slight Water Fnd ongoing water maintenance

STATUS & COMMENTS:

TOTAL PROJECT BUDGET BY FUND SOURCE AND PURPOSE:

Purpose	Fnd 31	Total
Design	85,000	85,000
ROW	6,000	6,000
Utilities	0	0
Const.	564,000	564,000
Materials	0	0
Total	655,000	655,000
Reimbursable Account?	no	

THIS PROJECT NEEDS ASSISTANCE FROM:

Bldg Maint	
IT	
Pub Wks	
Utilities	
Parks	
Other	

Last Update 2/8/19

CITY OF NORMAN

PROJECT TITLE:	Waterline Replacement: Flood Avenue	PROJECT TYPE:	Water System	Improv.
PROJ. CATEGORY:	Water Distribution System	PROJECT NUMBER:	WA0306	
DEPARTMENT:	Utilities	ACCOUNT NUMBER:	031-9521-462	
MANAGER:	Mark Daniels	BEGIN & END DATES:	7/1/18	to 6/30/22
WARD(s):	4	LIFE EXPECTANCY:	50 Years	

DETAILED PROJECT DESCRIPTION:

This project will replace 7,300 feet of 6-inch waterline with 8-inch waterline along Flood Street, generally between Robinson and Boyd Street. The 6" water line is cast iron greater than 50 years old and has a number of leaks and repairs. Eleven waterlines crossing Flood will also be replaced with 8-inch by open trench construction. Costs have been increased to cover existing streets, parking lots and sidewalks to be removed and replaced.

EXPENDITURE SCHEDULE through CITY Accounts by FY

Account Number	Cost Element	TOTAL ALL FISCAL YRS	Actual Prior Years	Budget FYE 2019	FYE 2020	FYE 2021	FYE 2022	FYE 2023	FYE 2024	Beyond 5 Years
031-9521-462.62-01	Design	195,000				195,000				
031-9521-462.60-01	ROW	365,000				365,000				
031-9521-462.67-01	Utilities	0								
031-9521-462.61-01	Const	1,301,000					1,301,000			
031-9521-462.63-01	Mats	0								
		0								
	Total	1,861,000	0	0	0	560,000	1,301,000	0	0	0

OPERATING IMPACT: negligible Water Fnd

STATUS & COMMENTS:

FYE11 project was temporarily closed and is re-budgeted in FYE20, if funding is available.
Project start moved back one year to FYE21 due to lack of funding.

TOTAL PROJECT BUDGET BY FUND SOURCE AND PURPOSE:

THIS PROJECT NEEDS ASSISTANCE FROM:

Purpose	Fnd 31	Actual	Budget	Total
Design	195,000			195,000
ROW	365,000			365,000
Utilities	0			0
Const.	1,301,000			1,301,000
Materials	0			0
Total	1,861,000	0	0	1,861,000

Bldg Maint	
IT	
Pub Wks	
Utilities	
Parks	
Other	

Reimbursable Account? no

Last Update 2/13/19

CITY OF NORMAN

PROJECT TITLE:	Water Tower - SE Norman	PROJECT TYPE:	Water System
PROJ. CATEGORY:	Water Towers	PROJECT NUMBER:	WAXXXX
DEPARTMENT:	Utilities	ACCOUNT NUMBER:	031-9354-462
MANAGER:	Mark Daniels	BEGIN & END DATES:	7/1/21 to 6/30/24
WARD(s):	All	LIFE EXPECTANCY:	50 Years

DETAILED PROJECT DESCRIPTION:

As the City of Norman continues to grow, additional elevated water storage will be needed to maintain water pressure during periods of peak demand and provide additional fire fighting capability. It is proposed that a 1.0 million gallon elevated storage tank be constructed in southeastern Norman in the vicinity of State Highway 9 and 24th Avenue SE.

EXPENDITURE SCHEDULE through CITY Accounts by FY

Account Number	Cost Element	TOTAL ALL FISCAL YRS	Actual Prior Years	Budget FYE 2019	FYE 2020	FYE 2021	FYE 2022	FYE 2023	FYE 2024	Beyond 5 Years
6201	Design	0						0		
6001	ROW	50,000						50,000		
6701	Utilities	0								
6101	Const	3,000,000							3,000,000	
6301	Matls	0								
		0								
	Total	3,050,000	0	0	0	0	0	50,000	3,000,000	0

OPERATING IMPACT: negligible Water Fnd Maintenance Only

STATUS & COMMENTS:

Construction moved back 1 year to FYE24 due to lack of funding.

TOTAL PROJECT BUDGET BY FUND SOURCE AND PURPOSE:

THIS PROJECT NEEDS ASSISTANCE FROM:

Purpose	Fnd 31		Total
Design	0		0
ROW	50,000		50,000
Utilities	0		0
Const.	3,000,000		3,000,000
Materials	0		0
Total	3,050,000	0	3,050,000

Reimbursable Account? no

Bldg Maint	
IT	
Pub Wks	
Utilities	
Parks	
Other	

Last Update 2/13/19

ANNUAL BUDGET

CITY OF NORMAN

PROJECT TITLE:	Water Tower - High Pressure Plane	PROJECT TYPE:	Water System	Improv.
PROJ. CATEGORY:	Water Towers	PROJECT NUMBER:	WA0293	
DEPARTMENT:	Utilities	ACCOUNT NUMBER:	031-9354-462	
MANAGER:	Mark Daniels	BEGIN & END DATES:	7/1/08	to 6/30/26
WARD(s):	All	LIFE EXPECTANCY:	50 Years	

DETAILED PROJECT DESCRIPTION:

As the City of Norman continues to grow, additional elevated water storage will be needed to maintain water pressure during periods of peak demand and provide additional fire fighting capability. It is proposed that another 1.0 million gallon elevated storage tank be constructed in northeastern Norman in the high pressure plane (HPP).

EXPENDITURE SCHEDULE through CITY Accounts by FY

Account Number	Cost Element	TOTAL ALL FISCAL YRS	Actual Prior Years	Budget FYE 2019	FYE 2020	FYE 2021	FYE 2022	FYE 2023	FYE 2024	Beyond 5 Years
6201	Design	276,250	201,250							
6001	ROW	12,912	12,912							75,000
6701	Utilities	0								
6101	Const	3,253,770	2,753,770							
6301	Mats	0								500,000
		0								
	Total	3,542,932	2,967,932	0	0	0	0	0	0	575,000

OPERATING IMPACT:

negligible	Water Fnd	Maintenance Only
------------	-----------	------------------

STATUS & COMMENTS:

Design initiated in FYE14. Bids opened in March 2015; construction completed in June 2016. Assume recoating in Year 10 or FYE26.

TOTAL PROJECT BUDGET BY FUND SOURCE AND PURPOSE:

Purpose	Fnd 31			Total
Design	276,250			276,250
ROW	12,912			12,912
Utilities	0			0
Const.	3,253,770			3,253,770
Materials	0			0
Total	3,542,932	0	0	3,542,932
Reimbursable Account?	no			

THIS PROJECT NEEDS ASSISTANCE FROM:

Bldg Maint	
IT	
Pub Wks	
Utilities	
Parks	
Other	

Last Update 2/13/19

ANNUAL BUDGET

CITY OF NORMAN

PROJECT TITLE: Water Tower Maintenance - Boyd Tower PROJ. CATEGORY: Water Towers DEPARTMENT: Utilities MANAGER: Chris Mattingly WARD(s): 2	PROJECT TYPE: Water System Maint. PROJECT NUMBER: WA0039 ACCOUNT NUMBER: 031-9354-462 BEGIN & END DATES: 7/1/11 to 6/30/22 LIFE EXPECTANCY: 10 Years
---	--

DETAILED PROJECT DESCRIPTION:

To continue to store drinking water in a safe environment, water towers must be continually maintained. Water tower inspection and resurfacing occurs on an approximate 10 year cycle; the Boyd Tower located near 2400 W. Boyd was last coated in may 2012. During resurfacing, structural defects and deterioration were rehabilitated in order to extend the life of the tower. Additionally, a mixing device was considered though not installed to improve circulation and prevent accumulation of stagnant water in the water tower. Summer 2017 water treatment staff tested and identified stagnant water related to this tank. Staff recommends moving forward with the installation of a mixer in FYE19 at a cost of \$200K plus \$30K design; a similar mixer was installed on Robinson Tower and water tests proved that it was a success. Additionally, the APAI water modeling project identified that 300 LF 12-inch and 800 LF 8-inch water needs to be installed along Boyd to improve water movement and decrease water age in the tower; the estimated construction cost is \$290K plus 15% for design (\$44K).

EXPENDITURE SCHEDULE through CITY Accounts by FY

Account Number	Cost Element	TOTAL ALL FISCAL YRS	Actual Prior Years	Budget FYE 2019	FYE 2020	FYE 2021	FYE 2022	FYE 2023	FYE 2024	Beyond 5 Years
6201	Design	281,157	106,157			74,000		101,000		
6001	ROW	50,000				50,000				
6701	Utilities	0								
6101	Const	1,645,191	483,191			490,000		672,000		
6301	Matls	0								
		0								
	Total	1,976,348	589,348	0	0	614,000	0	773,000	0	0

OPERATING IMPACT: negligible Water Fnd Maintenance Only

STATUS & COMMENTS:

Boyd Tower was last sandblasted and coated in May 2012 by Classic Protective Coatings at a cost of approximately \$450,000 (PO#207407). Project estimated at \$600K in February 2019; add 4 years at 3% inflation to FYE23.

TOTAL PROJECT BUDGET BY FUND SOURCE AND PURPOSE:

THIS PROJECT NEEDS ASSISTANCE FROM:

	Purpose	Fnd 31			Total		
	Design	281,157			281,157	Bldg Maint	
	ROW	50,000			50,000	IT	
	Utilities	0			0	Pub Wks	
	Const.	1,645,191			1,645,191	Utilities	
	Materials	0			0	Parks	
	Total	1,976,348	0	0	1,976,348	Other	
	Reimbursable Account?	no					

Last Update 2/13/19

ANNUAL BUDGET

CITY OF NORMAN

PROJECT TITLE:	Water Tower Maintenance - Robinson Tower	PROJECT TYPE:	Water System	Maint.
PROJ. CATEGORY:	Water Towers	PROJECT NUMBER:	WA0040	
DEPARTMENT:	Utilities	ACCOUNT NUMBER:	031-9354-462	
MANAGER:	Chris Mattingly	BEGIN & END DATES:	7/1/05	to 6/30/22
WARD(s):	8	LIFE EXPECTANCY:	10 Years	

DETAILED PROJECT DESCRIPTION:

To continue to store drinking water in a safe environment, water towers must be continually maintained. Water tower inspection and resurfacing occurs on an approximate 10 year cycle; the Robinson Water Tower located at 4000 W. Robinson was last coated in July 2006. During resurfacing, structural defects or deterioration will be rehabilitated in order to extend the life of the tower. Additionally, a mixing device was installed to improve circulation and prevent accumulation of stagnant water in the water tower. The project will protect the water quality during storage in the water tower and help maintain compliance with the Phase II Disinfection Byproducts Rule promulgated in 2012. Resurfacing and painting assumed in FYE2021.

EXPENDITURE SCHEDULE through CITY Accounts by FY

Account Number	Cost Element	TOTAL ALL FISCAL YRS	Actual Prior Years	Budget FYE 2019	FYE 2020	FYE 2021	FYE 2022	FYE 2023	FYE 2024	Beyond 5 Years
6201	Design	137,650	39,650				98,000			
6001	ROW	0								
6701	Utilities	0								
6101	Const	1,139,600	485,600				654,000			
6301	Matls	0								
		0								
	Total	1,277,250	525,250	0	0	0	752,000	0	0	0

OPERATING IMPACT: negligible Water Fnd Maintenance Only

STATUS & COMMENTS:

Robinson Tower was last sandblasted and coated in July 2006 by TMI Coatings at a cost of approximately \$400,000 (PO#127313). FYE21 project inflated 3% per year with 15% contingency. Project estimated at \$600K in February 2019; add 3 years at 3% inflation to FYE22.

THIS PROJECT NEEDS ASSISTANCE FROM:

Purpose	Fnd 31		Total
Design	137,650		137,650
ROW	0		0
Utilities	0		0
Const.	1,139,600		1,139,600
Materials	0		0
Total	1,277,250	0	1,277,250

Bldg Maint	
IT	
Pub Wks	
Utilities	
Parks	
Other	

Reimbursable Account? no

Last Update 2/13/19

CITY OF NORMAN

PROJECT TITLE: Water Tower Maintenance - Lindsey Tower PROJ. CATEGORY: Water Towers DEPARTMENT: Utilities MANAGER: Chris Mattingly WARD(s): 2	PROJECT TYPE: Water System Maint. PROJECT NUMBER: WA0182 ACCOUNT NUMBER: 031-9354-462 BEGIN & END DATES: 7/1/09 to 6/30/20 LIFE EXPECTANCY: 10 Years
--	--

DETAILED PROJECT DESCRIPTION:

To continue to store drinking water in a safe environment Norman needs to maintain their water towers on a continual basis. The Lindsey Street Tower was last addressed by resurfacing the interior of the tank in 1993. It is recommended that the existing towers be resurfaced on a 10 year rotation. During resurfacing, structural defects or deterioration will be rehabilitated in order to extend the life of this tower.

Staff has reconsidered the resurfacing of Lindsey Water Tower. Several factors such as lead paint, location regarding lead paint abatement, and poor circulation/stagnant water were considered against tearing down and replacing the tank with a new one located in a more useful part of Norman. Additionally, a new monopole is being built which will allow the NUA to honor the existing cell phone tower contracts. Therefore, this budget projection allows for the funds to demolish and remove the tank from service. Staff is having another water model ran since new apartments have been built and more are proposed in this area.

EXPENDITURE SCHEDULE through CITY Accounts by FY

Account Number	Cost Element	TOTAL ALL FISCAL YRS	Actual Prior Years	Budget FYE 2019	FYE 2020	FYE 2021	FYE 2022	FYE 2023	FYE 2024	Beyond 5 Years
6201	Design	0								
6001	ROW	0								
6701	Utilities	0								
6101	Const	350,000			350,000					
6301	Matls	0								
		0								
	Total	350,000	0	0	350,000	0	0	0	0	0

OPERATING IMPACT: negligible Water Fnd Maintenance Only

STATUS & COMMENTS:

Delay demolition until FYE20 or until it is determined if tank can be used in conjunction with a non-potable water reuse distribution system.

TOTAL PROJECT BUDGET BY FUND SOURCE AND PURPOSE:

THIS PROJECT NEEDS ASSISTANCE FROM:

Purpose	Fnd 31		Total
Design	0		0
ROW	0		0
Utilities	0		0
Const.	350,000		350,000
Materials	0		0
Total	350,000	0	350,000

Bldg Maint	
IT	
Pub Wks	
Utilities	
Parks	
Other	

Reimbursable Account? no

Last Update 2/8/19

ANNUAL BUDGET

CITY OF NORMAN

PROJECT TITLE:	Water Tower Maintenance - Cascade Tower	PROJECT TYPE:	Water System	Maint.
PROJ. CATEGORY:	Water Towers	PROJECT NUMBER:	WA0189	
DEPARTMENT:	Utilities	ACCOUNT NUMBER:	031-9354-462	
MANAGER:	Chris Mattingly	BEGIN & END DATES:	7/1/12	to 6/30/24
WARD(s):	8	LIFE EXPECTANCY:	10 Years	

DETAILED PROJECT DESCRIPTION:

To continue to store drinking water in a safe environment, water towers must be continually maintained. Water tower inspection and resurfacing occurs on an approximate 10 year cycle; the Cascade Tower was constructed in 1998. During resurfacing, structural defects or deterioration will be rehabilitated in order to extend the life of the tower.

EXPENDITURE SCHEDULE through CITY Accounts by FY

Account Number	Cost Element	TOTAL ALL FISCAL YRS	Actual Prior Years	Budget FYE 2019	FYE 2020	FYE 2021	FYE 2022	FYE 2023	FYE 2024	Beyond 5 Years
6201	Design	0								
6001	ROW	0								
6701	Utilities	0								
6101	Const	604,858	4,858		100,000				500,000	
6301	Matls	0								
		0								
	Total	604,858	4,858	0	100,000	0	0	0	500,000	0

OPERATING IMPACT: negligible Water Fnd Maintenance Only

STATUS & COMMENTS:

During FYE10, the paint was in good condition and not in need of resurfacing. The tank was inspected and the exterior was cleaned and treated for mildew in August 2012. The tank was inspected in FYE14 and paint was found to be satisfactory for an additional 7 years; move next painting back to FYE20. Cleaning with minor painting scheduled for FYE20 with complete resurfacing and painting moved back to FYE24.

TOTAL PROJECT BUDGET BY FUND SOURCE AND PURPOSE:

THIS PROJECT NEEDS ASSISTANCE FROM:

Purpose	Fnd 31			Total
Design	0			0
ROW	0			0
Utilities	0			0
Const.	604,858			604,858
Materials	0			0
Total	604,858	0	0	604,858

Bldg Maint	
IT	
Pub Wks	
Utilities	
Parks	
Other	

Reimbursable Account? no

Last Update 2/8/19

CITY OF NORMAN

PROJECT TITLE:	Lake Thunderbird Augmentation (Reuse)	PROJECT TYPE:	Water System
PROJ. CATEGORY:	Water Treatment Plant	PROJECT NUMBER:	WA
DEPARTMENT:	Utilities	ACCOUNT NUMBER:	31
MANAGER:	Mark Daniels	BEGIN & END DATES:	7/1/25 to 6/30/29
WARD(s):	All	LIFE EXPECTANCY:	20 yrs

DETAILED PROJECT DESCRIPTION:

This project assumes augmentation of Lake thunderbird with highly treated effluent (indirect reuse) is approved by ODEQ before 2025 and initial design begins in 2025. The project costs are taken from the 2060 Strategic Water Supply Plan, Portfolio 14 and generally consists of (1) a 3 MGD sidestream WRF treatment facility (\$12.2M), (2) an effluent pump station and 3.9 miles of 30-inch force main conveying reclaimed water from the WRF to Dave Blue Creek (\$21.9M), (3) 7 miles of 30-inch parallel pipeline from the Lake Thunderbird to the WTP (\$44.9M), and (4) a 3 MGD expansion to the WTP (\$8.8M). SWSP costs have been inflated forward at 3% per year to the expected start in 2025.

EXPENDITURE SCHEDULE through CITY Accounts by FY

Account Number	Cost Element	TOTAL ALL FISCAL YRS	Actual Prior Years	Budget FYE 2019	FYE 2020	FYE 2021	FYE 2022	FYE 2023	FYE 2024	Beyond 5 Years
031-????-462.62-01	Design	16,124,000	0	0						16,124,000
031-????-462.61-01	Const	71,427,000	0	0						71,427,000
031-????-462.60-01	ROW	12,174,000	0	0						12,174,000
		0								
		0								
		0								
Total		99,725,000	0	0	0	0	0	0	0	99,725,000

OPERATING IMPACT:

negligible Water Fnd maintain asset

STATUS & COMMENTS:

This project expected to be initiated 2025 by constructing both pipelines, 3 MGD of WRF capacity and 5 mgd of WTP capacity. Cost estimates are preliminary and additional study is needed to accurately project future costs.

TOTAL PROJECT BUDGET BY FUND SOURCE AND PURPOSE:

Purpose	Fnd 31	Fed. Aid	Total
Design	16,124,000		16,124,000
ROW	12,174,000		12,174,000
Utilities			0
Const.	71,427,000		71,427,000
Materials			0
Total	99,725,000	0	99,725,000
Reimbursable Account?			

THIS PROJECT NEEDS ASSISTANCE FROM:

Bldg Maint	
IT	
Pub Wks	
Utilities	
Parks	
Other	

Last Update 2/8/19

ANNUAL BUDGET

CITY OF NORMAN

PROJECT TITLE:	New Building for Line Maintenance	PROJECT TYPE:	Water System	Improv.
PROJ. CATEGORY:	Bldgs & Gnds	PROJECT NUMBER:	WA0327/WW0329	
DEPARTMENT:	Utilities	ACCOUNT NUMBER:	031-9521/032-9521	
MANAGER:	David Hager	BEGIN & END DATES:	7/1/18	to 6/30/21
WARD(s):	All	LIFE EXPECTANCY:	10 years	

DETAILED PROJECT DESCRIPTION:

The Line Maintenance Division consisting of administrative staff, and water and sewer line maintenance sections are located on the North Base property; they are housed adjacent to the Fleet offices and vehicle servicing areas. The existing 11,000 SF building area housing administrative offices, the employee breakroom, fire hydrant/meter repair area as well as a storage area for numerous water and sewer line repair parts, replacement meters/firehydrants, etc. A separate building is provided for pump repair parts and a work area for pump repairs and testing. This CIP assumes construction of a new 20,000 SF facility and appurtenances NW of the water treatment plant at an estimated cost of \$100 per square foot (SF) with design estimated at 10% of the building cost.

EXPENDITURE SCHEDULE through CITY Accounts by FY

Account Number	Cost Element	TOTAL ALL FISCAL YRS	Actual Prior Years	Budget FYE 2019	FYE 2020	FYE 2021	FYE 2022	FYE 2023	FYE 2024	Beyond 5 Years
031-9521-462.62-01	Design	150,000		115,000	35,000					
031-9521-462.60-01	ROW	0								
031-9521-462.61-01	Const	1,530,000			1,530,000					
032-9521-462.62-01	Design	150,000		115,000	35,000					
032-9521-462.60-01	ROW	0								
032-9521-462.61-01	Const	1,530,000			1,530,000					
WA Total		1,680,000	0	115,000	1,565,000	0	0	0	0	0
WW Total		1,680,000	0	115,000	1,565,000	0	0	0	0	0

OPERATING IMPACT:

slight	Water Fnd	
--------	-----------	--

STATUS & COMMENTS:

Funding is proposed to be split 50%/50% between the Water Fund 031 and the Water Reclamation Fund 032.
 Building prices increased to reflect recent bid pricing; increase estimated construction from \$2.29M to \$3.06M

TOTAL PROJECT BUDGET BY FUND SOURCE AND PURPOSE:

Purpose	Fnd 31	Fnd 32	Total
Design	150,000	150,000	300,000
ROW	0	0	0
Utilities	1,530,000	1,530,000	3,060,000
Const.			0
Materials			0
Total	1,680,000	1,680,000	3,360,000

THIS PROJECT NEEDS ASSISTANCE FROM:

Bldg Maint	
IT	
Pub Wks	
Utilities	
Parks	
Other	

Reimbursable Account? no

Last Update 2/4/19

CITY OF NORMAN

PROJECT TITLE: Reactivate Arsenic Wells & 3 MGD GWTP PROJ. CATEGORY: Water Treatment Plant DEPARTMENT: Utilities MANAGER: Mark Daniels WARD(s): All	PROJECT TYPE: Water System PROJECT NUMBER: WA ACCOUNT NUMBER: BEGIN & END DATES: 7/1/23 to 6/30/27 LIFE EXPECTANCY: 20 yrs
--	---

DETAILED PROJECT DESCRIPTION:

This project considers our western well field as non-potable water and assumes 3.0 MGD of groundwater from 10 wells no longer in use will be conveyed via non-potable waterlines (estimated at \$5.2M) to 12th Ave NE and Franklin Road for treatment prior to distribution to our customers. The non-potable waterline is estimated to total 7 miles; this price includes acquisition of a 10-foot wide easement, design, and construction. Wells are assumed to require rehabilitation costs of \$1.3M prior to delivery to the WTP. With an arsenic MCL of 10 PPB, the new treatment facility would likely be a microfiltration WTP costing \$12.4M to construct for an estimated total project cost of \$19.0 million.

EXPENDITURE SCHEDULE through CITY Accounts by FY

Account Number	Cost Element	TOTAL ALL FISCAL YRS	Actual Prior Years	Budget FYE 2019	FYE 2020	FYE 2021	FYE 2022	FYE 2023	FYE 2024	Beyond 5 Years
031-????-462.62-01	Design	2,930,000	0	0					2,930,000	0
031-????-462.61-01	Const	15,340,000	0	0						15,340,000
031-????-462.60-01	ROW	740,000	0	0					740,000	0
		0								
		0								
		0								
	Total	19,010,000	0	0	0	0	0	0	3,670,000	15,340,000

OPERATING IMPACT: negligible Water Fnd maintain asset

STATUS & COMMENTS:

This project could be initiated prior to the final Chromium 6 Rule and could reclaim about 3 MGD of peak capacity (2.1 sustained capacity) lost due to the arsenic rule in 2006. Cost estimates are preliminary and additional study is needed to accurately project future costs. Projected start date moved back to FYE24.

TOTAL PROJECT BUDGET BY FUND SOURCE AND PURPOSE:

THIS PROJECT NEEDS ASSISTANCE FROM:

Purpose	Fnd 31	Fed. Aid	Total
Design	2,930,000		2,930,000
ROW	740,000		740,000
Utilities			0
Const.	15,340,000		15,340,000
Materials			0
Total	19,010,000	0	19,010,000
Reimbursable Account?			

Bldg Maint	
IT	yes
Pub Wks	
Utilities	
Parks	
Other	

Last Update 2/8/19

ANNUAL BUDGET

CITY OF NORMAN

<table border="1" style="width: 100%; border-collapse: collapse;"> <tr><td style="width: 20%;">PROJECT TITLE:</td><td>Update Water Supply Plan</td></tr> <tr><td>PROJ. CATEGORY:</td><td>Water Treatment Plant</td></tr> <tr><td>DEPARTMENT:</td><td>Utilities</td></tr> <tr><td>MANAGER:</td><td>Mark Daniels</td></tr> <tr><td>WARD(s):</td><td>All</td></tr> </table>	PROJECT TITLE:	Update Water Supply Plan	PROJ. CATEGORY:	Water Treatment Plant	DEPARTMENT:	Utilities	MANAGER:	Mark Daniels	WARD(s):	All	<table border="1" style="width: 100%; border-collapse: collapse;"> <tr> <td style="width: 50%;">PROJECT TYPE:</td> <td>Water System</td> <td>Improv.</td> </tr> <tr><td>PROJECT NUMBER:</td><td colspan="2">WA0174</td></tr> <tr><td>ACCOUNT NUMBER:</td><td colspan="2">031-9196-462</td></tr> <tr> <td>BEGIN & END DATES:</td> <td>7/1/22</td> <td>to 6/30/24</td> </tr> <tr><td>LIFE EXPECTANCY:</td><td colspan="2">10 yrs</td></tr> </table>	PROJECT TYPE:	Water System	Improv.	PROJECT NUMBER:	WA0174		ACCOUNT NUMBER:	031-9196-462		BEGIN & END DATES:	7/1/22	to 6/30/24	LIFE EXPECTANCY:	10 yrs	
PROJECT TITLE:	Update Water Supply Plan																									
PROJ. CATEGORY:	Water Treatment Plant																									
DEPARTMENT:	Utilities																									
MANAGER:	Mark Daniels																									
WARD(s):	All																									
PROJECT TYPE:	Water System	Improv.																								
PROJECT NUMBER:	WA0174																									
ACCOUNT NUMBER:	031-9196-462																									
BEGIN & END DATES:	7/1/22	to 6/30/24																								
LIFE EXPECTANCY:	10 yrs																									

DETAILED PROJECT DESCRIPTION:

This project will update the 2060 Strategic Water Supply Plan prepared in 2012. Project will re- consider water supply sources such indirect potable reuse by augmenting Lake Thunderbird with highly treated effluent, direct potable reuse, the South Canadian River, proposed reservoirs near Ada (Scissortail or Parker), Kaw Reservoir near Ponca City, raw or treated water purchase from Oklahoma City, and treatment alternatives for our existing groundwater supply to meet more stringent maximum contaminant levels for drinking water.

EXPENDITURE SCHEDULE through CITY Accounts by FY

Account Number	Cost Element	TOTAL ALL FISCAL YRS	Actual Prior Years	Budget FYE 2019	FYE 2020	FYE 2021	FYE 2022	FYE 2023	FYE 2024	Beyond 5 Years
031-9196-462.62-01	Design	894,447	394,447					500,000		0
		0	0							
		0	0							
		0								
		0								
		0								
	Total	894,447	394,447	0	0	0	0	500,000	0	0

OPERATING IMPACT: negligible Water Fnd maintain asset

STATUS & COMMENTS:

Estimated for FYE23

TOTAL PROJECT BUDGET BY FUND SOURCE AND PURPOSE:

Purpose	Fnd 31			Total
Design	894,447			894,447
ROW	0			0
Utilities				0
Const.	0			0
Materials				0
Total	894,447	0	0	894,447
Reimbursable Account?	no			

THIS PROJECT NEEDS ASSISTANCE FROM:

Bldg Maint	
IT	
Pub Wks	
Utilities	
Parks	
Other	

Last Update 2/11/19

ANNUAL BUDGET

CITY OF NORMAN

PROJECT TITLE:	SE Oklahoma Water Supply	PROJECT TYPE:	Water System
PROJ. CATEGORY:	Water Supply	PROJECT NUMBER:	Improv.
DEPARTMENT:	Utilities	ACCOUNT NUMBER:	WA
MANAGER:	Mark Daniels	BEGIN & END DATES:	031-9356-462
WARD(s):	All	LIFE EXPECTANCY:	7/1/14 to 6/30/30
			NA

DETAILED PROJECT DESCRIPTION:

The 2060 Strategic Water Supply Plan has updated potential costs if Norman were to partner with OKC and acquire a reduced allocation of 13 MGD (not 24 MGD) from SE Oklahoma. The estimated cost is approximately \$214M (2012 dollars) for water rights, raw water conveyance and water treatment. THIS IS AN OPTION (PORTFOLIO 13) TO THE NUA SELECTED LAKE THUNDERBIRD AUGMENTATION OPTION DISCRIBED IN PORTFOLIO 14 AND IS NOT REQUIRED IF THE REUSE OPTION MOVES FORWARD. ALL COSTS ARE SUBJECT TO CHANGE.

EXPENDITURE SCHEDULE through CITY Accounts by FY

Account Number	Cost Element	TOTAL ALL FISCAL YRS	Actual Prior Years	Budget FYE 2019	FYE 2020	FYE 2021	FYE 2022	FYE 2023	FYE 2024	Beyond 5 Years
031-9356-462-6201	Design	35,600,000								35,600,000
031-9356-462-6001	ROW	0								
031-9356-462-6701	Utilities	0								
031-9356-462-6101	Const	178,200,000								178,200,000
		0								
		0								
	Total	213,800,000	0	0	0	0	0	0	0	213,800,000

OPERATING IMPACT:

positive Water Fnd

STATUS & COMMENTS:

On 06/24/08, the NUA approved Contract K-0708-155 with the Oklahoma Regional Water Utilities Trust (ORWUT) to participate in the SE Oklahoma Raw Water Study prepared by CDM and finalized in January 2009. The proposed project is to be completed in phases. Phase I is to be in place by 2020 and is expected to include a parallel 90-inch raw water line (with 6 pump stations) from Lake Atoka to Lake Stanley Draper and was estimated at \$1.08 Billion. Phase II is to be in place by 2030 and includes a raw water line from the Kiamichi River to Lake Atoka estimated at \$312M and the purchase of Lake Sardis water rights estimated at \$81M. OKC now expects new raw water line to be 66-inch with a third line constructed as demand warrants. OKC has completed a Cost of Service Study and expects its water rates to increase 4 to 7% annually through 2060.

TOTAL PROJECT BUDGET BY FUND SOURCE AND PURPOSE:

THIS PROJECT NEEDS ASSISTANCE FROM:

Purpose	Fnd 31		Total
Design	35,600,000		35,600,000
ROW	0		0
Utilities			0
Const.	178,200,000		178,200,000
Materials			0
Total	213,800,000	0	213,800,000

Bldg Maint	
IT	
Pub Wks	
Utilities	
Parks	
Other	

Reimbursable Account? no

Last Update 2/8/19

ANNUAL BUDGET

CITY OF NORMAN

PROJECT TITLE:	12 MGD GWTP for Chromium/Arsenic	PROJECT TYPE:	Water System
PROJ. CATEGORY:	Water Treatment Plant	PROJECT NUMBER:	WA
DEPARTMENT:	Utilities	ACCOUNT NUMBER:	31
MANAGER:	Mark Daniels	BEGIN & END DATES:	7/1/23 to 6/30/26
WARD(s):	All	LIFE EXPECTANCY:	20 yrs

DETAILED PROJECT DESCRIPTION:

Due to increasing public concerns and a potential reduction in the maximum contaminant level (MCL) for Chromium 6 as well as other naturally occurring metals in the Garber Wellington Aquifer, alternatives have been developed to reduce levels of these substances. This project considers groundwater from our entire well field as non-potable and assumes a new Chromium MCL of 10 parts per billion (PPB). This project also assumes (1) non-potable water from 7 southern wells will be blended with treated water from our existing WTP to meet the MCL (see Well Field Blending at WTP), (2) 10 wells abandoned due to arsenic levels are rehabbed, transported to and treated at a new GWTP (see 3 MGD Arsenic GWTP), and (3) 10 new wells from the FYE16 Water Wells project are also completed and assumed to provide an additional peak capacity of 3 MGD. Thus, a peak groundwater flow of 12 MGD from 40 wells (8 MGD average daily flow) will be conveyed via non-potable waterlines to the city owned site located at 12th Ave NE and Franklin Road for treatment prior to distribution to customers. Approximately 25 miles of non-potable waterlines are expected to be constructed at an estimated cost of \$17.5M. With an MCL of 10 PPB for arsenic and Chromium 6, the new microfiltration GWTP is expected to be required at an estimated cost of \$41.4M. The estimated project timeline is to begin design (\$11.3M) and ROW acquisition (\$1.5M) in FYE23 followed by construction (\$58.9M) in FYE24 through FYE25 for a total project cost of \$71.8M. Note the timeline has been moved back two years due to a changed political scenario. Since the majority of the improvements are related to treatment of an existing water source, the improvements should likely be paid for through water rates or other non-impact related fees. Treatment costs are taken from Assumption Tables provided in the 2060 Strategic Water Supply Plan (2012 costs); distribution costs were developed by NUA staff in 2013.

EXPENDITURE SCHEDULE through CITY Accounts by FY

Account Number	Cost Element	TOTAL ALL FISCAL YRS	Actual Prior Years	Budget FYE 2019	FYE 2020	FYE 2021	FYE 2022	FYE 2023	FYE 2024	Beyond 5 Years
031-????-462.62-01	Design	11,302,000	0	0					7,162,000	4,140,000
031-????-462.61-01	Const	58,928,000	0	0						58,928,000
031-????-462.60-01	ROW	1,540,000	0	0					1,540,000	0
		0								
		0								
		0								
	Total	71,770,000	0	0	0	0	0	0	8,702,000	63,068,000

OPERATING IMPACT: negligible Water Fnd maintain asset

STATUS & COMMENTS:

A potential reduction in the maximum contaminant level (MCL) for Chromium 6 as well as other naturally occurring metals in the Garber Wellington Aquifer, and increasing public concerns, require development of alternatives to reduce levels of these substances. Alternatives being considered vary dependent upon the reduced MCL and range from blending groundwater with surface water, treatment of numerous wells at a new facility, to abandonment of our groundwater supply and replacement from other sources. Cost estimates are preliminary and additional study is needed to accurately project future costs. Projected start date moved back to FYE24.

TOTAL PROJECT BUDGET BY FUND SOURCE AND PURPOSE:

THIS PROJECT NEEDS ASSISTANCE FROM:

Purpose	Fnd 31	Fed. Aid	Total
Design	11,302,000		11,302,000
ROW	1,540,000		1,540,000
Utilities			0
Const.	58,928,000		58,928,000
Materials			0
Total	71,770,000	0	71,770,000

Bldg Maint	
IT	yes
Pub Wks	
Utilities	
Parks	
Other	

Reimbursable Account?

Last Update 2/8/19

ANNUAL BUDGET

CITY OF NORMAN

PROJECT TITLE: WTP: Land Purchase PROJ. CATEGORY: Water Treatment DEPARTMENT: Utilities MANAGER: Chris Mattingly WARD(s): All	PROJECT TYPE: <table border="1" style="display: inline-table; border-collapse: collapse;"><tr><td style="width: 50%;">Water System</td><td style="width: 50%;">Improv.</td></tr></table> PROJECT NUMBER: ACCOUNT NUMBER: BEGIN & END DATES: <table border="1" style="display: inline-table; border-collapse: collapse;"><tr><td style="width: 33%;">7/1/20</td><td style="width: 33%;">to</td><td style="width: 33%;">6/30/21</td></tr></table> LIFE EXPECTANCY: <table border="1" style="display: inline-table; border-collapse: collapse;"><tr><td style="width: 100%;">10 years</td></tr></table>	Water System	Improv.	7/1/20	to	6/30/21	10 years
Water System	Improv.						
7/1/20	to	6/30/21					
10 years							

DETAILED PROJECT DESCRIPTION:

The existing water treatment plant site is fully utilized. The 2060 Strategic Water Supply Plan projects the need for an additional 13 million gallons per day (MGD) of treated water supply to reach our projected 2060 average daily demand of 29 MGD. The additional capacity at the WTP varies between 11 and 13 MGD depending upon whether 2 MGD of additional groundwater supply is selected for inclusion in our water supply portfolio. Additional land will be required under any scenario for expansion of the WTP. Tracts of at least 30 acres and up to 160 acres are needed and may be available; this CIP assumes purchase of 160 acres of land at an average cost of \$10,000 per acre.

EXPENDITURE SCHEDULE through CITY Accounts by FY

Account Number	Cost Element	TOTAL ALL FISCAL YRS	Actual Prior Years	Budget FYE 2019	FYE 2020	FYE 2021	FYE 2022	FYE 2023	FYE 2024	Beyond 5 Years
031-xxxx-462.62-01	Design	0								
031-xxxx-462.60-01	ROW	1,600,000				1,600,000				
031-xxxx-462.61-01	Const	0								
		0								
		0								
		0								
		0								
	Total	1,600,000	0	0	0	1,600,000	0	0	0	0

OPERATING IMPACT:

slight	Water Fnd
--------	-----------

STATUS & COMMENTS:

Negotiations with the Department of Mental Health are ongoing; purchase of land at quoted price for land is not feasible. Funding moved back to FYE21.

TOTAL PROJECT BUDGET BY FUND SOURCE AND PURPOSE:

THIS PROJECT NEEDS ASSISTANCE FROM:

Purpose	Fnd 31	Actual	Budget	Total
Design	0			0
ROW	1,600,000			1,600,000
Utilities	0			0
Const.				0
Materials				0
Total	1,600,000	0	0	1,600,000
Bldg Maint				
IT				
Pub Wks				
Utilities				
Parks				
Other				
no				

Last Update 2/13/19

CITY OF NORMAN

PROJECT TITLE: PROJ. CATEGORY: DEPARTMENT: MANAGER: WARD(s):	WTP: Raw Waterline (Phase 2) Raw Waterline Utilities Chris Mattingly 5	PROJECT TYPE: PROJECT NUMBER: ACCOUNT NUMBER: BEGIN & END DATES: LIFE EXPECTANCY:	Water System WA 031-9356-462 7/1/19 to 6/30/21 50 years
---	--	--	---

DETAILED PROJECT DESCRIPTION:

SUBJECT TO FUNDING AVAILABILITY

This project will install a new raw waterline from the Water Treatment Plant to the Lake Thunderbird Intake. The current line has 33- and 30-inch diameters over approximately 8.5 miles and limits the plant capacity of 14 MGD. The proposed 48-inch line is expected to deliver about 42 million gallons per day (MGD) which is equivalent to the projected surface water supply needs through 2060. Constructing the line parallel to the existing line will provide redundancy as it will allow the existing raw waterline to be taken off line for maintenance purposes without disrupting the water supply to the citizens of Norman.

The Phase 2 project assumes construction of the remaining 6.5 miles of 48" waterline to the Lake Thunderbird Intake in 2020; 2.5 miles from the WTP to 60th NE was replaced in Phase 1. As the future unfolds regarding the importation of reuse water or SE Oklahoma water, an alternate connection could be sought. Option 2 also includes approximately 6.5 miles of piping going due north on 60th NE to Lake Stanley Draper. Option 3 includes piping reuse water to a future terminal reservoir and constructing approximately 3 miles of raw water piping to the end of Phase 1; under this option a treated effluent line with a length of about 7.5 miles would also be required.

EXPENDITURE SCHEDULE through CITY Accounts by FY

Account Number	Cost Element	TOTAL ALL FISCAL YRS	Actual Prior Years	Budget FYE 2019	FYE 2020	FYE 2021	FYE 2022	FYE 2023	FYE 2024	Beyond 5 Years
031-9356-462.62-01	Design	1,424,000								1,424,000
031-9356-462.60-01	ROW	1,158,000								1,158,000
031-9356-462.67-01	Utilities	0								
031-9356-462.61-01	Const	23,059,000								23,059,000
		0								
		0								
	Total	25,641,000	0	0	0	0	0	0	0	25,641,000

OPERATING IMPACT:

moderate	Water Fnd	new line will require maintenance
----------	-----------	-----------------------------------

STATUS & COMMENTS:

This assumes all costs to be borne by City of Norman rather than shared by other COMCD members: Del City and Midwest City. Raw Water line cost estimates prepared in 2007 by Garver Engineers are increased 2.5% per year to account for inflation; design and ROW assumed to be completed in FYE23 and with construction in FYE24. Completion of a terminal reservoir could delay or shorten the length of the second phase of raw water line construction. Project moved back to FYE2023.

TOTAL PROJECT BUDGET BY FUND SOURCE AND PURPOSE:

Purpose	Fnd 31	Total
Design	1,424,000	1,424,000
ROW	1,158,000	1,158,000
Utilities	0	0
Const.	23,059,000	23,059,000
Materials	0	0
Total	25,641,000	25,641,000
Reimbursable Account?	no	

THIS PROJECT NEEDS ASSISTANCE FROM:

Bldg Maint	
IT	
Pub Wks	
Utilities	
Parks	
Other	

Last Update 2/8/19

ANNUAL BUDGET

CITY OF NORMAN

<table border="1" style="width: 100%; border-collapse: collapse;"> <tr><td style="width: 150px;">PROJECT TITLE:</td><td>WTP Sludge Disposal Study</td></tr> <tr><td>PROJ. CATEGORY:</td><td>Water Treatment Plant</td></tr> <tr><td>DEPARTMENT:</td><td>Utilities</td></tr> <tr><td>MANAGER:</td><td>Chris Mattingly</td></tr> <tr><td>WARD(s):</td><td>All</td></tr> </table>	PROJECT TITLE:	WTP Sludge Disposal Study	PROJ. CATEGORY:	Water Treatment Plant	DEPARTMENT:	Utilities	MANAGER:	Chris Mattingly	WARD(s):	All	<table border="1" style="width: 100%; border-collapse: collapse;"> <tr><td style="width: 150px;">PROJECT TYPE:</td><td>Water System</td><td>Improv.</td></tr> <tr><td>PROJECT NUMBER:</td><td colspan="2">WA</td></tr> <tr><td>ACCOUNT NUMBER:</td><td colspan="2"></td></tr> <tr><td>BEGIN & END DATES:</td><td>7/1/20</td><td>to</td><td>6/30/30</td></tr> <tr><td>LIFE EXPECTANCY:</td><td colspan="3">20 yrs</td></tr> </table>	PROJECT TYPE:	Water System	Improv.	PROJECT NUMBER:	WA		ACCOUNT NUMBER:			BEGIN & END DATES:	7/1/20	to	6/30/30	LIFE EXPECTANCY:	20 yrs		
PROJECT TITLE:	WTP Sludge Disposal Study																											
PROJ. CATEGORY:	Water Treatment Plant																											
DEPARTMENT:	Utilities																											
MANAGER:	Chris Mattingly																											
WARD(s):	All																											
PROJECT TYPE:	Water System	Improv.																										
PROJECT NUMBER:	WA																											
ACCOUNT NUMBER:																												
BEGIN & END DATES:	7/1/20	to	6/30/30																									
LIFE EXPECTANCY:	20 yrs																											

DETAILED PROJECT DESCRIPTION:

This engineering study and report will review the capacity of the existing sludge storage lagoons at the WTP and Hall Park disposal site, and estimate the remaining life of these facilities. The project will review alternative processes for sludge handling/dewatering and potential methods for sludge disposal or reuse. Alternative sites for sludge disposal will be examined. Future costs for sludge handling/dewatering and off-site acquisition costs are estimated but are beyond the current 5-Year CIP.

EXPENDITURE SCHEDULE through CITY Accounts by FY

Account Number	Cost Element	TOTAL ALL FISCAL YRS	Actual Prior Years	Budget FYE 2019	FYE 2020	FYE 2021	FYE 2022	FYE 2023	FYE 2024	Beyond 5 Years
6201	Design	100,000				100,000				
6001	ROW	1,000,000								1,000,000
6701	Utilities	0								
6101	Const	1,000,000								1,000,000
6301	Matls	0								
		0								
	Total	2,100,000	0	0	0	100,000	0	0	0	2,000,000

OPERATING IMPACT:

high

Water Fnd

maintain asset

STATUS & COMMENTS:

The current site for residual disposal is projected to be full in 20 years. Residual disposal is a daily, on-going, critical part of the treatment process. An Emergency Operations Center and a new Operation Center for the Line Maintenance Division are being constructed on sites where the Division currently buries residual waste. It is expected the Division will get pressure from homeowners and city staff when we are hauling sludge because of dirt and dust generated by the work. In addition it will take some time to find and get a new site permitted for disposal. Cost estimates are preliminary and additional study is needed to accurately project future costs.

TOTAL PROJECT BUDGET BY FUND SOURCE AND PURPOSE:

THIS PROJECT NEEDS ASSISTANCE FROM:

Purpose				Total
Design	100,000			100,000
ROW	1,000,000			1,000,000
Utilities	0			0
Const.	1,000,000			1,000,000
Materials	0			0
Total	2,100,000	0	0	2,100,000

Bldg Maint	
IT	
Pub Wks	
Utilities	yes
Parks	
Other	

Reimbursable Account?

Last Update 2/12/19

CITY OF NORMAN

PROJECT TITLE: Well Field Blending at WTP PROJ. CATEGORY: Water Treatment Plant DEPARTMENT: Utilities MANAGER: Chris Mattingly WARD(s): All	PROJECT TYPE: Water System Maint. PROJECT NUMBER: WA0214 ACCOUNT NUMBER: 031-9398-462 BEGIN & END DATES: 7/1/15 to 6/30/25 LIFE EXPECTANCY: 20 yrs
--	--

DETAILED PROJECT DESCRIPTION:

This project considers a portion of our well field as non-potable and assumes non-potable waterlines from approximately 7 southern wells can be blended with treated water from our existing WTP to meet a new Chromium MCL of 10 parts per billion (PPB) and/or other metals of concern by constructing approximately 5 miles of waterline. Projects will be constructed in phases to continue utilization of our existing well field as much as practical.

EXPENDITURE SCHEDULE through CITY Accounts by FY

Account Number	Cost Element	TOTAL ALL FISCAL YRS	Actual Prior Years	Budget FYE 2019	FYE 2020	FYE 2021	FYE 2022	FYE 2023	FYE 2024	Beyond 5 Years
031-9398-462.62-01	Design	523,000		126,000				198,500	198,500	
031-9398-462.61-01	Const	3,036,000		732,000				1,152,000	1,152,000	
031-9398-462.60-01	ROW	266,000		106,000				80,000	80,000	
		0								
		0								
		0								
	Total	3,825,000	0	964,000	0	0	0	1,430,500	1,430,500	0

OPERATING IMPACT: negligible Water Fnd maintain asset

STATUS & COMMENTS:

A potential reduction in the maximum contaminant level (MCL) for Chromium 6 as well as other naturally occurring metals in the Garber Wellington Aquifer, and increasing public concerns, require development of alternatives to reduce levels of these substances. Alternatives being considered vary dependent upon the reduced MCL and range from blending groundwater with surface water, treatment of numerous wells at a new facility, to abandonment of our groundwater supply and replacement from other sources. Cost estimates are preliminary and additional study is needed to accurately project future costs. Prices updated for rural areas from 5 to 8 times pipe diameter. Project moved back to FYE23 due to delays in promulgating new regulations

TOTAL PROJECT BUDGET BY FUND SOURCE AND PURPOSE:

Purpose	Fnd 31	Fed. Aid	Total
Design	523,000		523,000
ROW	266,000		266,000
Utilities			0
Const.	3,036,000		3,036,000
Materials			0
Total	3,825,000	0	3,825,000
Reimbursable Account?			

THIS PROJECT NEEDS ASSISTANCE FROM:

Bldg Maint	
IT	
Pub Wks	
Utilities	
Parks	
Other	

Last Update 2/13/19

ANNUAL BUDGET

CITY OF NORMAN

<table border="1" style="width: 100%; border-collapse: collapse;"> <tr> <td style="width: 15%;">PROJECT TITLE:</td> <td>Blending Chromium to 20 PPB at WTP</td> </tr> <tr> <td>PROJ. CATEGORY:</td> <td>Water Treatment Plant</td> </tr> <tr> <td>DEPARTMENT:</td> <td>Utilities</td> </tr> <tr> <td>MANAGER:</td> <td>Mark Daniels</td> </tr> <tr> <td>WARD(s):</td> <td>All</td> </tr> </table>	PROJECT TITLE:	Blending Chromium to 20 PPB at WTP	PROJ. CATEGORY:	Water Treatment Plant	DEPARTMENT:	Utilities	MANAGER:	Mark Daniels	WARD(s):	All	<table border="1" style="width: 100%; border-collapse: collapse;"> <tr> <td style="width: 15%;">PROJECT TYPE:</td> <td>Water System</td> </tr> <tr> <td>PROJECT NUMBER:</td> <td></td> </tr> <tr> <td>ACCOUNT NUMBER:</td> <td></td> </tr> <tr> <td>BEGIN & END DATES:</td> <td>7/1/11 to 6/30/16</td> </tr> <tr> <td>LIFE EXPECTANCY:</td> <td>20 yrs</td> </tr> </table>	PROJECT TYPE:	Water System	PROJECT NUMBER:		ACCOUNT NUMBER:		BEGIN & END DATES:	7/1/11 to 6/30/16	LIFE EXPECTANCY:	20 yrs
PROJECT TITLE:	Blending Chromium to 20 PPB at WTP																				
PROJ. CATEGORY:	Water Treatment Plant																				
DEPARTMENT:	Utilities																				
MANAGER:	Mark Daniels																				
WARD(s):	All																				
PROJECT TYPE:	Water System																				
PROJECT NUMBER:																					
ACCOUNT NUMBER:																					
BEGIN & END DATES:	7/1/11 to 6/30/16																				
LIFE EXPECTANCY:	20 yrs																				

DETAILED PROJECT DESCRIPTION:

SUBJECT TO FUNDING AVAILABILITY:

This project will consider our well field as non-potable water and assumes a new Chromium MCL of at least 20 parts per billion (PPB) to be promulgated in 2016. Under this scenario, non-potable waterlines from 14 southern wells can be blended with treated water from our existing WTP to meet an MCL of 20 PPB in our distribution system. The non-potable waterline is estimated to total 9 miles at a cost of \$3.8 million. This price per mile includes a 10-foot wide easement, easement acquisition, surveys, design, construction, and site restoration. With an MCL of 20 PPB, a new treatment facility would likely be constructed under a separate project.

EXPENDITURE SCHEDULE through CITY Accounts by FY

Account Number	Cost Element	TOTAL ALL FISCAL YRS	Actual Prior Years	Budget FYE 2019	FYE 2020	FYE 2021	FYE 2022	FYE 2023	FYE 2024	Beyond 5 Years
031-????-462.62-01	Design	580,000	0	0						580,000
031-????-462.61-01	Const	3,360,000	0	0						3,360,000
031-????-462.60-01	ROW	478,000	0	0						478,000
		0								
		0								
		0								
Total		4,418,000	0	0	0	0	0	0	0	4,418,000

OPERATING IMPACT: negligible Water Frnd maintain asset

STATUS & COMMENTS:

A potential reduction in the maximum contaminant level (MCL) for Chromium 6 as well as other naturally occurring metals in the Garber Wellington Aquifer, and increasing public concerns, require development of alternatives to reduce levels of these substances. Alternatives being considered vary dependent upon the reduced MCL and range from blending groundwater with surface water, treatment of numerous wells at a new facility, to abandonment of our groundwater supply and replacement from other sources. Cost estimates are preliminary and additional study is needed to accurately project future costs.

TOTAL PROJECT BUDGET BY FUND SOURCE AND PURPOSE:

THIS PROJECT NEEDS ASSISTANCE FROM:

Purpose	Fnd 31	Fed. Aid	Total
Design	580,000		580,000
ROW	478,000		478,000
Utilities			0
Const.	3,360,000		3,360,000
Materials			0
Total	4,418,000	0	4,418,000
Reimbursable Account?			

Bldg Maint	
IT	
Pub Wks	
Utilities	
Parks	
Other	

Last Update 2/13/19

ANNUAL BUDGET

CITY OF NORMAN

PROJECT TITLE:	WTP: Raw Water Reservoir	PROJECT TYPE:	Water System		Improv.
PROJ. CATEGORY:	Reservoirs	PROJECT NUMBER:	WA		
DEPARTMENT:	Utilities	ACCOUNT NUMBER:	031-9353-462		
MANAGER:	Mark Daniels	BEGIN & END DATES:	7/1/22	to	6/30/25
WARD(s):	5	LIFE EXPECTANCY:	50 years		

DETAILED PROJECT DESCRIPTION:

SUBJECT TO FUNDING AVAILABILITY

This project will allow acquisition of about 215 acres of land for siting and construction of a raw water storage reservoir. The reservoir will tentatively be located about midway between Lake Thunderbird and the water treatment plant. The project will allow about 2 billion gallons of raw water to be stored at the reservoir during low water production periods for later transport to the water plant through a new 48-inch raw water supply line. "Excess or bonus" raw water can be pumped to storage during wet weather periods (when the lake is above flood pool). This water is assumed to not count against Norman's average allocation of 8.34 million gallons per day; thus allowing additional surface water usage without exceeding our allocation.

Reservoir construction will position the City for utilizing reuse water or SE Oklahoma water in the future as well as allow phasing of the new raw water line construction. The reservoir will also provide redundancy as it could allow short-term maintenance of the existing raw water pumping and transmission system.

EXPENDITURE SCHEDULE through CITY Accounts by FY

Account Number	Cost Element	TOTAL ALL FISCAL YRS	Actual Prior Years	Budget FYE 2019	FYE 2020	FYE 2021	FYE 2022	FYE 2023	FYE 2024	Beyond 5 Years
031-9353-462.62-01	Design	3,735,000								3,735,000
031-9353-462.60-01	ROW	1,906,000								1,906,000
031-9353-462.67-01	Utilities	0								
031-9353-462.61-01	Const	19,144,000								19,144,000
		0								
		0								
	Total	24,785,000	0	0	0	0	0	0	0	24,785,000

OPERATING IMPACT:

moderate	Water Fnd	maintenance
----------	-----------	-------------

STATUS & COMMENTS:

Cost data from 2001 Strategic Water Plan, Table TM4-4.

Initial cost estimates prepared in 2000 increased 2.5% per year to account for inflation. Design and construction administration estimated at 20% of construction. Design and land acquisition (ROW) assumed to be initiated in year 2023 with construction beginning the following year.

TOTAL PROJECT BUDGET BY FUND SOURCE AND PURPOSE:

THIS PROJECT NEEDS ASSISTANCE FROM:

Purpose	Fnd 31		Total
Design	3,735,000		3,735,000
ROW	1,906,000		1,906,000
Utilities			0
Const.	19,144,000		19,144,000
Materials			0
Total	24,785,000	0	24,785,000

Bldg Maint	
IT	
Pub Wks	
Utilities	
Parks	
Other	

Reimbursable Account? no

Last Update 2/8/19

ANNUAL BUDGET

CITY OF NORMAN

PROJECT TITLE:	Urban Service Area Waterlines	PROJECT TYPE:	Water System
PROJ. CATEGORY:	Urban Service Area Water	PROJECT NUMBER:	WA Maintenance
DEPARTMENT:	Utilities	ACCOUNT NUMBER:	031-9343-462.
MANAGER:	David Hager	BEGIN & END DATES:	7/1/18 to 6/30/23
WARD(s):	All	LIFE EXPECTANCY:	40-50 years

DETAILED PROJECT DESCRIPTION:

These projects replace cast and ductile iron water mains, water valves, replace and correct fire hydrant spacing in the urban service area. Projects will purchase materials for installation by Division staff. FYE 20: Hunting Horse Tr. WA0340 Wyandotte Way to 1010 Hunting Horse Trail (\$31K); WA0341 Kiowa Way: Hunting Horse Trail to dead-end cul-de-sac (\$29K); WA0342 W. Brooks St.: Berry Rd. to Wylie Rd. (\$103K); WA0343 E. Eufaula St.: S. Porter Ave. to S. Ponca Ave. (\$27K); WA0344 E. Comanche St.: S. Porter Ave. to S. Ponca Ave. (\$36K); WA0345 E. Robinson St. (Griffin Park) (\$16K); FYE 21: Beaumont Dr.: 24th Ave. S. E. to Brandywine Ln. (\$82K); Venture Drive: N. Flood Ave. to N. W. 28th (\$118K); 28th Ave. N. W.: Oklahoma National Guard property to dead end of 28th Ave. N. W. (\$65,000); 1357 12th Ave. N. E.: Replace water main loop around apartment complex (\$39,000); FYE 22: Crest Place: Vanessa Dr. to Dead End of Crest Place (\$104K); Blessing Ct.: Crest Pl. to dead end cul-de-sac (\$16K); Jackson Dr.: Crestland Dr. to Crest Place (\$55K); Morren Dr.: Crestland Dr. to 200' W. of Crest Place (\$66K); Crest Ct.: Morren Dr. to Dead End of cul-de-sac of Crest Ct. (\$21K); Barb Ct.: Morren Dr. to Crestland Dr. (\$31K); FYE 23: Rising Hill Dr.: Madra St. to Lyric St. (\$108K); Sierra St.: Rising Hill Dr. to Lyric St. (\$48K); Lyric St.: Harbor Dr. to Dead End (\$36K); Rose Ct.: Rising Hill Dr. to dead end cul-de-sac (\$12K); 401 12th Ave. S. E.: 12th Ave. S. E. to Triad Village Dr. (\$110K); FYE 24: W. Johnson St.: Jones Ave. to Railroad tracks (\$42K); W. Symmes St.: Flood Ave. to Pickard Ave. (\$25K); Pickard Ave.: Symmes St. to Eufaula St. (\$20K); Americana Ct.: Peters Ave. to end of cul-de-sac (\$25K); Rich St.: Peters Ave. to Crawford Ave. (\$27K).

EXPENDITURE SCHEDULE through CITY Accounts by FY

Account Number	Cost Element	TOTAL ALL FISCAL YRS	Actual Prior Years	Budget FYE 2019	FYE 2020	FYE 2021	FYE 2022	FYE 2023	FYE 2024	Beyond 5 Years
031-9343-462.62-01	Matls	160,000		160,000						
Hunting Horse Trail	Matls	31,000			31,000					
Kiowa Way	Matls	29,000			29,000					
West Brooks Street	Matls	103,000			103,000					
East Eufaula Street	Matls	27,000			27,000					
East Comanche Street	Matls	36,000			36,000					
East Robinson Street	Matls	16,000			16,000					
031-9343-462.62-01	Matls	1,050,000				304,000	293,000	314,000	139,000	
	Total	1,452,000	0	160,000	242,000	304,000	293,000	314,000	139,000	0

OPERATING IMPACT: positive Water Fnd Reduce maintenance costs

STATUS & COMMENTS:

TOTAL PROJECT BUDGET BY FUND SOURCE AND PURPOSE:

Purpose	Fnd 31	Total
Design		0
ROW		0
Utilities		0
Const.		0
Materials	1,452,000	1,452,000
Total	1,452,000	0

Reimbursable Account? no

THIS PROJECT NEEDS ASSISTANCE FROM:

Bldg Maint	no
IT	no
Pub Wks	no
Utilities	yes
Parks	no
Other	no

Last Update 6/14/19

ANNUAL BUDGET

CITY OF NORMAN

PROJECT TITLE:	Water Line Replacement - Hot Soils	PROJECT TYPE:	Water System
PROJ. CATEGORY:	Water Line Replacement	PROJECT NUMBER:	WA Maintenance
DEPARTMENT:	Utilities	ACCOUNT NUMBER:	031-9344-462.
MANAGER:	David Hager	BEGIN & END DATES:	7/1/18 to 6/30/24
WARD(s):	All	LIFE EXPECTANCY:	40-50 years

DETAILED PROJECT DESCRIPTION:

These deteriorated water lines are currently experiencing problems due to corrosive soil conditions. Projects listed need attention now or in the immediate future. Projects will purchase materials for installation by Division staff.
 FYE 20: WA0346 Crail Dr.: 36th Ave. N.W. to Astor Dr. (\$50,000); WA0347 Buckingham Dr.: Brownwood Ln. to Bridgeport Rd. (\$50,000); FYE 21: Madra St.: South Lake Blvd. to Shadow St. (\$38,000); Shadow St.: Madra St. to Rising Hill Dr. (\$42,400); Rising Hill Dr.: Madra St. to Shadow St. (\$19,600); FYE 22: Wind Hill Rd.: High Meadows Dr. to Fairlawn Dr. (\$28,280); Briar Meadow Rd.: High Meadows Dr. to Fairlawn Dr. (\$21,210); High Trail Rd.: High Meadows Dr. to Fairlawn Dr. (\$18,190); Fairlawn Dr.: High Trail Rd. to Wind Hill Rd. (\$32,320); FYE 23: 1149 E. Brooks St.: Hal Ray Dr. to E. Brooks St. (\$100,000); FYE 24: Kingston Rd.: N.E. 12th Ave. to 1304 Kingston Dr. (\$46,000); Park Dr.: W. Main St. to Eufaula St. (\$54,000).

EXPENDITURE SCHEDULE through CITY Accounts by FY

Account Number	Cost Element	TOTAL ALL FISCAL YRS	Actual Prior Years	Budget FYE 2019	FYE 2020	FYE 2021	FYE 2022	FYE 2023	FYE 2024	Beyond 5 Years
031-9344-462.63-01	Matls	100,000		100,000						
Crail Drive	Matls	50,000			50,000					
Buckingham Drive	Matls	50,000			50,000					
	Matls	0								
	Matls	0								
031-9344-462.63-01	Matls	400,000				100,000	100,000	100,000	100,000	
	Total	600,000	0	100,000	100,000	100,000	100,000	100,000	100,000	0

OPERATING IMPACT: less cost Water Fnd Reduce maintenance costs

STATUS & COMMENTS:

TOTAL PROJECT BUDGET BY FUND SOURCE AND PURPOSE:



Purpose	Fnd 31		Total
Design			0
ROW			0
Utilities			0
Const.			0
Materials	600,000		600,000
Total	600,000	0	600,000
Reimbursable Account?	no		

THIS PROJECT NEEDS ASSISTANCE FROM:


Bldg Maint	
IT	
Pub Wks	
Utilities	
Parks	
Other	

Last Update 2/13/19

ANNUAL BUDGET



Veteran's Day Parade and Ceremony



Water Reclamation Fund

CAPITAL IMPROVEMENTS PLAN
WATER RECLAMATION FUND – 32

ASSUMPTIONS

1. Primary factors affecting project selection and priorities include:
 - Compliance with EPA administrative orders,
 - Relative impact on other parts of the sanitary sewerage system,
 - Maintenance history and service calls,
 - Inspections,
 - Wastewater Master Plan recommendations,
 - Accessibility,
 - Relative location downstream or upstream in the system, and
 - Coordination with nearby infrastructure projects.
2. Fund 32 is the Norman Utilities Authority Wastewater Reclamation Facility Fund that accounts for revenues associated with existing customers and ongoing accounts.
3. A 25 member, Council-appointed, Implementation Committee, will prioritize improvements to both the interceptors and the treatment plant with the assistance of staff. For interceptors, the committee might consider the following factors:
 - Sales tax funded project scope should be appropriate to allow funding on a “pay-as-you-go” basis.
 - Those interceptor segments shown to be most severely overloaded under the existing wastewater loading should be most highly rated. Similarly, those becoming overloaded under an obligated loading would have a higher priority than one becoming overloaded under full build-out. Expressed differently, those interceptors needing only a small increase in capacity to meet full build-out demands would have a higher priority than interceptors needing a large increase in capacity.
 - Downstream interceptor segments should generally be of higher priority than upstream segments. Interceptor projects in separate drainage basins can occur simultaneously as they are not interdependent.
 - Since excise tax funding is expected to lag behind sales tax funding, interceptor segments that are the same size under both the obligated and the full build-out scenarios might be funded first. Generally, this implies the service area is close to being fully developed, or a portion of the existing flow will be diverted to the proposed northern wastewater treatment plant.
 - Parallel interceptors might have a lower priority than a replacement interceptor might since additional rights-of-way may need to be acquired for parallel interceptors. Right-of-way/easement acquisition often delays project start-up.
 - The new interceptors serving existing customers in the Lift Station D service area must be timed to come on-line concurrently with the proposed northern wastewater treatment plant. Design and right-of-way acquisition for these interceptors might have a high priority while construction might be delayed several years.
4. In FYE 2015 Council approved transferring the sewer line maintenance operations out of the Sewer Line Maintenance Fund into the Water Reclamation Fund in order to better track the collection and distribution of the \$5 per month sewer maintenance fee.
5. New funding for 6 projects is proposed in FYE20 totaling \$4,179,000.

Water Reclamation Fund Summary Fund 32

	FYE 18 ACTUAL	FYE 19 BUDGET	FYE 19 ESTIMATED	FYE 20 PROJECTED	FYE 21 PROJECTED	FYE 22 PROJECTED	FYE 23 PROJECTED	FYE 24 PROJECTED
1 Beginning Fund Balance	\$ 823,400	\$ 7,483,574	\$ 6,451,051	\$ 7,825,920	\$ 6,463,749	\$ 5,438,855	\$ 8,644,714	\$ 10,164,431
2								
3 Operating Revenues:								
4 Enterprise Fund Fees/Chgs	\$ 11,353,547	\$ 11,793,231	\$ 11,793,231	\$ 12,029,095	\$ 12,269,677	\$ 12,516,071	\$ 12,785,372	\$ 13,020,880
5 Sewer Replacement Charge	98	-	-	-	-	-	-	-
6 Capital Improvement Charge	877,513	808,000	808,000	816,080	824,241	832,483	840,808	849,216
7								
8 Total Operating Revenues	\$ 12,231,158	\$ 12,601,231	\$ 12,601,231	\$ 12,845,175	\$ 13,093,918	\$ 13,347,554	\$ 13,626,180	\$ 13,869,896
9								
10 Operating Expenditures:								
11 Salaries and Benefits	\$ 3,156,881	\$ 3,342,024	\$ 3,342,024	\$ 3,570,057	\$ 3,748,580	\$ 3,935,988	\$ 4,132,787	\$ 4,339,427
12 Supplies and Materials	459,849	602,700	575,799	604,785	610,813	616,921	623,090	629,321
13 Services and Maintenance	1,284,855	1,487,262	1,682,933	1,487,711	1,502,588	1,517,614	1,532,790	1,548,118
14 Internal Services	133,232	145,958	145,958	148,180	151,123	154,148	157,229	160,373
15 Cost Allocations	2,020,251	1,777,875	1,777,875	1,891,828	1,910,748	1,929,854	1,949,152	1,968,644
16 Employee Turnover Savings	-	(60,130)	(50,130)	(53,551)	(56,228)	(59,040)	(61,992)	(65,091)
17								
18 Total Operating Expenditures	\$ 7,054,688	\$ 7,305,889	\$ 7,454,459	\$ 7,648,970	\$ 7,867,602	\$ 8,095,482	\$ 8,333,056	\$ 8,560,791
19								
20 Net Operating Revenue	\$ 5,176,488	\$ 5,295,542	\$ 5,146,772	\$ 5,196,205	\$ 5,226,316	\$ 5,252,072	\$ 5,273,124	\$ 5,289,105
21								
22 Other Revenues:								
23 Interest Income	\$ (45,300)	\$ 50,000	\$ 50,000	\$ 50,000	\$ 50,000	\$ 50,000	\$ 50,000	\$ 50,000
24 Bond Proceeds/Grant Reimb.	5,130,308	-	4,862,887	-	-	-	-	-
25 Misc. Revenue/Cost Allocation	7,604	503,431	503,431	521,558	528,774	532,041	537,382	542,735
26 VF Transf - Haltpark (capacity)	-	-	-	-	-	-	-	-
27 VF Transf - Sanitation	-	-	-	-	-	-	-	-
28 VF Transf - General Fund	-	-	-	-	-	-	-	-
29 VF Transf - Sewer Sales Tax Fund 323	-	-	-	-	-	-	-	-
30								
31 Total Other Revenues	\$ 5,092,612	\$ 553,431	\$ 5,406,298	\$ 571,558	\$ 578,774	\$ 582,041	\$ 587,382	\$ 592,735
32								
33								
34 Other Expenditures:								
35 Audit Accruals/Adjustments	\$ (1,813,448)	-	-	-	-	-	-	-
36 Debt Service-99 SRF Note	251,865	252,798	252,798	127,177	-	-	-	-
37 Debt Service-14 SRF Note	2,158,391	2,380,809	2,380,809	1,870,450	2,002,500	2,002,500	2,002,500	2,002,500
38 Debt Service - 15 Rev. Bonds	273,509	248,997	248,997	128,832	-	-	-	-
39 Capital Projects	2,888,470	2,317,900	5,117,043	4,179,000	4,212,000	-	1,700,000	1,741,000
40 Capital Equipment	268,993	600,843	608,894	223,020	-	-	-	-
41 VF Transf - General Fund (Dev. Engineer)	-	-	-	-	-	-	-	-
42 VF Transf - Sewer Maint Fund 321	-	-	-	-	-	-	-	-
43 VF Transf - Sewer Sales Tax Fund 323	-	-	-	-	-	-	-	-
44 VF Transf - Haltpark	-	-	-	-	-	-	-	-
45 VF Transf - General Fund	587,877	589,682	589,682	601,455	613,484	626,764	638,289	651,034
46 VF Transf - General Fund - Meter Svs	48,000	-	-	-	-	-	-	-
47								
48 Total Other Expenditures	\$ 4,841,449	\$ 6,371,007	\$ 9,178,201	\$ 7,129,934	\$ 6,827,984	\$ 2,628,254	\$ 4,340,769	\$ 4,394,534
49								
47 Net Revenues (Expenditures)	\$ 6,827,651	\$ (522,034)	\$ 1,374,869	\$ (1,382,171)	\$ (1,024,894)	\$ 3,205,859	\$ 1,519,717	\$ 1,487,306
48								
49 Ending Fund Balance	\$ 6,451,051	\$ 6,841,540	\$ 7,825,920	\$ 6,463,749	\$ 5,438,855	\$ 8,644,714	\$ 10,164,431	\$ 11,851,737
50								
51 Reserves								
52 Reserve for Encumbrances	\$ 776,825	\$ -	\$ -	\$ -	\$ -	\$ -	\$ -	\$ -
53 Reserve for Operations	584,373	584,455	596,357	611,918	629,408	647,839	666,845	686,463
54 Reserve for Capital	2,366,400	2,522,750	2,386,400	1,913,250	1,147,000	1,720,500	1,741,000	1,741,000
55 Reserve (Deficit) Surplus	2,743,853	3,834,335	4,863,163	3,936,581	3,662,447	6,278,575	7,766,788	9,224,274
56								
57 Total Reserves	\$ 6,451,051	\$ 6,941,540	\$ 7,825,920	\$ 6,463,749	\$ 5,438,855	\$ 8,644,714	\$ 10,164,431	\$ 11,851,737

Water Reclamation Fund Project Table Fund 32

Pg #	Acct No	Project Number	Project Name	FYE 2019 Budget	FYE 2019 Estimate	FYE 2020	FYE 2021	FYE 2022	FYE 2023	FYE 2024	BEYOND 5 YEARS
EXPENDITURES											
		032-9911-432	WW0052 WRF SCADA Improvements	247,665	247,665	0	0	0	0	0	0
		032-9911-432	WW0058 WWTP Effluent Re-Use at Compost Facility	280,759	280,759	0	0	0	0	0	0
73		032-9048-432	WW0065 South WRF Phase 2 Improvements	693,398	693,398	10,000	0	0	0	0	0
		032-9911-432	WW0169 WRF South Digester Boiler Replacement	68,449	0	0	0	0	0	0	0
74		032-9911-432	WW0170 WRF Land Purchase 20 acres	200,000	200,000	450,000	0	0	0	0	0
		032-9911-432	WW0171 WRF Primary Sludge Thickener	33,097	0	0	0	0	0	0	0
75		032-9391-432	WW0205 WRF Non-Potable Reuse System	1,008,800	1,008,800	0	3,174,000	0	0	0	0
		032-9048-432	WW0278 Summit Valley Interceptor	363,600	363,600	0	0	0	0	0	0
		032-9911-432	WW0309 WRF Grit Classifier-Replacement	16,784	0	0	0	0	0	0	0
		032-9911-432	WW0310 WRF New Grit Classifier	13,124	0	0	0	0	0	0	0
		032-9911-432	WW0311 WRF Gen Access Platforms	193,000	0	0	0	0	0	0	0
76	032-	WW	Brookhaven Creek Interceptors	0	0	0	0	0	0	0	0
77	032-9521-432	WW0329	Line Maintenance Building (match)	115,000	115,000	1,565,000	0	0	0	0	655,400
78	032-	WW	South WRF Phase 3 Improvements (match)	0	0	0	0	0	0	0	0
79	032-	WW	Westside Lift Station Roof Replacement	0	0	0	0	0	1,700,000	1,700,000	85,100,000
80	032-	WW	WRF Blower Building Roof Replacement	0	0	0	117,000	0	0	41,000	0
		032-9363-432	WW0312 Sludge Co-Composting	1,242,000	1,242,000	0	0	0	0	0	0
81	032-	WW	WRF Digester Gas Storage/Co-Generation	0	0	0	0	0	0	0	0
82	032-9911-432	WW0173	WRF Environmental Services Roof Replacement	53,000	0	53,000	0	0	0	0	14,091,000
83	032-	WW0010	WRF Math Control Building Lower Roof Replacement	0	0	0	0	0	0	0	0
84	032-9048-432	WW0317	WRF Re-Use Pilot Study	258,000	258,000	1,576,000	921,000	0	0	0	360,000
		032-9911-432	WW0318 WRF Storage Building	195,500	195,500	0	0	0	0	0	0
85	032-9911-432	WW0319	WRF Septage Receiving Station	75,000	75,000	525,000	0	0	0	0	0
TOTAL WATER RECLAMATION FUND 32 PROJECTS				\$5,277,177	\$4,876,723	\$4,179,000	\$4,212,000	\$0	\$1,700,000	\$1,741,000	\$100,208,400

* closed

- means unused funds to be returned to fund balance at end of fiscal year.

CITY OF NORMAN

PROJECT TITLE:	Phase 2 South WRF Improvements	PROJECT TYPE:	Wastewater System	Improv.
PROJ. CATEGORY:	WRF Systems	PROJECT NUMBER:	WW0065	
DEPARTMENT:	Utilities	ACCOUNT NUMBER:	032, 322, 323	
MANAGER:	Mark Daniels	BEGIN & END DATES:	7/1/11	to 6/30/18
WARD(s):	7	LIFE EXPECTANCY:	20 to 50 years	

DETAILED PROJECT DESCRIPTION:

The Wastewater Master Plan (WWMP) adopted in 2001 recommended expansion of the South Water Reclamation Facility (WRF) to 17 MGD and construction of a new 4.5 MGD North WRF. The citizens of Norman approved a 5-year sales tax to fund current needs (Fund 323) and an ongoing excise tax on new development to fund future needs (Fund 322).

The Phase 2 WRF Improvements include UV disinfection facilities as well as headworks screening improvements, influent flow splitting and measurement, renovation of existing primary clarifiers, three new aeration basins, replacement of diffusers in three existing aeration basins; additional blowers in the existing blower building, two new secondary clarifiers with new RAS/WAS pump station, a new post aeration facility, a new 66-inch outfall line, conversion of an existing secondary digester to a primary digester, two new thickening centrifuges, associated yard piping, electrical and instrumentation improvements.

EXPENDITURE SCHEDULE through CITY Accounts by FY

Account Number	Cost Element	TOTAL ALL FISCAL YRS	Actual Prior Years	Budget FYE 2019	FYE 2020	FYE 2021	FYE 2022	FYE 2023	FYE 2024	Beyond 5 Years
032-9048-432.62-01	Design	5,946,923	5,790,903	156,020						
322-9048-432.62-01	Design	4,267,499	4,161,401	106,098						
323-9048-432.62-01	Design	219,979	219,979	0						
032-9048-432.61-01	Const	23,986,964	23,239,594	737,370	10,000					
322-9048-432.61-01	Const	20,483,138	20,071,144	411,994						
323-9048-432.61-01	Const	6,210,370	6,210,370	0						
	Subtotal Fund 32	29,933,887	29,030,497	893,390	10,000	0	0	0	0	0
	Subtotal Fund 322	24,750,637	24,232,545	518,092	0	0	0	0	0	0
	Subtotal Fund 323	6,430,349	6,430,349	0	0	0	0	0	0	0
	Total	61,114,873	59,693,391	1,411,482	10,000	0	0	0	0	0

OPERATING IMPACT:

moderate Wstwr Fnd higher power costs to operate activated sludge basins and disinfection, reduced manpower and mainten

STATUS & COMMENTS:

Archer Western Construction began work in June 2014 and the Phase 1 work was complete in November 2015 while the Phase 2 work was complete in May 2017. Phase 2 Maintenance Improvements were complete in January 2018.

New work to replace approximately 15 remaining deteriorated steel metal doors with fiberglass doors; paint and perform miscellaneous repairs at the existing Blower Building, the existing Westside Lift Station, the Main Control Building Garage and the South Digester Floating Cover; and install building identification signage on all 17 buildings as required for identification in emergency situations.

TOTAL PROJECT BUDGET BY FUND SOURCE AND PURPOSE:

THIS PROJECT NEEDS ASSISTANCE FROM:

Purpose	Fnd 322	Fnd 323	Fnd 32	Total
Design	4,267,499	219,979	5,946,923	10,434,401
ROW				0
Utilities				0
Const.	20,483,138	6,210,370	23,986,964	50,680,472
Materials				0
Total	24,750,637	6,430,349	29,933,887	61,114,873

Bldg Maint	
IT	
Pub Wks	
Utilities	
Parks	
Other	

Reimbursable Account? no no no

Last Update 2/8/19

ANNUAL BUDGET

CITY OF NORMAN

<table border="1" style="width: 100%; border-collapse: collapse;"> <tr> <td style="width: 150px;">PROJECT TITLE:</td> <td>WRF: Land Purchase</td> </tr> <tr> <td>PROJ. CATEGORY:</td> <td>Wastewater Improvements</td> </tr> <tr> <td>DEPARTMENT:</td> <td>Utilities</td> </tr> <tr> <td>MANAGER:</td> <td>Mark Daniels</td> </tr> <tr> <td>WARD(s):</td> <td>7</td> </tr> </table>	PROJECT TITLE:	WRF: Land Purchase	PROJ. CATEGORY:	Wastewater Improvements	DEPARTMENT:	Utilities	MANAGER:	Mark Daniels	WARD(s):	7	<table border="1" style="width: 100%; border-collapse: collapse;"> <tr> <td style="width: 150px;">PROJECT TYPE:</td> <td>Wastewater System</td> <td>Improv.</td> </tr> <tr> <td>PROJECT NUMBER:</td> <td colspan="2">WW0170</td> </tr> <tr> <td>ACCOUNT NUMBER:</td> <td colspan="2">032-9911-432</td> </tr> <tr> <td>BEGIN & END DATES:</td> <td>7/1/15</td> <td>to 6/30/18</td> </tr> <tr> <td>LIFE EXPECTANCY:</td> <td colspan="2"></td> </tr> </table>	PROJECT TYPE:	Wastewater System	Improv.	PROJECT NUMBER:	WW0170		ACCOUNT NUMBER:	032-9911-432		BEGIN & END DATES:	7/1/15	to 6/30/18	LIFE EXPECTANCY:		
PROJECT TITLE:	WRF: Land Purchase																									
PROJ. CATEGORY:	Wastewater Improvements																									
DEPARTMENT:	Utilities																									
MANAGER:	Mark Daniels																									
WARD(s):	7																									
PROJECT TYPE:	Wastewater System	Improv.																								
PROJECT NUMBER:	WW0170																									
ACCOUNT NUMBER:	032-9911-432																									
BEGIN & END DATES:	7/1/15	to 6/30/18																								
LIFE EXPECTANCY:																										

DETAILED PROJECT DESCRIPTION:

The project would allow the purchase of a 20 acre tract south and east of the existing WRF property and north of the compost facility; it is formerly known as the Naturalizer property. Project is amended to include potential purchase of the Potts Farm where treated wastewater sludge is land applied for beneficial reuse. 147 acres of the 468 acre parcel is for sale; cost estimated at \$3000 per acre. Land purchase will eliminate annual lease payments to the Potts Family and secure sites for land application.

EXPENDITURE SCHEDULE through CITY Accounts by FY

Account Number	Cost Element	TOTAL ALL FISCAL YRS	Actual Prior Years	Budget FYE 2019	FYE 2020	FYE 2021	FYE 2022	FYE 2023	FYE 2024	Beyond 5 Years
032-9911-432-6101	Const	0		0						
032-9911-432-6201	Design	0		0						
032-9911-432-6001	ROW	650,000		200,000	450,000					
		0		0						
		0								
		0								
	Total	650,000	0	200,000	450,000	0	0	0	0	0

OPERATING IMPACT: >\$10k more Wstwr Fnd demolition of existing structures likely

STATUS & COMMENTS:

Site has been purchased by others; will continue to investigate purchase in FYE20

TOTAL PROJECT BUDGET BY FUND SOURCE AND PURPOSE:

THIS PROJECT NEEDS ASSISTANCE FROM:

Purpose	Fnd 32			Total
Design	0			0
ROW				0
Utilities				0
Const.	650,000			650,000
Materials				0
Total	650,000	0	0	650,000

Bldg Maint	
IT	
Pub Wks	
Utilities	
Parks	
Other	

Reimbursable Account? no

Last Update 2/8/19

CITY OF NORMAN

PROJECT TITLE:	WRF Non-Potable Reuse System	PROJECT TYPE:	Wastewater System	Improv.
PROJ. CATEGORY:	Non Potable Water System	PROJECT NUMBER:	WW0205	
DEPARTMENT:	Utilities	ACCOUNT NUMBER:	32	
MANAGER:	Mark Daniels	BEGIN & END DATES:	07/01/14	to 06/30/20
WARD(s):	7 5	LIFE EXPECTANCY:	20 years	

DETAILED PROJECT DESCRIPTION:

A non-potable water system to allow reuse of treated effluent for wash down of equipment and irrigation of the WRF site was completed in 2011. Chlorinated wastewater effluent may also be used for irrigation purposes offsite and can be cost effective when high volume users located near the WRF are willing to utilize the wastewater. Non-potable reuse can significantly reduce peak summertime water demand and delay the need for expensive water supply projects. Reuse will also reduce the amount of pollutants discharged to the Canadian River.

It is proposed to construct a reuse line from the WRF along Cedar Lane to 12th NE, 24th NE, to Imhoff & 24th Ave. SE and serve major industrial users along the route. A second phase could deliver reuse water to the Trails Golf Course near Berry Road and Highway 9.

EXPENDITURE SCHEDULE through CITY Accounts by FY

Account Number	Cost Element	TOTAL ALL FISCAL YRS	Actual Prior Years	Budget FYE 2019	FYE 2020	FYE 2021	FYE 2022	FYE 2023	FYE 2024	Beyond 5 Years
032-9394-432.62-01	Design	535,000		315,000		220,000				
032-9394-432.61-01	Const	3,391,800		508,800		2,883,000				
032-9394-432.60-01	ROW	256,000		185,000		71,000				
		0								
		0								
		0								
Total		4,182,800	0	1,008,800	0	3,174,000	0	0	0	0

OPERATING IMPACT:

positive

Wstwr Fnd

 reduced use of potable water for irrigation

STATUS & COMMENTS:

NUA will be installing 24-inch Segment D Waterline along Jenkins between Timberdell and Hwy 9 in Summer 2018. Non-potable treated effluent reuse pipeline for irrigation purposes is ultimately proposed between WRF and Lindsey Water tower/Duck pond area. Additional \$510K funding in FYE19 will allow installation of a parallel 16-inch or 20-inch diameter reuse water line at same time as potable waterline; pipe will be temporarily capped until remainder of system can be designed and constructed. Due to higher priority to reuse treated effluent by augmenting Lake Thunderbird, irrigation project delayed until FYE21; inflate costs at 2.5% from 2009

TOTAL PROJECT BUDGET BY FUND SOURCE AND PURPOSE:

THIS PROJECT NEEDS ASSISTANCE FROM:

Purpose	Fnd 32			Total
Design	535,000			535,000
ROW	256,000			256,000
Utilities				0
Const.	3,391,800			3,391,800
Materials				0
Total	4,182,800	0	0	4,182,800
Reimbursable Account?	no			

Bldg Maint	
IT	
Pub Wks	
Utilities	
Parks	
Other	

Last Update 2/6/19

ANNUAL BUDGET

CITY OF NORMAN

PROJECT TITLE:	Brookhaven Creek Interceptor Replacements	PROJECT TYPE:	Wastewater System
PROJ. CATEGORY:	Wastewater Collection System	PROJECT NUMBER:	WW
DEPARTMENT:	Utilities	ACCOUNT NUMBER:	032/322
MANAGER:	Mark Daniels	BEGIN & END DATES:	7/1/30 to 6/30/35
WARD(s):		LIFE EXPECTANCY:	50 years

DETAILED PROJECT DESCRIPTION:

Under the Wastewater Flow Monitoring project (WW0042), HDR Engineering completed city-wide flow monitoring and wastewater modeling to simulate the affect a 5-year 4-hour design storm on the existing collection system. Thirty-two flow meters and ten rain gauges utilized to collect dry and wet weather flow data and project wastewater loading under full buildout of the 2025 Land Use Plan. Capacity analysis report recommended improvements necessary to prevent overflow during the design storm at full buildout.

Approximately 6,600 feet of sewer lines in the Brookhaven Creek wastewater basin (Table 4-3) may need improvement over the next 10 to 30 years; improvements are delayed at this time since sewer system overflows are very infrequent at this time and since ongoing sewer replacements under the Sewer Maintenance Plan may continue to decrease infiltration and inflow into the collection system.

EXPENDITURE SCHEDULE through CITY Accounts by FY

Account Number	Cost Element	TOTAL ALL FISCAL YRS	Actual Prior Years	Budget FYE 2019	FYE 2020	FYE 2021	FYE 2022	FYE 2023	FYE 2024	Beyond 5 Years
032.xxxx.432-62.01	Design	82,400								82,400
032.xxxx.432-60.01	ROW	24,500								24,500
032.xxxx.432-61.01	Const	548,500								548,500
322.xxxx.432-62.01	Design	136,600								136,600
322.xxxx.432-60.01	ROW	40,500								40,500
322.xxxx.432-61.01	Const	909,500								909,500
Total		1,742,000	0	0	0	0	0	0	0	1,742,000

OPERATING IMPACT:

slight	Wstwr Fnd	reduced infiltration and inflow, reduced probability of overflow and DEQ fines
--------	-----------	--

STATUS & COMMENTS:

HDR 2014 construction cost estimate is \$1.09M. Future construction cost assumes 2.5% annual increase in construction costs through assumed start date of 2030 to inflated cost of \$1.29M.

TOTAL PROJECT BUDGET BY FUND SOURCE AND PURPOSE:

Purpose	Fnd 32	Fnd 322	Total
Design	82,400	136,600	219,000
ROW	24,500	40,500	65,000
Utilities			0
Const.	548,500	909,500	1,458,000
Materials			0
Total	655,400	1,086,600	1,742,000
Reimbursable Account?			

THIS PROJECT NEEDS ASSISTANCE FROM:

Bldg Maint	
IT	
Pub Wks	
Utilities	
Parks	
Other	

Last Update 2/4/19

ANNUAL BUDGET

CITY OF NORMAN

PROJECT TITLE:	New Building for Line Maintenance	PROJECT TYPE:	Water System	Improv.
PROJ. CATEGORY:	Bldgs & Gnds	PROJECT NUMBER:		
DEPARTMENT:	Utilities	ACCOUNT NUMBER:		
MANAGER:	David Hager	BEGIN & END DATES:	7/1/18	to 6/30/21
WARD(s):	All	LIFE EXPECTANCY:	10 years	

DETAILED PROJECT DESCRIPTION:

The Line Maintenance Division consisting of administrative staff, and water and sewer line maintenance sections are located on the North Base property; they are housed adjacent to the Fleet offices and vehicle servicing areas. The existing 11,000 SF building area housing administrative offices, the employee breakroom, fire hydrant/meter repair area as well as a storage area for numerous water and sewer line repair parts, replacement meters/firehydrants, etc. A separate building is provided for pump repair parts and a work area for pump repairs and testing. This CIP assumes construction of a new 20,000 SF facility and appurtenances NW of the water treatment plant at an estimated cost of \$100 per square foot (SF) with design estimated at 10% of the building cost.

EXPENDITURE SCHEDULE through CITY Accounts by FY

Account Number	Cost Element	TOTAL ALL FISCAL YRS	Actual Prior Years	Budget FYE 2019	FYE 2020	FYE 2021	FYE 2022	FYE 2023	FYE 2024	Beyond 5 Years
031-xxxx-462.62-01	Design	150,000		115,000	35,000					
031-xxxx-462.60-01	ROW	0								
031-xxxx-462.61-01	Const	1,530,000			1,530,000					
032-xxxx-462.62-01	Design	150,000		115,000	35,000					
032-xxxx-462.60-01	ROW	0								
032-xxxx-462.61-01	Const	1,530,000			1,530,000					
	WA Total	1,680,000	0	115,000	1,565,000	0	0	0	0	0
	WW Total	1,680,000	0	115,000	1,565,000	0	0	0	0	0

OPERATING IMPACT: slight Water Fnd

STATUS & COMMENTS:

Funding is proposed to be split 50%/50% between the Water Fund 031 and the Water Reclamation Fund 032.
 Building prices increased to reflect recent bid pricing; increase estimated construction from \$2.29M to \$3.06M

TOTAL PROJECT BUDGET BY FUND SOURCE AND PURPOSE:

THIS PROJECT NEEDS ASSISTANCE FROM:

Purpose	Fnd 31	Fnd 32		Total
Design	150,000	150,000		300,000
ROW	0	0		0
Utilities	1,530,000	1,530,000		3,060,000
Const.				0
Materials				0
Total	1,680,000	1,680,000	0	3,360,000

Bldg Maint	
IT	
Pub Wks	
Utilities	
Parks	
Other	

Reimbursable Account? no

Last Update 2/4/19

CITY OF NORMAN

PROJECT TITLE:	South WRF Phase 3 BNR Improvements	PROJECT TYPE:	Wastewater System	Improv.
PROJ. CATEGORY:	Wastewater Improvements	PROJECT NUMBER:	WW	
DEPARTMENT:	Utilities	ACCOUNT NUMBER:	032/323-9048-432	
MANAGER:	Mark Daniels	BEGIN & END DATES:	7/1/19	to 6/30/24
WARD(s):	All	LIFE EXPECTANCY:	50 years	

DETAILED PROJECT DESCRIPTION:

The Wastewater Master Plan recommended expansion of the South WRF to 17 MGD. The engineering report for the South WRF Improvements identified the Phase 2 Improvements as well as anticipated improvements necessary to upgrade treatment processes to improve effluent quality and possibly allow indirect potable reuse. It is assumed the Phase 2 South WRF improvements are in place prior to this project. The Phase 3 improvements will likely include the addition of biological nutrient removal (BNR) to reduce phosphorus and nitrogen and an effluent pump station followed by filtration to further reduce solids. This phase would be required if our effluent discharge permit is made more stringent or if reuse of highly treated effluent for water supply use is implemented. It is assumed that DEQ regulations allowing indirect reuse will become effective in 2020.

EXPENDITURE SCHEDULE through CITY Accounts by FY

Account Number	Cost Element	TOTAL ALL FISCAL YRS	Actual Prior Years	Budget FYE 2019	FYE 2020	FYE 2021	FYE 2022	FYE 2023	FYE 2024	Beyond 5 Years
322-6201	Design	3,800,000						380,000	380,000	3,040,000
032-6201	Design	17,000,000						1,700,000	1,700,000	13,600,000
322-6001	ROW	0								0
032-6001	ROW	0								0
322-6101	Const	13,000,000								13,000,000
032-6101	Const	71,500,000								71,500,000
	Fund 32 Total	88,500,000	0	0	0	0	0	1,700,000	1,700,000	85,100,000
	Fund 322 Total	16,800,000	0	0	0	0	0	380,000	380,000	16,040,000
	Total	105,300,000	0	0	0	0	0	2,080,000	2,080,000	101,140,000

OPERATING IMPACT:

high Wstwr Fnd higher power costs to operate BNR basins and effluent pump station

STATUS & COMMENTS:

Project costs originally taken from the Phase 2 WRF Expansion engineering report dated November 2011. Costs were updated in a 2015 report to the COMCD regarding augmentation with 15 MGD of effluent to Lake Thunderbird. Construction of effluent pipeline to Dave Blue Creek and BNR treatment reduce turbidity, phosphorus and nitrogen to typical augmentation levels are included and inflated to 2023. Design and inspection is based on 20% of total construction cost. The revised cost estimate shown above assumes the following:

- Design of the WRF BNR expansion is initiated in FYE23 while construction is initiated in FYE26.
- Cost sharing for the filtration design & construction is 18%/82% (excise tax/wastewater fund) based on the obligated flow of 13.9 MGD and the design flow of 17.0 MGD; $13.9/17.0 = 81.8\%$. The citizens of Norman approved an ongoing sewer excise tax (SET) on new development to fund future needs (Fund 322) while the wastewater fund (032) is assumed to pay for existing or obligated needs. Project is moved back one year so design would be initiated in FYE23; costs are inflated 2.5%.

TOTAL PROJECT BUDGET BY FUND SOURCE AND PURPOSE:

THIS PROJECT NEEDS ASSISTANCE FROM:

Purpose	Fnd 322	Fnd 32		Total
Design	3,800,000	17,000,000		20,800,000
ROW	0	0		0
Utilities				0
Const.	13,000,000	71,500,000		84,500,000
Materials				0
Total	16,800,000	88,500,000	0	105,300,000
Reimbursable Account?	no	no		

Bldg Maint	
IT	yes
Pub Wks	
Utilities	
Parks	
Other	

Last Update 2/4/19

ANNUAL BUDGET

CITY OF NORMAN

PROJECT TITLE: Westside Lift Station Roof Replacement PROJ. CATEGORY: DEPARTMENT: Utilities/Wastewater Treatment MANAGER: Steve Hardeman WARD(s): 7	PROJECT TYPE: Bldgs & Gnds Maint. PROJECT NUMBER: WW00 ACCOUNT NUMBER: 32 BEGIN & END DATES: 07/01/23 to 06/30/24 LIFE EXPECTANCY: 20 Years
---	--

DETAILED PROJECT DESCRIPTION:

Westside Lift Station roof originally installed under WW0166 in 2004.

EXPENDITURE SCHEDULE through CITY Accounts by FY

Account Number	Cost Element	TOTAL ALL FISCAL YRS	Actual Prior Years	Budget FYE 2019	FYE 2020	FYE 2021	FYE 2022	FYE 2023	FYE 2024	Beyond 5 Years
32	Design	4,000							4,000	
32	Const	37,000							37,000	
		0								
		0								
		0								
		0								
	Total	41,000	0	0	0	0	0	0	41,000	0

OPERATING IMPACT:

moderate Wstwr Fnd

STATUS & COMMENTS:

Recommended by Building Maintenance for replacement in 2017; moved back to 2024. Cost data is inflated 2.5% per year from original estimate in 2009.

TOTAL PROJECT BUDGET BY FUND SOURCE AND PURPOSE:

Purpose	Fnd 32		Total
Design	4,000		4,000
ROW			0
Utilities			0
Const.	37,000		37,000
Materials			0
Total	41,000	0	41,000

THIS PROJECT NEEDS ASSISTANCE FROM:

Bldg Maint	
IT	
Pub Wks	
Utilities	
Parks	
Other	yes

Building Maintenance

Reimbursable Account? no

Last Update 2/8/19

ANNUAL BUDGET

CITY OF NORMAN

PROJECT TITLE: WRF Blower Building Roof Replacement PROJ. CATEGORY: DEPARTMENT: Utilities/Wastewater Treatment MANAGER: Steve Hardeman WARD(s): 7	PROJECT TYPE: Bldgs & Gnds Maint. PROJECT NUMBER: ACCOUNT NUMBER: 32 BEGIN & END DATES: 07/01/18 to 06/30/21 LIFE EXPECTANCY: 20 Years
--	--

DETAILED PROJECT DESCRIPTION:

Original roof on Blower Building installed in 1999 under the Phase I WWTP Expansion.

EXPENDITURE SCHEDULE through CITY Accounts by FY

Account Number	Cost Element	TOTAL ALL FISCAL YRS	Actual Prior Years	Budget FYE 2019	FYE 2020	FYE 2021	FYE 2022	FYE 2023	FYE 2024	Beyond 5 Years
32	Design	12,000				12,000				
32	Const	105,000				105,000				
		0								
		0								
		0								
		0								
	Total	117,000	0	0	0	117,000	0	0	0	0

OPERATING IMPACT: moderate Wstwr Fnd

STATUS & COMMENTS:

Recommended by Building Maintenance for replacement in 2017; moved back to 2021. Cost data is inflated 2.5% per year from original estimate in 2009.

TOTAL PROJECT BUDGET BY FUND SOURCE AND PURPOSE:

THIS PROJECT NEEDS ASSISTANCE FROM:

Purpose	Fnd 32			Total		
Design	12,000			12,000	Bldg Maint	
ROW				0	IT	
Utilities				0	Pub Wks	
Const.	105,000			105,000	Utilities	
Materials				0	Parks	
					Other	yes
Total	117,000	0	0	117,000	Building Maintenance	
Reimbursable Account?	no				Last Update 2/4/19	

ANNUAL BUDGET

CITY OF NORMAN

PROJECT TITLE:	WRF Digester Gas Storage and Co-Generation	PROJECT TYPE:	Wastewater System	Improv.
PROJ. CATEGORY:	Wastewater Improvements	PROJECT NUMBER:	WW	
DEPARTMENT:	Utilities	ACCOUNT NUMBER:	32	
MANAGER:	Mark Daniels	BEGIN & END DATES:	07/01/22	to 06/30/24
WARD(s):	7	LIFE EXPECTANCY:	20 years	

DETAILED PROJECT DESCRIPTION:

Installation of a 55-foot diameter dual membrane bio-gas storage sphere with 70,000 cubic feet (CF) of gas storage including compression and conditioning equipment, gas piping and appurtenances at an estimated 2011 construction cost of \$3.685 M. Completion of this project along with cogeneration facilities at an estimated 2011 construction cost of \$4.626 M will allow for partial WRF electrical needs utilizing bio-gas only as the electrical generator fuel.

EXPENDITURE SCHEDULE through CITY Accounts by FY

Account Number	Cost Element	TOTAL ALL FISCAL YRS	Actual Prior Years	Budget FYE 2019	FYE 2020	FYE 2021	FYE 2022	FYE 2023	FYE 2024	Beyond 5 Years
6201	Design	2,348,000								2,348,000
6001	ROW	0								0
6701	Utilities	0								0
6101	Const	11,743,000								11,743,000
		0								
		0								
	Total	14,091,000	0	0	0	0	0	0	0	14,091,000

OPERATING IMPACT:	high	Wstwr Fnd
-------------------	------	-----------

STATUS & COMMENTS:

Project costs taken from the Phase 2 WRF Expansion engineering report dated November 2011. Original construction cost have been adjusted at 2.5% per year from 2011 to 2025 to allow for inflation. Design and inspection is based on 20% of total construction cost. Due to relatively low electrical costs, the ongoing Phase 2 WRF Expansion will install emergency generators and several facilities in lieu of more expensive gas storage sphere and co-generation facilities. This project may be reconsidered at a later date.

TOTAL PROJECT BUDGET BY FUND SOURCE AND PURPOSE:

THIS PROJECT NEEDS ASSISTANCE FROM:

Purpose	Fnd 32		Total
Design	2,348,000		2,348,000
ROW	0		0
Utilities	0		0
Const.	11,743,000		11,743,000
Materials			0
Total	14,091,000	0	14,091,000
Reimbursable Account?	no		

Bldg Maint	
IT	
Pub Wks	
Utilities	
Parks	
Other	

Last Update 2/8/19

ANNUAL BUDGET

CITY OF NORMAN

PROJECT TITLE:	WRF Environmental Services Roof Replacement	PROJECT TYPE:	Bldgs & Gnds	Maint.
PROJ. CATEGORY:		PROJECT NUMBER:	WW0010	
DEPARTMENT:	Utilities/Wastewater Treatment	ACCOUNT NUMBER:	32	
MANAGER:	Debra Smith	BEGIN & END DATES:	07/01/19	to 06/30/20
WARD(s):	7	LIFE EXPECTANCY:	20 Years	

DETAILED PROJECT DESCRIPTION:

Environmental Services Building roof was last replaced in 2009 under Project WW0010 prior to the WWTP Sludge Handling Improvements. Flooring in building is in need of immediate repair; \$10,000 added to FYE 2019 budget.

EXPENDITURE SCHEDULE through CITY Accounts by FY

Account Number	Cost Element	TOTAL ALL FISCAL YRS	Actual Prior Years	Budget FYE 2019	FYE 2020	FYE 2021	FYE 2022	FYE 2023	FYE 2024	Beyond 5 Years
32	Design	4,000			4,000					
32	Const	49,000			49,000					
		0								
		0								
		0								
		0								
	Total	53,000	0	0	53,000	0	0	0	0	0

OPERATING IMPACT:

moderate Wstwr Fnd

STATUS & COMMENTS:

Recommended by Building Maintenance for replacement in 2019. Cost data is inflated 2.5% per year from original estimate in 2009.

TOTAL PROJECT BUDGET BY FUND SOURCE AND PURPOSE:

THIS PROJECT NEEDS ASSISTANCE FROM:

Purpose	Fnd 32			Total
Design	4,000			4,000
ROW				0
Utilities				0
Const.	49,000			49,000
Materials				0
Total	53,000	0	0	53,000

Bldg Maint	
IT	
Pub Wks	
Utilities	
Parks	
Other	yes Building Maintenance

Reimbursable Account? no

Last Update 2/8/19

ANNUAL BUDGET

CITY OF NORMAN

PROJECT TITLE:	WRF Main Control Building Lower Roof Replacement	PROJECT TYPE:	Bldgs & Gnds	Maint.
PROJ. CATEGORY:		PROJECT NUMBER:	WW0010	
DEPARTMENT:	Utilities/Wastewater Treatment	ACCOUNT NUMBER:	32	
MANAGER:	Steve Hardeman	BEGIN & END DATES:	07/01/28	to 06/30/29
WARD(s):	7	LIFE EXPECTANCY:	20 Years	

DETAILED PROJECT DESCRIPTION:

Original roof on Main Control Building was installed in 1985. The lower portion of the roof was replaced in 2009 under Project WW0010 prior to the WWTP Sludge Handling Improvements.

EXPENDITURE SCHEDULE through CITY Accounts by FY

Account Number	Cost Element	TOTAL ALL FISCAL YRS	Actual Prior Years	Budget FYE 2019	FYE 2020	FYE 2021	FYE 2022	FYE 2023	FYE 2024	Beyond 5 Years
32	Design	36,000								36,000
32	ROW	0								
32	Utilities	0								
32	Const	324,000								324,000
32	Matls	0								
		0								
	Total	360,000	0	0	0	0	0	0	0	360,000

OPERATING IMPACT:

moderate	Wstwr Fnd
----------	-----------

STATUS & COMMENTS:

Recommended by Building Maintenance for replacement in 2019; moved back to 2029. Cost data is inflated 2.5% per year from original estimate in 2009.

TOTAL PROJECT BUDGET BY FUND SOURCE AND PURPOSE:

Purpose	Fnd 32			Total
Design	36,000			36,000
ROW	0			0
Utilities	0			0
Const.	324,000			324,000
Materials	0			0
Total	360,000	0	0	360,000
Reimbursable Account?	no			

THIS PROJECT NEEDS ASSISTANCE FROM:

Bldg Maint		
IT		
Pub Wks		
Utilities		
Parks		
Other	yes	Building Maintenance

Last Update 2/8/19

CITY OF NORMAN

PROJECT TITLE:	WRF Reuse Pilot Study	PROJECT TYPE:	Wastewater System	Improv.
PROJ. CATEGORY:	Wastewater Improvements	PROJECT NUMBER:	WW0317	
DEPARTMENT:	Utilities	ACCOUNT NUMBER:	032-9048-432	
MANAGER:	Mark Daniels	BEGIN & END DATES:	7/1/18	to 6/30/21
WARD(s):	All	LIFE EXPECTANCY:	50 years	

DETAILED PROJECT DESCRIPTION:

The Reuse Pilot Study improvements will utilize a portion of the recently expanded WRF and well as additional treatment process units provided to vendors to evaluate the WRF's capability to reduce typical wastewater parameters such as phosphorus and nitrogen as well as CECs (contaminants of Emerging Concern). The study will determine if existing and future treatment processes will remove pollutants of concern to levels acceptable for eventual discharge into Lake Thunderbird, and an effluent pump station followed by filtration to further reduce solids. This phase would be required if our effluent discharge permit is made more stringent or if reuse of highly treated effluent for water supply use is implemented. Costs for Pilot Study taken from report prepared by Garver for COMCD.

EXPENDITURE SCHEDULE through CITY Accounts by FY

Account Number	Cost Element	TOTAL ALL FISCAL YRS	Actual Prior Years	Budget FYE 2019	FYE 2020	FYE 2021	FYE 2022	FYE 2023	FYE 2024	Beyond 5 Years
032-9048-432.62-01	Design	258,000		258,000						0
032-9048-432.61-01	Const	2,497,000			1,576,000	921,000				0
032-9048-432.60-01	ROW	0								0
		0								0
		0								0
		0								0
Total		2,755,000	0	258,000	1,576,000	921,000	0	0	0	0

OPERATING IMPACT:

high	Wstwr Fnd	higher power costs to operate BNR basins and effluent pump station
------	-----------	--

STATUS & COMMENTS:

TOTAL PROJECT BUDGET BY FUND SOURCE AND PURPOSE:

THIS PROJECT NEEDS ASSISTANCE FROM:

Purpose	Fnd 32		Total
Design	258,000		258,000
ROW	0		0
Utilities	0		0
Const.	2,497,000		2,497,000
Materials			0
Total	2,755,000	0	2,755,000

Reimbursable Account? no

Bldg Maint	<input type="checkbox"/>
IT	yes
Pub Wks	<input type="checkbox"/>
Utilities	<input type="checkbox"/>
Parks	<input type="checkbox"/>
Other	<input type="checkbox"/>

Last Update 4/9/19

ANNUAL BUDGET

CITY OF NORMAN

PROJECT TITLE:	WRF Septage Receiving Station	PROJECT TYPE:	Bldgs & Gnds	Improv.
PROJ. CATEGORY:	Wastewater System	PROJECT NUMBER:	WW0318	
DEPARTMENT:	Utilities	ACCOUNT NUMBER:	032-9911-432	
MANAGER:	Steven Hardeman	BEGIN & END DATES:	7/1/18	to 6/30/20
WARD(s):	7	LIFE EXPECTANCY:	20 years	

DETAILED PROJECT DESCRIPTION:

The Water Reclamation Facility (WRF) is often contacted regarding the possibility of taking trucked wastewater from hauling companies. Delivery of trucked wastes is not typically approved due to the undocumented quality of the trucked waste. The WRF could generate substantial revenue from companies hauling septage (septic tank clean-outs) and other acceptable wastes. To do so, a facility is required to temporarily store trucked wastes delivered to the WRF while water quality testing is performed to verify its acceptability. Preparation of an engineering study and design is budgeted for FYE19 while construction is budgeted the following year.

EXPENDITURE SCHEDULE through CITY Accounts by FY

Account Number	Cost Element	TOTAL ALL FISCAL YRS	Actual Prior Years	Budget FYE 2019	FYE 2020	FYE 2021	FYE 2022	FYE 2023	FYE 2024	Beyond 5 Years
032-9911-432-62-01	Design	100,000		75,000	25,000					
6001	ROW	0								
6701	Utilities	0								
032-9911-432-61-01	Const	500,000			500,000					
6301	Matls	0								
		0								
	Total	600,000	0	75,000	525,000	0	0	0	0	0

OPERATING IMPACT:

moderate	Wstwr Fnd
----------	-----------

STATUS & COMMENTS:

Olsson Associates selected to perform design work; expect contract to be considered by NUA in March 2019. Additional \$25,000 included in FYE20 for design.

TOTAL PROJECT BUDGET BY FUND SOURCE AND PURPOSE:

THIS PROJECT NEEDS ASSISTANCE FROM:

Purpose	Fnd 32			Total
Design	100,000			100,000
ROW	0			0
Utilities	0			0
Const.	500,000			500,000
Materials	0			0
Total	600,000	0	0	600,000

Bldg Maint	yes
IT	
Pub Wks	
Utilities	
Parks	
Other	

Reimbursable Account? no

Last Update 2/4/19



Medieval Fair



**Sewer Maintenance
Fund**

CAPITAL IMPROVEMENTS PLAN

SEWER MAINTENANCE FUND – 321

ASSUMPTIONS

1. Primary factors affecting project selection and priorities include:
 - Compliance with EPA administrative orders,
 - Relative impact on other parts of the sanitary sewerage system,
 - Maintenance history and service calls,
 - Inspections,
 - Wastewater Master Plan recommendations,
 - Accessibility,
 - Relative location downstream or upstream in the system, and
 - Coordination with nearby infrastructure projects.

2. New sources of revenue were approved by voters on August 14, 2001 became effective October 1, 2001 and are:
 - Sewer Maintenance (Fund 321) - \$5 per month, sewer service maintenance rate charged to each residence, apartment, business or mobile home receiving sewer service in the City; to be used for establishing an upgraded sewer maintenance program and not to pay debt service.

3. A 25 member, Council-appointed, Implementation Committee, will prioritize improvements to both the interceptors and the treatment plant with the assistance of staff. For interceptors, the committee might consider the following factors:
 - Sales tax funded project scope should be appropriate to allow funding on a “pay-as-you-go” basis.
 - Those interceptor segments shown to be most severely overloaded under the existing wastewater loading should be most highly rated. Similarly, those becoming overloaded under an obligated loading would have a higher priority than one becoming overloaded under full build-out. Expressed differently, those interceptors needing only a small increase in capacity to meet full build-out demands would have a higher priority than interceptors needing a large increase in capacity.
 - Downstream interceptor segments should generally be of higher priority than upstream segments. Interceptor projects in separate drainage basins can occur simultaneously as they are not interdependent.
 - Since excise tax funding is expected to lag behind sales tax funding, interceptor segments that are the same size under both the obligated and the full build-out scenarios might be funded first. Generally, this implies the service area is close to being fully developed, or a portion of the existing flow will be diverted to the proposed northern wastewater treatment plant.
 - Parallel interceptors might have a lower priority than a replacement interceptor might since additional rights-of-way may need to be acquired for parallel interceptors. Right-of-way/easement acquisition often delays project start-up.
 - The new interceptors serving existing customers in the Lift Station D service area must be timed to come on-line concurrently with the proposed northern wastewater treatment plant. Design and right-of-way acquisition for these interceptors might have a high priority while construction might be delayed several years.

4. In FYE 2015 Council approved transferring the sewer line maintenance operations out of the Sewer Line Maintenance Fund into the Water Reclamation Fund in order to better track the collection and distribution of the \$5 per month sewer maintenance fee.

5. Three projects are proposed for funding in FYE20 totaling \$2,800,000.

Sewer Maintenance Fund Summary Fund 321

	FYE 18 ACTUAL	FYE 19 BUDGET	FYE 19 ESTIMATED	FYE 20 PROJECTED	FYE 21 PROJECTED	FYE 22 PROJECTED	FYE 23 PROJECTED	FYE 24 PROJECTED
1 Beginning Fund Balance	\$ 5,714,750	\$ 388,897	\$ 7,437,413	\$ 766,455	\$ 893,828	\$ 1,049,602	\$ 1,232,108	\$ 1,441,473
2								
3 Operating Revenues:								
4 Capital Improvement Charge	\$ -	\$ -	\$ -	\$ -	\$ -	\$ -	\$ -	\$ -
5 Sewer Maintenance Rate	3,014,230	2,972,256	2,972,256	3,001,979	3,031,999	3,062,319	3,092,942	3,123,871
7								
8 Total Operating Revenues	\$ 3,014,230	\$ 2,972,256	\$ 2,972,256	\$ 3,001,979	\$ 3,031,999	\$ 3,062,319	\$ 3,092,942	\$ 3,123,871
9								
10 Operating Expenditures:								
11 Salaries and Benefits	\$ 61,369	\$ 60,713	\$ 60,713	\$ 67,100	\$ 70,455	\$ 73,978	\$ 77,677	\$ 81,560
12 Supplies and Materials	3,248	2,124	2,124	2,581	2,607	2,633	2,659	2,688
13 Services and Maintenance	873	20,825	20,825	2,425	2,449	2,474	2,498	2,523
14 Internal Services	2,967	100	100	700	714	728	743	758
15 Cost Allocations	-	-	-	-	-	-	-	-
16 Employee Turnover Savings	-	-	-	-	-	-	-	-
17								
18 Total Operating Expenditures	\$ 68,457	\$ 83,762	\$ 83,762	\$ 72,806	\$ 76,225	\$ 79,813	\$ 83,577	\$ 87,527
19								
20 Net Operating Revenue	\$ 2,945,773	\$ 2,888,494	\$ 2,888,494	\$ 2,929,173	\$ 2,955,774	\$ 2,982,506	\$ 3,009,365	\$ 3,036,344
21								
22 Other Revenues:								
23 Interest Income	\$ 85,641	\$ -	\$ -	\$ -	\$ -	\$ -	\$ -	\$ -
24 Misc. Revenue	27,128	-	-	-	-	-	-	-
25 IF Transf - Wastewater Fund 32	-	-	-	-	-	-	-	-
26								
27 Total Other Revenues	\$ 112,669	\$ -	\$ -	\$ -	\$ -	\$ -	\$ -	\$ -
28								
29								
30 Other Expenditures:								
31 Capital Projects	\$ 1,335,779	\$ 2,800,000	\$ 9,548,452	\$ 2,800,000	\$ 2,800,000	\$ 2,800,000	\$ 2,800,000	\$ 2,800,000
32 Capital Equipment	-	13,000	13,000	1,800	-	-	-	-
33 Audit Accruals/Adjustments	-	-	-	-	-	-	-	-
34								
35 Total Other Expenditures	\$ 1,335,779	\$ 2,813,000	\$ 9,559,452	\$ 2,801,800	\$ 2,800,000	\$ 2,800,000	\$ 2,800,000	\$ 2,800,000
36								
37 Total Revenues	\$ 3,126,899	\$ 2,972,256	\$ 2,972,256	\$ 3,001,979	\$ 3,031,999	\$ 3,062,319	\$ 3,092,942	\$ 3,123,871
38								
39 Total Expenditures	\$ 1,404,236	\$ 2,896,762	\$ 9,643,214	\$ 2,874,806	\$ 2,876,225	\$ 2,879,813	\$ 2,883,577	\$ 2,887,527
40								
41 Net Revenues (Expenditures)	\$ 1,722,663	\$ 75,494	\$ (6,670,958)	\$ 127,373	\$ 155,774	\$ 182,506	\$ 209,365	\$ 236,344
42								
43 Ending Fund Balance	\$ 7,437,413	\$ 484,381	\$ 766,455	\$ 893,828	\$ 1,049,602	\$ 1,232,108	\$ 1,441,473	\$ 1,677,817

Sewer Maintenance Fund Project Table Fund 321

Pg #	Acct No	Project Number	Project Name	FYE 2019 Budget	FYE 2019 Estimate	FYE 2020	FYE 2021	FYE 2022	FYE 2023	FYE 2024	BEYOND 5 YEARS
EXPENDITURES											
	321-8048-432	WW0091	Replace Lift Station D Force Main-Phase 2	534,100	534,100	0	0	0	0	0	0
89	321-	WW0174	Bishop Interceptors (match)	0	0	2,650,000	0	0	0	0	0
	321-9338-432	WW0202	Sewer Maint Projects FY14	1,396,002	1,396,002	0	0	0	0	0	0
90	321-9974-432	WW0248	SS Emergency Repairs	179,659	179,659	100,000	100,000	100,000	100,000	100,000	ongoing
	321-9338-432	WW0305	FYE17 Lift Station Modifications	228,284	228,284	0	0	0	0	0	0
	321-9338-432	WW0307	Sewer Maint Projects FY17	2,376,512	2,376,512	0	0	0	0	0	0
	321-9338-432	WW0316	Sewer Maint Projects FY18	2,113,000	2,113,000	0	0	0	0	0	0
	321-9234-432	WW0315	Sewer Lift Station Rehab 2018: Alameda Park	18,895	18,895	0	0	0	0	0	0
91	321-9234-432	WW0320	Sewer Lift Station Rehab 2019: Summit Lakes	50,000	50,000	0	0	0	0	0	0
91	321-9234-432	WW0322	Sewer Lift Station Rehab 2020: Summit Valley	0	0	50,000	0	0	0	0	0
91	321-9234-432	WW	Sewer Lift Station Rehab 2021: Post Oak	0	0	0	50,000	0	0	0	0
91	321-9234-432	WW	Sewer Lift Station Rehab 2022: Sutton Place	0	0	0	0	50,000	0	0	0
91	321-9234-432	WW	Sewer Lift Station Rehab 2023: Park Hill	0	0	0	0	0	50,000	0	0
91	321-9234-432	WW	Sewer Lift Station Rehab 2024: Eagle Cliff	0	0	0	0	0	0	50,000	0
	321-9338-432	WW0321	Sewer Maint Projects FYE 2019	2,650,000	2,650,000	0	0	0	0	0	0
92	321-9338-432	WW	Sewer Maint Projects FYE 2021	0	0	0	2,650,000	0	0	0	0
93	321-9338-432	WW	Sewer Maint Projects FYE 2022	0	0	0	0	2,650,000	0	0	0
94	321-9338-432	WW	Sewer Maint Projects FYE 2023	0	0	0	0	0	2,650,000	0	0
95	321-9338-432	WW	Sewer Maint Projects FYE 2024	0	0	0	0	0	0	2,650,000	0
TOTAL SEWER MAINTENANCE FUND 321 PROJECTS				\$9,546,452	\$9,546,452	\$2,500,000	\$2,500,000	\$2,500,000	\$2,500,000	\$2,500,000	\$0

* closed

- means unused funds to be returned to fund balance at end of fiscal year.

CITY OF NORMAN

PROJECT TITLE:	Bishop Creek Interceptor Replacements	PROJECT TYPE:	Wastewater System	Improv.
PROJ. CATEGORY:	Wastewater Collection System	PROJECT NUMBER:	WW0174	
DEPARTMENT:	Utilities	ACCOUNT NUMBER:	321/322-9048-432	
MANAGER:	Mark Daniels	BEGIN & END DATES:	7/1/19	to 6/30/35
WARD(s):		LIFE EXPECTANCY:	50 years	

DETAILED PROJECT DESCRIPTION:

Under the Wastewater Flow Monitoring project (WW0042), HDR Engineering completed city-wide flow monitoring and wastewater modeling to simulate the affect a 5-year 4-hour design storm on the existing collection system. Thirty-two flow meters and ten rain gauges utilized to collect dry and wet weather flow data and project wastewater loading under full buildout of the 2025 Land Use Plan. Capacity analysis report recommended improvements necessary to prevent overflow during the design storm at full buildout.

Approximately 20,600 feet of sewer lines in the Bishop Creek wastewater basin (Table 4-2) will need improvement to accomodate the full build-out wastewater flows; improvements are scheduled based on age and condition of the existing piping and the frequency of sewer system overflows. Ongoing sewer replacements under the Sewer Maintenance Plan may continue to decrease infiltration and inflow into the collection system and reduce the need for these improvements in the future.

EXPENDITURE SCHEDULE through CITY Accounts by FY

Account Number	Cost Element	TOTAL ALL FISCAL YRS	Actual Prior Years	Budget FYE 2019	FYE 2020	FYE 2021	FYE 2022	FYE 2023	FYE 2024	Beyond 5 Years
321.xxxx.432-62.01	Design	826,000			342,000					484,000
321.xxxx.432-60.01	ROW	126,100			35,000					91,100
321.xxxx.432-61.01	Const	5,502,200			2,273,000					3,229,200
322.xxxx.432-62.01	Design	349,000			121,000					228,000
322.xxxx.432-60.01	ROW	55,900			13,000					42,900
322.xxxx.432-61.01	Const	2,326,800			806,000					1,520,800
	Total	9,186,000	0	0	3,590,000	0	0	0	0	5,596,000

OPERATING IMPACT:

slight	Wstwd Fnd	reduced infiltration and inflow, reduced probability of overflow and DEQ fines
--------	-----------	--

STATUS & COMMENTS:

2014 construction cost estimate was \$5.01M. Future construction cost estimates assume 2.5% annual increase in construction costs through assumed start date. FYE20 project includes replacement of aerial crossing over Bishop Creek north of Highway 9 and replacement of several large diameter sewer segments near this location between Constitution on the north, Dewey avenue on the west and Classen on the east. Remaining Bishop Creek projects are assumed to begin construction in 2030. Overall project cost has been inflated to \$8.3M.

TOTAL PROJECT BUDGET BY FUND SOURCE AND PURPOSE:

THIS PROJECT NEEDS ASSISTANCE FROM:

Purpose	Fnd 321	Fnd 322	Total
Design	826,000	349,000	1,175,000
ROW	126,100	55,900	182,000
Utilities			0
Const.	5,502,200	2,326,800	7,829,000
Materials			0
Total	6,454,300	2,731,700	9,186,000

Bldg Maint	
IT	
Pub Wks	
Utilities	
Parks	
Other	

Reimbursable Account?

Last Update 2/6/19

ANNUAL BUDGET

CITY OF NORMAN

PROJECT TITLE: Sanitary Sewer Emergency Repairs PROJ. CATEGORY: Line Maintenance DEPARTMENT: Utilities MANAGER: David Hager WARD(s): All	PROJECT TYPE: Wastewater System Maint. PROJECT NUMBER: WW0248, Maintenance ACCOUNT NUMBER: 321-9974-432.61-01 BEGIN & END DATES: 7/1/02 to 6/30/23 LIFE EXPECTANCY: 40 yrs.
---	---

DETAILED PROJECT DESCRIPTION:

This is an annual project to perform emergency repairs of sanitary sewer lines by outside contractor on an as-needed basis. Un-needed funds are returned to Wastewater Maintenance Fund (321) balance at end of each fiscal year. Location of repairs to be determined on a case by case basis when repairs are beyond the scope of Sewer Line Maintenance staff due to depth, location or manpower restrictions.

EXPENDITURE SCHEDULE through CITY Accounts by FY

Account Number	Cost Element	TOTAL ALL FISCAL YRS	Actual Prior Years	Budgeted FYE 2019	FYE 2020	FYE 2021	FYE 2022	FYE 2023	FYE 2024	Beyond 5 Years
		0								
		0								
		0								
		0								
321-9974-432.61-01	Const	1,407,016	727,357	179,659	100,000	100,000	100,000	100,000	100,000	ongoing
		0								
	Total	1,407,016	727,357	179,659	100,000	100,000	100,000	100,000	100,000	

OPERATING IMPACT:

negligible	Swr Maint F	Maintains a means for emergency system repairs
------------	-------------	--

STATUS & COMMENTS:

\$122,504 spent in FYE17 for repairs to Bishop Creek sewer crossing. \$727,357 has been spent during 15 previous years for an average of about \$50,000. Wastewater maintenance fee is expected to generate at least \$2.7 million per year; this emergency repair account is expected to continue indefinitely.

TOTAL PROJECT BUDGET BY FUND SOURCE AND PURPOSE:

THIS PROJECT NEEDS ASSISTANCE FROM:

Purpose	Fnd 321		Total
Design			0
ROW			0
Utilities			0
Const.	1,407,016		1,407,016
Materials			0
Total	1,407,016	0	1,407,016

Bldg Maint	
IT	
Pub Wks	
Utilities	
Parks	
Other	

Reimbursable Account? no

Last Update 2/6/19

CITY OF NORMAN

PROJECT TITLE:	Sewer Lift Station Rehabilitation	PROJECT TYPE:	Wastewater System		Maint.
PROJ. CATEGORY:	Line Maintenance	PROJECT NUMBER:	WW, Maintenance		
DEPARTMENT:	Utilities	ACCOUNT NUMBER:	321-9234-432		
MANAGER:	David Hager	BEGIN & END DATES:	7/1/13	to	6/30/24
WARD(s):	All	LIFE EXPECTANCY:	10 years		

DETAILED PROJECT DESCRIPTION:

This is an annual project to rehabilitate lift stations. Design life of a lift station is ten years; future projects to be determined based on need. FYE 20 project is to rehabilitate pumps, valves and electrical control panels at Summit Valley Lift Station WW0322.

EXPENDITURE SCHEDULE through CITY Accounts by FY

Account Number	Cost Element	TOTAL ALL FISCAL YRS	Actual Prior Years	Budget FYE 2019	FYE 2020	FYE 2021	FYE 2022	FYE 2023	FYE 2024	Beyond 5 Years
321-9234-432.61-01										
Summit Lakes LS WW0320	Const	50,000		50,000						
Summit Valley LS WW0322	Const	50,000			50,000					
Post Oak LS	Const	50,000				50,000				
Sutton Place LS	Const	50,000					50,000			
Park Hill LS	Const	50,000						50,000		
Eagle Cliff LS	Const	50,000							50,000	
Total		250,000		0	50,000	50,000	50,000	50,000	50,000	0

OPERATING IMPACT: negligible Swr Maint F Increases reliability of lift station performance

STATUS & COMMENTS:

The Siena Springs LS previously scheduled for FYE2020 has been abandoned with the flow diverted to the Eastridge LS.

Purpose	Fnd 321			Total			
Design	0			0	THIS PROJECT NEEDS ASSISTANCE FROM: Bldg Maint no IT no Pub Wks yes Utilities yes Parks no Other no		
ROW	0			0			
Utilities	0			0			
Const.	0			0			
Materials	250,000			250,000			
Total	250,000	0	0	250,000			
Reimbursable Account?	no						

Last Update 2/6/19

ANNUAL BUDGET

CITY OF NORMAN

PROJECT TITLE: Sewer Maintenance Project FYE 2021 PROJ. CATEGORY: Sanitary Sewer Replacements DEPARTMENT: Utilities MANAGER: Mark Daniels WARD(s): 2	PROJECT TYPE: Wastewater System Maint. PROJECT NUMBER: WW ACCOUNT NUMBER: 321-9338-432 BEGIN & END DATES: 7/1/20 to 6/30/22 LIFE EXPECTANCY: 50 Years
---	---

DETAILED PROJECT DESCRIPTION:

In 2001, the citizen's of Norman approved a Sewer Maintenance Fee of \$5 per month per household to be deposited in the Sewer Maintenance Fund 321. New projects are funded annually with funding utilized for design, inspection and construction activities which will repair or replace our aging sewer collection system including sewer lines and lift stations. Annual rehabilitation project is generally bounded by Westridge Terrace to the west, W. Boyd St. to the North, Wiley Road to the East, and Lindsey Street to the south. Additional lines may be added by staff if funding is available. Repair to or replacement of about 21,100 feet of sewer is needed in the project area, subject to adjustments by staff due to unforeseen system operational considerations. Alternates may be bid, but are not identified yet.

EXPENDITURE SCHEDULE through CITY Accounts by FY

Account Number	Cost Element	TOTAL ALL FISCAL YRS	Actual Prior Years	Budget FYE 2019	FYE 2020	FYE 2021	FYE 2022	FYE 2023	FYE 2024	Beyond 5 Years
6201	Design	100,000				100,000				
6001	ROW	20,000				20,000				
6701	Utilities	0								
6101	Const	2,530,000				2,530,000				
6301	Matls	0								
		0								
	Total	2,650,000	0	0	0	2,650,000	0	0	0	0

OPERATING IMPACT:

positive	Swr Maint F Replacement of old lines will reduce the frequency of maintenance calls.
----------	--

STATUS & COMMENTS:

TOTAL PROJECT BUDGET BY FUND SOURCE AND PURPOSE:

Purpose	Fnd 321	Total
Design	100,000	100,000
ROW	20,000	20,000
Utilities	0	0
Const.	2,530,000	2,530,000
Materials	0	0
Total	2,650,000	2,650,000
Reimbursable Account?	no	

THIS PROJECT NEEDS ASSISTANCE FROM:

Bldg Maint	
IT	
Pub Wks	
Utilities	yes
Parks	
Other	

Last Update 2/6/19

ANNUAL BUDGET

CITY OF NORMAN

PROJECT TITLE:	Sewer Maintenance Project FYE 2022	PROJECT TYPE:	Wastewater System		Maint.
PROJ. CATEGORY:	Sanitary Sewer Replacements	PROJECT NUMBER:	WW		
DEPARTMENT:	Utilities	ACCOUNT NUMBER:	321-9338-432		
MANAGER:	Mark Daniels	BEGIN & END DATES:	7/1/21	to	6/30/23
WARD(s):	2	LIFE EXPECTANCY:	50 Years		

DETAILED PROJECT DESCRIPTION:

In 2001, the citizen's of Norman approved a Sewer Maintenance Fee of \$5 per month per household to be deposited in the Sewer Maintenance Fund 321. New projects are funded annually with funding utilized for design, inspection and construction activities which will repair or replace our aging sewer collection system including sewer lines and lift stations. Annual rehabilitation project, generally bounded by Main to the North, Imhoff Creek to the west, W. Boyd to the south and Wylie to the East. Additional lines may be added by staff if funding is available. Repair to or replacement of about 18,800 feet of sewer is needed in the project area, subject to adjustments by staff due to unforeseen system operational considerations. Alternates may be bid, but are not identified yet.

EXPENDITURE SCHEDULE through CITY Accounts by FY

Account Number	Cost Element	TOTAL ALL FISCAL YRS	Actual Prior Years	Budget FYE 2019	FYE 2020	FYE 2021	FYE 2022	FYE 2023	FYE 2024	Beyond 5 Years
6201	Design	120,000					120,000			
6001	ROW	30,000					30,000			
6701	Utilities	0								
6101	Const	2,500,000					2,500,000			
6301	Matls	0								
		0								
	Total	2,650,000	0	0	0	0	2,650,000	0	0	0

OPERATING IMPACT: positive Swr Maint F Replacement of old lines will reduce the frequency of maintenance calls.

STATUS & COMMENTS:

TOTAL PROJECT BUDGET BY FUND SOURCE AND PURPOSE:

Purpose	Fnd 321			Total
Design	120,000			120,000
ROW	30,000			30,000
Utilities	0			0
Const.	2,500,000			2,500,000
Materials	0			0
Total	2,650,000	0	0	2,650,000

Reimbursable Account? no

THIS PROJECT NEEDS ASSISTANCE FROM:

Bldg Maint	
IT	
Pub Wks	
Utilities	yes
Parks	
Other	

Last Update 2/6/19

ANNUAL BUDGET

CITY OF NORMAN

PROJECT TITLE: Sewer Maintenance Project FY 2023 PROJ. CATEGORY: Sanitary Sewer Replacements DEPARTMENT: Utilities MANAGER: T.B.A. WARD(s): 6	PROJECT TYPE: Wastewater System Maint. PROJECT NUMBER: WW ACCOUNT NUMBER: 321-9338-432 BEGIN & END DATES: 7/1/22 to 6/30/24 LIFE EXPECTANCY: 50 Years
--	---

DETAILED PROJECT DESCRIPTION:

In 2001, the citizen's of Norman approved a Sewer Maintenance Fee of \$5 per month per household to be deposited in the Sewer Maintenance Fund 321. New projects are funded annually with funding utilized for design, inspection and construction activities which will repair or replace our aging sewer collection system including sewer lines and lift stations. Annual rehabilitation project, generally bounded by Boyd St. to the North, Wiley Road to the West, Lindsey Street to the South, and Imhoff Creek/Pickard Ave. to the east; additional lines may be added by staff if funding is available. Repair or replacement of about 19,200 feet of sewer is needed in the project area, subject to adjustments by staff due to unforeseen system operational considerations. Alternates may be bid, but are not identified yet.

EXPENDITURE SCHEDULE through CITY Accounts by FY

Account Number	Cost Element	TOTAL ALL FISCAL YRS	Actual Prior Years	Budget FYE 2019	FYE 2020	FYE 2021	FYE 2022	FYE 2023	FYE 2024	Beyond 5 Years
6201	Design	120,000						120,000		
6001	ROW	20,000						20,000		
6701	Utilities	0								
6101	Const	2,510,000						2,510,000		
6301	Matls	0								
		0								
	Total	2,650,000	0	0	0	0	0	2,650,000	0	

OPERATING IMPACT:

positive	Swr Maint F	Replacement of old lines will reduce the frequency of maintenance calls.
----------	-------------	--

STATUS & COMMENTS:

TOTAL PROJECT BUDGET BY FUND SOURCE AND PURPOSE:

THIS PROJECT NEEDS ASSISTANCE FROM:

Purpose	Fnd 321			Total
Design	120,000			120,000
ROW	20,000			20,000
Utilities	0			0
Const.	2,510,000			2,510,000
Materials	0			0
Total	2,650,000	0	0	2,650,000
Reimbursable Account?	no			

Bldg Maint	
IT	
Pub Wks	
Utilities	yes
Parks	
Other	

Last Update 1/2/18

ANNUAL BUDGET

CITY OF NORMAN

PROJECT TITLE: Sewer Maintenance Project FY 2024 PROJ. CATEGORY: Sanitary Sewer Replacements DEPARTMENT: Utilities MANAGER: Mark Daniels WARD(s): 6	PROJECT TYPE: Wastewater System Maint. PROJECT NUMBER: WW ACCOUNT NUMBER: 321-9338-432 BEGIN & END DATES: 7/1/23 to 6/30/25 LIFE EXPECTANCY: 50 Years
---	--

DETAILED PROJECT DESCRIPTION:

In 2001, the citizen's of Norman approved a Sewer Maintenance Fee of \$5 per month per household to be deposited in the Sewer Maintenance Fund 321. New projects are funded annually with funding utilized for design, inspection and construction activities which will repair or replace our aging sewer collection system including sewer lines and lift stations. Annual rehabilitation project, generally bounded by E Boyd to the North, 12th Avenue SW to the West, E Lindsey to the South, and Bishop Creek to the east; additional lines may be added by staff if funding is available. Repair or replacement of about (Michelle?) feet of sewer is needed in the project area, subject to adjustments by staff due to unforeseen system operational considerations. Alternates may be bid, but are not identified yet.

EXPENDITURE SCHEDULE through CITY Accounts by FY

Account Number	Cost Element	TOTAL ALL FISCAL YRS	Actual Prior Years	Budget FYE 2019	FYE 2020	FYE 2021	FYE 2022	FYE 2023	FYE 2024	Beyond 5 Years
6201	Design	120,000							120,000	
6001	ROW	20,000							20,000	
6701	Utilities	0								
6101	Const	2,510,000							2,510,000	
6301	Matls	0								
		0								
	Total	2,650,000	0	0	0	0	0	0	2,650,000	

OPERATING IMPACT: positive Swr Maint F Replacement of old lines will reduce the frequency of maintenance calls.

STATUS & COMMENTS:

TOTAL PROJECT BUDGET BY FUND SOURCE AND PURPOSE:

THIS PROJECT NEEDS ASSISTANCE FROM:

Purpose	Fnd 321		Total
Design	120,000		120,000
ROW	20,000		20,000
Utilities	0		0
Const.	2,510,000		2,510,000
Materials	0		0
Total	2,650,000	0	2,650,000

Bldg Maint	
IT	
Pub Wks	
Utilities	yes
Parks	
Other	

Reimbursable Account? no

Last Update 2/6/19

ANNUAL BUDGET



Chocolate Festival

**Sewer New
Development Fund**

CAPITAL IMPROVEMENTS PLAN

NEW DEVELOPMENT EXCISE TAX FUND -322

ASSUMPTIONS

1. Primary factors affecting project selection and priorities include:
 - Compliance with EPA administrative orders,
 - Relative impact on other parts of the sanitary sewerage system,
 - Maintenance history and service calls,
 - Inspections,
 - Wastewater Master Plan recommendations,
 - Accessibility,
 - Relative location downstream or upstream in the system, and
 - Coordination with nearby infrastructure projects.

2. New sources of revenue were approved by voters on August 14, 2001 became effective October 1, 2001 and are:
 - New Development Excise Tax (Fund 322) – an excise tax on new residential and commercial development to be served by the sewer system; to be used for future improvements and expansion to the city's wastewater system. The amount generated is dependent on growth, but is anticipated to be \$2 million per year. Projects will be funded primarily Pay Go and debt financed as needed.

3. A 25 member, Council-appointed, Implementation Committee, will prioritize improvements to both the interceptors and the treatment plant with the assistance of staff. For interceptors, the committee might consider the following factors:
 - Sales tax funded project scope should be appropriate to allow funding on a "pay-as-you-go" basis.
 - Those interceptor segments shown to be most severely overloaded under the existing wastewater loading should be most highly rated. Similarly, those becoming overloaded under an obligated loading would have a higher priority than one becoming overloaded under full build-out. Expressed differently, those interceptors needing only a small increase in capacity to meet full build-out demands would have a higher priority than interceptors needing a large increase in capacity.
 - Downstream interceptor segments should generally be of higher priority than upstream segments. Interceptor projects in separate drainage basins can occur simultaneously as they are not interdependent.
 - Since excise tax funding is expected to lag behind sales tax funding, interceptor segments that are the same size under both the obligated and the full build-out scenarios might be funded first. Generally, this implies the service area is close to being fully developed, or a portion of the existing flow will be diverted to the proposed northern wastewater treatment plant.
 - Parallel interceptors might have a lower priority than a replacement interceptor might since additional rights-of-way may be required for parallel interceptors. Right-of-way/easement acquisition often delays project start-up.
 - The new interceptors serving existing customers in the Lift Station D service area must be timed to come on-line concurrently with the proposed northern wastewater treatment plant. Design and right-of-way acquisition for these interceptors might have a high priority while construction might be delayed several years.

4. One project is proposed for funding in FYE20 in the amount of \$939,700.

New Development Excise Fund Summary Fund 322

	FYE 18 ACTUAL	FYE 19 BUDGET	FYE 19 ESTIMATED	FYE 20 PROJECTED	FYE 21 PROJECTED	FYE 22 PROJECTED	FYE 23 PROJECTED	FYE 24 PROJECTED
1 Beginning Fund Balance	\$ 5,402,348	\$ 10,823,013	\$ 7,780,035	\$ 9,501,985	\$ 8,387,716	\$ 7,952,797	\$ 6,962,278	\$ 6,318,759
2								
3 Operating Revenues:								
4 Excise Tax - Residential	\$ 1,138,991	\$ 1,300,000	\$ 1,025,000	\$ 1,100,000	\$ 1,100,000	\$ 1,100,000	\$ 1,100,000	\$ 1,100,000
5 Excise Tax - Commercial	182,884	400,000	180,000	300,000	300,000	300,000	300,000	300,000
6								
7 Total Operating Revenues	\$ 1,319,885	\$ 1,700,000	\$ 1,205,000	\$ 1,400,000	\$ 1,400,000	\$ 1,400,000	\$ 1,400,000	\$ 1,400,000
8								
9 Total Operating Expenditures	\$ -	\$ -	\$ -	\$ -	\$ -	\$ -	\$ -	\$ -
10								
11 Net Operating Revenue	\$ 1,319,885	\$ 1,700,000	\$ 1,205,000	\$ 1,400,000	\$ 1,400,000	\$ 1,400,000	\$ 1,400,000	\$ 1,400,000
12								
13 Other Revenues:								
14 Interest Income	\$ 97,340	\$ 70,000	\$ 70,000	\$ 70,000	\$ 70,000	\$ 70,000	\$ 70,000	\$ 70,000
15 Bond Proceeds/Grant Reimb.	3,521,139	-	3,330,719	-	-	-	-	-
16 SRF Loan Proceeds	-	-	-	-	-	-	-	-
17 IF Transf - General Fund	-	-	-	-	-	-	-	-
18 Transfer From Sewer Sales Tax	-	-	-	-	-	-	-	-
19								
20 Total Other Revenues	\$ 3,618,479	\$ 70,000	\$ 3,400,719	\$ 70,000	\$ 70,000	\$ 70,000	\$ 70,000	\$ 70,000
21								
22 Other Expenditures:								
23 Debt Service - 09 SRF	\$ 488,260	\$ 380,019	\$ 380,019	\$ 380,019	\$ 380,019	\$ 380,019	\$ 380,019	\$ 380,019
24 Debt Service - 14 SRF	1,353,605	1,621,104	1,621,104	1,284,550	1,373,500	1,373,500	1,373,500	1,373,500
25 Services & maintenance	-	-	-	-	-	-	-	-
26 Capital Projects	740,812	143,400	882,848	939,700	171,400	727,000	380,000	3,835,000
27								
28 Total Other Expenditures	\$ 2,580,677	\$ 2,124,523	\$ 2,883,789	\$ 2,584,269	\$ 1,604,919	\$ 2,480,519	\$ 2,113,519	\$ 5,588,519
29								
30 Net Revenues (Expenditures)	\$ 2,357,887	\$ (354,523)	\$ 1,741,950	\$ (1,114,269)	\$ (434,919)	\$ (990,519)	\$ (843,519)	\$ (4,088,519)
31								
32 Ending Fund Balance	\$ 7,780,035	\$ 10,488,491	\$ 9,501,985	\$ 8,387,716	\$ 7,952,797	\$ 6,962,278	\$ 6,318,759	\$ 2,220,240
33								

New Development Excise Tax Fund Project Table Funds 322

Pg #	Acct No	Project Number	Project Name	FYE 2019 Budget	FYE 2019 Estimate	FYE 2020	FYE 2021	FYE 2022	FYE 2023	FYE 2024	BEYOND 5 YEARS
EXPENDITURES											
		322-0048-432	WW0065 WWTP Improvements South Phase 2	518,062	192,975	0	0	0	0	0	0
		322-0048-432	WW0204 North WRF Engineering Report	32,065	6,245	0	0	0	0	0	0
		322-0048-432	WW0278 Little River Lift Station Improvements	909	909	0	0	0	0	0	0
		322-0048-432	WW0278 Summit Valley Interceptor Payback	143,400	143,400	0	0	0	0	0	0
99		322-0048-432	WW0308 SE LR Station Payback	92,000	92,000	0	0	727,000	0	3,455,000	0
		322-0011-432	WW0310 WRF New Grit Classifier	8,698	0	0	0	0	0	0	0
		322-0011-432	WW0311 WRF Gen Access Platforms	68,373	0	0	0	0	0	0	0
100		322-0048-432	WW0174 Bishop Creek Interceptors	0	0	939,700	0	0	0	0	0
101	322-	WW	Brookhaven Creek Interceptors	0	0	0	0	0	0	0	1,791,700
102	322-	WW	Corporation Addition Utilities	0	0	0	0	0	0	0	1,068,600
103	322-	WW	South WRF Phase 3 BNR Improvements (match)	0	0	0	171,400	0	0	0	0
104	322-	WW	4.5 MGD North WRF	0	0	0	0	0	380,000	380,000	18,040,000
TOTAL NEW DEVELOPMENT EXCISE FUND 322 PROJECTS				883,558	438,529	939,700	171,400	727,000	380,000	3,835,000	193,918,300

* closed

- means unused funds to be returned to fund balance at end of fiscal year.

CITY OF NORMAN

PROJECT TITLE: SE Norman Lift Station Payback PROJ. CATEGORY: Wastewater Collection System DEPARTMENT: Utilities MANAGER: Mark Daniels WARD(s): 5	PROJECT TYPE: Wastewater System Improv. PROJECT NUMBER: WW ACCOUNT NUMBER: 322- BEGIN & END DATES: 7/1/16 to 6/30/24 LIFE EXPECTANCY: 50 years
--	--

DETAILED PROJECT DESCRIPTION:

The Wastewater Master Plan (WWMP) identified sewer interceptor needs throughout Norman to accommodate full build-out of the NORMAN 2025 Plan. The citizens of Norman approved an ongoing excise tax (Fund 322) to provide capacity for future development. Staff has recently updated the wastewater model to project flows generated from full build-out of the Destin Landing Development in SE Norman. A series of interceptors as well as one large lift station with flow equalization can eliminate one existing and three proposed lift stations in southeast Norman. This project will estimate project costs, assign wastewater generation estimates to undeveloped properties to be serviced, and prorate payback costs per parcel based on wastewater generation projections. The lift station might initially be funded by developers and/or the NUA with a portion of the funding paid back as additional areas develop.

EXPENDITURE SCHEDULE through CITY Accounts by FY

Account Number	Cost Element	TOTAL ALL FISCAL YRS	Actual Prior Years	Budget FYE 2019	FYE 2020	FYE 2021	FYE 2022	FYE 2023	FYE 2024	Beyond 5 Years
322-9048-432.62-01	Design	519,000		92,000			427,000			
322-9048-432.61-01	Const	3,455,000							3,455,000	
322-9048-432.60-01	ROW	300,000					300,000			
Total		4,274,000	0	92,000	0	0	727,000	0	3,455,000	0

OPERATING IMPACT:

more revenue	Wstwr Fnd	reduced future maintenance for new and existing lift stations
--------------	-----------	---

STATUS & COMMENTS:

NUA funding is expected to be 100% excise tax; however, if any existing service areas are connected to the new lift station (such as Summit Valley), water reclamation funding might be utilized to accommodate existing users.

TOTAL PROJECT BUDGET BY FUND SOURCE AND PURPOSE:

THIS PROJECT NEEDS ASSISTANCE FROM:

Purpose	Fnd 322	Total
Design	519,000	519,000
ROW	300,000	300,000
Utilities		0
Const.	3,455,000	3,455,000
Materials		0
Total	4,274,000	4,274,000
Reimbursable Account?	no	

Bldg Maint	
IT	yes
Pub Wks	
Utilities	
Parks	
Other	

Last Update 2/4/19

CITY OF NORMAN

PROJECT TITLE: Bishop Creek Interceptor Replacements PROJ. CATEGORY: Wastewater Collection System DEPARTMENT: Utilities MANAGER: Mark Daniels WARD(s):	PROJECT TYPE: Wastewater System Improvt. PROJECT NUMBER: WW0174 ACCOUNT NUMBER: 321/322-9048-432 BEGIN & END DATES: 7/1/19 to 6/30/35 LIFE EXPECTANCY: 50 years
---	---

DETAILED PROJECT DESCRIPTION:

Under the Wastewater Flow Monitoring project (WW0042), HDR Engineering completed city-wide flow monitoring and wastewater modeling to simulate the affect a 5-year 4-hour design storm on the existing collection system. Thirty-two flow meters and ten rain gauges utilized to collect dry and wet weather flow data and project wastewater loading under full buildout of the 2025 Land Use Plan. Capacity analysis report recommended improvements necessary to prevent overflow during the design storm at full buildout.

Approximately 20,600 feet of sewer lines in the Bishop Creek wastewater basin (Table 4-2) will need improvement to accomodate the full build-out wastewater flows; improvements are scheduled based on age and condition of the existing piping and the frequency of sewer system overflows. Ongoing sewer replacements under the Sewer Maintenance Plan may continue to decrease infiltration and inflow into the collection system and reduce the need for these improvements in the future.

EXPENDITURE SCHEDULE through CITY Accounts by FY

Account Number	Cost Element	TOTAL ALL FISCAL YRS	Actual Prior Years	Budget FYE 2019	FYE 2020	FYE 2021	FYE 2022	FYE 2023	FYE 2024	Beyond 5 Years
321.xxxx.432-62.01	Design	715,900			231,900					484,000
321.xxxx.432-60.01	ROW	115,400			24,300					91,100
321.xxxx.432-61.01	Const	4,773,300			1,544,100					3,229,200
322.xxxx.432-62.01	Design	349,100			121,100					228,000
322.xxxx.432-60.01	ROW	55,600			12,700					42,900
322.xxxx.432-61.01	Const	2,326,700			805,900					1,520,800
Total		8,336,000	0	0	2,740,000	0	0	0	0	5,596,000

OPERATING IMPACT: slight Wstwd Fnd reduced infiltration and inflow, reduced probability of overflow and DEQ fines

STATUS & COMMENTS:

2014 construction cost estimate was \$5.01M. Future construction cost estimates assume 2.5% annual increase in construction costs through assumed start date. FYE20 project includes replacement of aerial crossing over Bishop Creek north of Highway 9 and replacement of several large diameter sewer segments near this location between Constitution on the north, Dewey avenue on the west and Classen on the east. Remaining Bishop Creek projects are assumed to begin construction in 2030. Overall project cost has been inflated to \$8.3M.

TOTAL PROJECT BUDGET BY FUND SOURCE AND PURPOSE:

THIS PROJECT NEEDS ASSISTANCE FROM:

Purpose	Fnd 321	Fnd 322	Total
Design	715,900	349,100	1,065,000
ROW	115,400	55,600	171,000
Utilities			0
Const.	4,773,300	2,326,700	7,100,000
Materials			0
Total	5,604,600	2,731,400	0 8,336,000

Bldg Maint	
IT	
Pub Wks	
Utilities	
Parks	
Other	

Reimbursable Account?

Last Update 2/6/19

ANNUAL BUDGET

CITY OF NORMAN

PROJECT TITLE:	Brookhaven Creek Interceptor Replacements	PROJECT TYPE:	Wastewater System
PROJ. CATEGORY:	Wastewater Collection System	PROJECT NUMBER:	WW
DEPARTMENT:	Utilities	ACCOUNT NUMBER:	032/322
MANAGER:	Mark Daniels	BEGIN & END DATES:	7/1/30 to 6/30/35
WARD(s):		LIFE EXPECTANCY:	50 years

DETAILED PROJECT DESCRIPTION:

Under the Wastewater Flow Monitoring project (WW0042), HDR Engineering completed city-wide flow monitoring and wastewater modeling to simulate the affect a 5-year 4-hour design storm on the existing collection system. Thirty-two flow meters and ten rain gauges utilized to collect dry and wet weather flow data and project wastewater loading under full buildout of the 2025 Land Use Plan. Capacity analysis report recommended improvements necessary to prevent overflow during the design storm at full buildout.

Approximately 6,600 feet of sewer lines in the Brookhaven Creek wastewater basin (Table 4-3) may need improvement over the next 10 to 30 years; improvements are delayed at this time since sewer system overflows are very infrequent at this time and since ongoing sewer replacements under the Sewer Maintenance Plan may continue to decrease infiltration and inflow into the collection system.

EXPENDITURE SCHEDULE through CITY Accounts by FY

Account Number	Cost Element	TOTAL ALL FISCAL YRS	Actual Prior Years	Budget FYE 2019	FYE 2020	FYE 2021	FYE 2022	FYE 2023	FYE 2024	Beyond 5 Years
032.xxxx.432-62.01	Design	82,400								82,400
032.xxxx.432-60.01	ROW	24,500								24,500
032.xxxx.432-61.01	Const	548,500								548,500
322.xxxx.432-62.01	Design	136,600								136,600
322.xxxx.432-60.01	ROW	40,500								40,500
322.xxxx.432-61.01	Const	909,500								909,500
Total		1,742,000	0	0	0	0	0	0	0	1,742,000

OPERATING IMPACT:

slight	Wstwr Fnd	reduced infiltration and inflow, reduced probability of overflow and DEQ fines
--------	-----------	--

STATUS & COMMENTS:

HDR 2014 construction cost estimate is \$1.09M. Future construction cost assumes 2.5% annual increase in construction costs through assumed start date of 2030 to inflated cost of \$1.29M.

TOTAL PROJECT BUDGET BY FUND SOURCE AND PURPOSE:

THIS PROJECT NEEDS ASSISTANCE FROM:

Purpose	Fnd 32	Fnd 322	Total
Design	82,400	136,600	219,000
ROW	24,500	40,500	65,000
Utilities			0
Const.	548,500	909,500	1,458,000
Materials			0
Total	655,400	1,086,600	0

Bldg Maint	
IT	
Pub Wks	
Utilities	
Parks	
Other	

Reimbursable Account?

Last Update 2/4/19

ANNUAL BUDGET

CITY OF NORMAN

PROJECT TITLE:	Corporate Addition Utilities	PROJECT TYPE:	Water System
PROJ. CATEGORY:	Water and Wastewater Systems	PROJECT NUMBER:	Improv.
DEPARTMENT:	Utilities	ACCOUNT NUMBER:	WA/WW
MANAGER:	Mark Daniels	BEGIN & END DATES:	031/321
WARD(s):		LIFE EXPECTANCY:	7/1/18 to 6/30/20
			40 years

DETAILED PROJECT DESCRIPTION:

Project will design and construct water distribution and sewage collection facilities to serve Corporate Addition (as preliminary platted) as well as a small additional area east of the round-about. Water improvements consist of about 1,350 feet of 12-inch waterline which connects the existing waterlines along John Saxon Blvd. and the waterlines in Norman Business Park (this loop is required). The sewer improvements consist of about 1200 feet of very deep 8-inch sewer lines constructed going south to the southern boundary of Corporate Addition and then east about 800 feet to the ean of the gravity service area. Development further east must be served by a lift station.

EXPENDITURE SCHEDULE through CITY Accounts by FY

Account Number	Cost Element	TOTAL ALL FISCAL YRS	Actual Prior Years	Budget FYE 2019	FYE 2020	FYE 2021	FYE 2022	FYE 2023	FYE 2024	Beyond 5 Years
322-xxxx-432-62-01	Design	22,400				22,400				
322-xxxx-432-61-01	Const	149,000				149,000				
		0								
031-xxxx-462-61-01	Design	19,800				19,800				
031-xxxx-462-61-01	Const	131,400				131,400				
		0								
	322 Total	171,400	0	0	0	171,400	0	0	0	0
	031 Total	151,200	0	0	0	151,200	0	0	0	0
	Total	322,600	0	0	0	322,600	0	0	0	0

OPERATING IMPACT: slight Water Fnd ongoing water maintenance

STATUS & COMMENTS:

Water fund (031) to contribute \$151,200; sewer excise tax fund (322) to contribute \$171,400.

TOTAL PROJECT BUDGET BY FUND SOURCE AND PURPOSE:

THIS PROJECT NEEDS ASSISTANCE FROM:

Purpose	Fnd 31	Fnd 322		Total
Design	19,800	22,400		42,200
ROW	0	0		0
Utilities	0	0		0
Const.	131,400	149,000		280,400
Materials	0	0		0
Total	151,200	171,400	0	322,600
Reimbursable Account?	no	no		

Bldg Maint	
IT	
Pub Wks	
Utilities	
Parks	
Other	

Last Update 2/8/19

CITY OF NORMAN

PROJECT TITLE:	South WRF Phase 3 BNR Improvements	PROJECT TYPE:	Wastewater System	Improv.
PROJ. CATEGORY:	Wastewater Improvements	PROJECT NUMBER:	WW	
DEPARTMENT:	Utilities	ACCOUNT NUMBER:	032/323-9048-432	
MANAGER:	Mark Daniels	BEGIN & END DATES:	7/1/19	to 6/30/24
WARD(s):	All	LIFE EXPECTANCY:	50 years	

DETAILED PROJECT DESCRIPTION:

The Wastewater Master Plan recommended expansion of the South WRF to 17 MGD. The engineering report for the South WRF Improvements identified the Phase 2 Improvements as well as anticipated improvements necessary to upgrade treatment processes to improve effluent quality and possibly allow indirect potable reuse. It is assumed the Phase 2 South WRF improvements are in place prior to this project. The Phase 3 improvements will likely include the addition of biological nutrient removal (BNR) to reduce phosphorus and nitrogen and an effluent pump station followed by filtration to further reduce solids. This phase would be required if our effluent discharge permit is made more stringent or if reuse of highly treated effluent for water supply use is implemented. It is assumed that DEQ regulations allowing indirect reuse will become effective in 2020.

EXPENDITURE SCHEDULE through CITY Accounts by FY

Account Number	Cost Element	TOTAL ALL FISCAL YRS	Actual Prior Years	Budget FYE 2019	FYE 2020	FYE 2021	FYE 2022	FYE 2023	FYE 2024	Beyond 5 Years
322-6201	Design	3,800,000						380,000	380,000	3,040,000
032-6201	Design	17,000,000						1,700,000	1,700,000	13,600,000
322-6001	ROW	0								0
032-6001	ROW	0								0
322-6101	Const	13,000,000								13,000,000
032-6101	Const	71,500,000								71,500,000
	Fund 32 Total	88,500,000	0	0	0	0	0	1,700,000	1,700,000	85,100,000
	Fund 322 Total	16,800,000	0	0	0	0	0	380,000	380,000	16,040,000
	Total	105,300,000	0	0	0	0	0	2,080,000	2,080,000	101,140,000
OPERATING IMPACT:	high	Wstwr Fnd	higher power costs to operate BNR basins and effluent pump station							

STATUS & COMMENTS:

Project costs originally taken from the Phase 2 WRF Expansion engineering report dated November 2011. Costs were updated in a 2015 report to the COMCD regarding augmentation with 15 MGD of effluent to Lake Thunderbird. Construction of effluent pipeline to Dave Blue Creek and BNR treatment reduce turbidity, phosphorus and nitrogen to typical augmentation levels are included and inflated to 2023. Design and inspection is based on 20% of total construction cost. The revised cost estimate shown above assumes the following:

- Design of the WRF BNR expansion is initiated in FYE23 while construction is initiated in FYE26.
- Cost sharing for the filtration design & construction is 18%/82% (excise tax/wastewater fund) based on the obligated flow of 13.9 MGD and the design flow of 17.0 MGD; $13.9/17.0 = 81.8\%$. The citizens of Norman approved an ongoing sewer excise tax (SET) on new development to fund future needs (Fund 322) while the wastewater fund (032) is assumed to pay for existing or obligated needs. Project is moved back one year so design would be initiated in FYE23; costs are inflated 2.5%.

TOTAL PROJECT BUDGET BY FUND SOURCE AND PURPOSE:

THIS PROJECT NEEDS ASSISTANCE FROM:

Purpose	Fnd 322	Fnd 32	Total
Design	3,800,000	17,000,000	20,800,000
ROW	0	0	0
Utilities			0
Const.	13,000,000	71,500,000	84,500,000
Materials			0
Total	16,800,000	88,500,000	105,300,000
Reimbursable Account?	no	no	

Bldg Maint	
IT	yes
Pub Wks	
Utilities	
Parks	
Other	

Last Update 2/4/19

ANNUAL BUDGET

CITY OF NORMAN

PROJECT TITLE:	North Water Reclamation Facility	PROJECT TYPE:	Wastewater System
PROJ. CATEGORY:	WRF Systems	PROJECT NUMBER:	WW0204
DEPARTMENT:	Utilities	ACCOUNT NUMBER:	322-, 323-9049-432
MANAGER:	Mark Daniels	BEGIN & END DATES:	7/1/30 to 6/30/35
WARD(s):	All	LIFE EXPECTANCY:	50 Years

DETAILED PROJECT DESCRIPTION:

The Wastewater Master Plan (WWMP) identified sewer needs throughout Norman to accommodate full build-out of the NORMAN 2020 Land Use and Transportation Plan; a new 4.5 MGD North Water Reclamation Facility (WRF) was a component of the WWMP. This project will include the cost of siting, permitting and constructing a new North WRF in the Little River drainage basin to serve the full build-out condition defined as urban area in the current Land Use and Transportation Plan. The Engineering Report (ER) under Project WW0204 is the first step toward obtaining a permit to design and construct the new WRF and will verify the estimated costs included herein. Engineering, permitting and construction of a WRF discharging to the Little River is estimated at \$85 million to \$95 million depending on whether reuse of effluent is permitted.

Total Maximum Daily Load (TMDL) Study would also need to be performed prior to discharge into either the Little River or the Canadian River; design and construction of the improvements would follow when required. For the purpose of this CIP, discharge to the Little River is assumed.

EXPENDITURE SCHEDULE through CITY Accounts by FY

Account Number	Cost Element	TOTAL ALL FISCAL YRS	Actual Prior Years	Budget FYE 2019	FYE 2020	FYE 2021	FYE 2022	FYE 2023	FYE 2024	Beyond 5 Years
322-9049-432.62-01	Design	14,114,000								14,114,000
323-9049-432.62-01	Design	0								0
032-9049-432.62-01	Design	0								0
032-9049-432.61-01	Const	0								0
322-9049-432.61-01	Const	70,886,000								70,886,000
323-9049-432.61-01	Const	0								0
Subtotal Fund 322		85,000,000	0	0	0	0	0	0	0	85,000,000
Subtotal Fund 323		0	0	0	0	0	0	0	0	0
Subtotal Fund 032		0	0	0	0	0	0	0	0	0
Total		85,000,000	0	0	0	0	0	0	0	85,000,000

OPERATING IMPACT: positive Wstwr Fnd New infrastructure to serve existing and future customers

STATUS & COMMENTS:

In 2001, the citizens of Norman approved an ongoing sewer excise tax (SET); SET revenues fund capacity for development occurring after 2001. Based on the remaining obligated capacity being built as a part of the Phase 2 (South) WRF Improvements, the SET would fund 100% of the costs. Projected expenditures are estimated at beyond 5 years as the recently rehabilitated Lift Station D will adequately serve the North sewer basin for at least 10 to 15 years or about 2030. Estimates are 2012 costs and have not been inflated forward to time of implementation.

TOTAL PROJECT BUDGET BY FUND SOURCE AND PURPOSE:

THIS PROJECT NEEDS ASSISTANCE FROM:

Purpose	Fnd 322	Fnd 323	Fnd 32	Total
Design	14,114,000	0	0	14,114,000
ROW	0	0	0	0
Utilities	0	0	0	0
Const.	70,886,000	0	0	70,886,000
Materials	0	0	0	0
Total	85,000,000	0	0	85,000,000

Bldg Maint	
IT	
Pub Wks	
Utilities	
Parks	
Other	

Reimbursable Account? no no Last Update 2/6/19



Jazz in June



Sanitation Fund

CAPITAL IMPROVEMENTS PLAN

SANITATION FUND - 33

ASSUMPTIONS

1. All Projects are scheduled on a Paygo basis and cannot be funded until and unless the voters approve a revenue rate increase and/or revenue bonds.
2. Revenues from the Sanitation Fees shall be used for construction of new facilities or maintenance of existing facilities.
3. Two projects are proposed for funding in FYE20 in the amount of \$210,000.

Sanitation Fund Summary Fund 33

	FYE 18 ACTUAL	FYE 19 BUDGET	FYE 19 ESTIMATED	FYE 20 PROJECTED	FYE 21 PROJECTED	FYE 22 PROJECTED	FYE 23 PROJECTED	FYE 24 PROJECTED
1 Beginning Fund Balance	\$ 11,271,753	\$ 10,473,570	\$ 13,148,780	\$ 9,322,503	\$ 8,708,565	\$ 9,869,790	\$ 10,981,202	\$ 12,039,854
2								
3 Operating Revenues:								
4 Enterprise Fund Fees/Chgs	\$ 14,444,412	\$ 14,750,000	\$ 14,750,000	\$ 15,000,000	\$ 15,280,000	\$ 15,550,000	\$ 15,830,000	\$ 15,830,000
5 Other Revenue	355,242	219,677	219,677	221,874	224,093	226,334	228,597	230,883
6								
7 Total Operating Revenues	\$ 14,799,654	\$ 14,969,677	\$ 14,969,677	\$ 15,221,874	\$ 15,504,093	\$ 15,776,334	\$ 16,058,597	\$ 16,060,883
8								
9 Operating Expenditures:								
10 Salaries / Benefits	\$ 4,342,305	\$ 4,166,715	\$ 4,166,715	\$ 4,569,049	\$ 4,797,501	\$ 5,037,377	\$ 5,289,245	\$ 5,553,708
11 Supplies / Materials	947,438	1,128,298	1,128,137	1,219,343	1,231,536	1,243,851	1,256,290	1,268,853
12 Services / Maintenance	3,092,505	3,884,162	3,922,693	3,878,838	3,917,626	3,956,802	3,996,370	4,036,334
13 Internal Services	620,099	690,196	690,196	757,284	772,430	787,879	803,637	819,710
14 Cost Allocations	1,553,989	1,412,361	1,412,361	1,508,688	1,523,775	1,539,013	1,554,403	1,569,947
15								
16 Total Operating Expenditures	\$ 10,556,336	\$ 11,281,732	\$ 11,320,102	\$ 11,933,202	\$ 12,242,868	\$ 12,564,922	\$ 12,899,945	\$ 13,248,552
17								
18 Net Operating Revenue	\$ 4,243,318	\$ 3,687,945	\$ 3,649,575	\$ 3,288,672	\$ 3,261,225	\$ 3,211,412	\$ 3,158,652	\$ 2,812,331
19								
20 Other Revenue:								
21 Interest Income	\$ 106,115	\$ 100,000	\$ 100,000	\$ 100,000	\$ 100,000	\$ 100,000	\$ 100,000	\$ 100,000
22 Bond/Grant Proceeds	-	-	-	-	-	-	-	-
23								
24 Total Other Revenue	\$ 106,115	\$ 100,000	\$ 100,000	\$ 100,000	\$ 100,000	\$ 100,000	\$ 100,000	\$ 100,000
25								
26 Other Expenditures:								
27 Audit Accruals/Adjustments	\$ 125,223							
28 Capital Equipment	1,584,472	\$ 2,095,075	\$ 2,508,146	\$ 2,157,842	\$ 2,200,000	\$ 2,200,000	\$ 2,200,000	\$ 2,200,000
29 Debt Service - 2010 Notes	315,940	318,652	318,652	1,634,768	-	-	-	-
30 Debt Service - 2013 Notes	335,975	168,446	168,446	-	-	-	-	-
31 Capital Projects	64,796	2,652,000	4,580,608	210,000	-	-	-	-
32 I/F Transfer - General Fund - Meter Svs	46,000	-	-	-	-	-	-	-
33								
34 Total Other Expenditures	\$ 2,472,406	\$ 5,234,173	\$ 7,575,852	\$ 4,002,610	\$ 2,200,000	\$ 2,200,000	\$ 2,200,000	\$ 2,200,000
35								
36 Net Revenues (Expenditures)	\$ 1,877,027	\$ (1,446,228)	\$ (3,826,277)	\$ (613,938)	\$ 1,161,225	\$ 1,111,412	\$ 1,058,652	\$ 712,331
37								
38 Ending Fund Balance	\$ 13,148,780	\$ 9,027,342	\$ 9,322,503	\$ 8,708,565	\$ 9,869,790	\$ 10,981,202	\$ 12,039,854	\$ 12,752,185
39								
40 Reserves								
41 Reserve for Operations	\$ 844,507	\$ 902,539	\$ 905,608	\$ 954,656	\$ 979,429	\$ 1,005,194	\$ 1,031,996	\$ 1,059,884
42 Reserve for Capital	2,233,568	2,241,961	2,233,568	2,200,000	2,200,000	2,200,000	2,200,000	2,200,000
43 Reserve (Deficit) Surplus	10,070,705	5,882,843	6,183,327	5,553,909	6,690,361	7,776,008	8,807,858	9,492,301
44								
45 Total Reserves	\$ 13,148,780	\$ 9,027,342	\$ 9,322,503	\$ 8,708,565	\$ 9,869,790	\$ 10,981,202	\$ 12,039,854	\$ 12,752,185

Sanitation Project Table Fund 33

Pg #	Acct No	Project Number	Project Name	FYE 2019 Budget	FYE 2019 Estimate	FYE 2020	FYE 2021	FYE 2022	FYE 2023	FYE 2024	BEYOND 5 YEARS
EXPENDITURES											
	033-9975-432	SA0014	Compost Area Pad Improvements	175,000	175,000	0	0	0	0	0	0
108	033-9975-432	SA0019	Compost Facility Scale House	0	0	110,000	0	0	0	0	0
	033-9975-432	SA0015	Effluent Truck Washing Facility	455,000	455,000	0	0	0	0	0	0
	033-9975-432	SA0016	Effluent Rouse at Compost Facility	480,000	480,000	0	0	0	0	0	0
	033-9975-432	SA0018	Sanitation Master Plan	300,000	300,000	0	0	0	0	0	0
109	033-9975-432	SA0006	Transfer Station Renovation	230,323	230,323	100,000	0	0	0	0	0
	033-9975-432	SA0009	Sent Cont Maint Facility	480,000	480,000	0	0	0	0	0	0
	033-9975-432	SA0010	East Norman Recycle Center	181,500	181,500	0	0	0	0	0	0
	033-9975-432	SA0011	Sent Office Improvements	84,385	84,385	0	0	0	0	0	0
	033-9975-432	WW0312	WRF Class A Sludge Improvement	1,242,000	1,242,000	0	0	0	0	0	0
	033-9975-432	SA0012	Material Recovery Facility	1,000,000	1,000,000	0	0	0	0	0	0
	033-9975-432	SA0013	Compost Equipment Storage Shed	12,500	12,500	0	0	0	0	0	0
TOTAL SANITATION FUND 33 PROJECTS				\$4,580,708	\$4,580,708	\$210,000	\$0	\$0	\$0	\$0	\$0

* closed

- means unused funds to be returned to fund balance at end of fiscal year.

CITY OF NORMAN

PROJECT TITLE:	Compost Facility Scale House	PROJECT TYPE:	Bldgs & Gnds	Improv.
PROJ. CATEGORY:	Building Improvements	PROJECT NUMBER:	SA0019	
DEPARTMENT:	Utilities	ACCOUNT NUMBER:	033-9975-432	
MANAGER:	Bret Scovil	BEGIN & END DATES:	7/1/19	to 6/30/20
WARD(s):		LIFE EXPECTANCY:	10 Years	

DETAILED PROJECT DESCRIPTION:

Purchase and install portable metal building as scalehouse at Yard Waste Composting Facility located on Bratcher Minor Road west of Jenkins. Building will serve as scalehouse with toilet, work/storage room with one small office serving two full-time employees and visitors. Building will replace smaller prefab building purchased in about 2003 which is severely deteriorated and inadequate. Building size will be approximately 400 SF with HVAC (\$90,000). Project will also include provision of a computer/email (\$5000) and extension and re-connection of existing water, sewer and electric utilities (\$5,000). Design fees are included to allow competitive bidding for the purchase and installation of the building.

EXPENDITURE SCHEDULE through CITY Accounts by FY

Account Number	Cost Element	TOTAL ALL FISCAL YRS	Actual Prior Years	Budget FYE 2019	FYE 2020	FYE 2021	FYE 2022	FYE 2023	FYE 2024	Beyond 5 Years
6201	Design	10,000			10,000					
6001	ROW	0								
6701	Utilities	5,000			5,000					
6101	Const.	90,000			90,000					
6301	Materials	5,000			5,000					
		0								
	Total	110,000	0	0	110,000	0	0	0	0	0

OPERATING IMPACT:

negligible	San Fnd
------------	---------

STATUS & COMMENTS:

TOTAL PROJECT BUDGET BY FUND SOURCE AND PURPOSE:

THIS PROJECT NEEDS ASSISTANCE FROM:

Purpose	Fnd 33	Actual	Budget	Total
Design	10,000			10,000
ROW	0			0
Utilities	5,000			5,000
Const.	90,000			90,000
Materials	5,000			5,000
Total	110,000	0	0	110,000

Bldg Maint	
IT	
Pub Wks	
Utilities	yes
Parks	
Other	

Reimbursable Account? no

Last Update 6/14/19

ANNUAL BUDGET

CITY OF NORMAN

PROJECT TITLE:	Transfer Station Renovation	PROJECT TYPE:	Bldgs & Gnds	Maint.	
PROJ. CATEGORY:	Solid Waste Facilities	PROJECT NUMBER:	SA0005		
DEPARTMENT:	Utilities	ACCOUNT NUMBER:	033-9975-432		
MANAGER:	Bret Scovill	BEGIN & END DATES:	7/1/07	to	6/30/20
WARD(s):	All	LIFE EXPECTANCY:	20 Years		

DETAILED PROJECT DESCRIPTION:

The old Transfer Station located at 3901 S. Chautauqua just south of SH 9 was built in 1985 and is in poor condition because of the heavy usage, especially the concrete floor, push walls, and metal exterior. This project will remove the push walls and tunnel, renovate the floor and exterior walls and allow the building to be converted to other uses in the future. This project is being amended to also include repairs/improvements to the newer transfer station constructed in 2008.

EXPENDITURE SCHEDULE through CITY Accounts by FY

Account Number	Cost Element	TOTAL ALL FISCAL YRS	Actual Prior Years	Budget FYE 2019	FYE 2020	FYE 2021	FYE 2022	FYE 2023	FYE 2024	Beyond 5 Years
033-9975-432.62-01	Design	33,750	10,927	22,823						
	ROW	0								
	Utilities	0								
033-9975-432.61-01	Const	322,000	14,500	207,500	100,000					
	Matls	0								
		0								
	Total	355,750	25,427	230,323	100,000	0	0	0	0	0

OPERATING IMPACT:

negligible	San Fnd
------------	---------

STATUS & COMMENTS:

Metal frame building for original transfer station has been demolished with concrete pad remaining; additional renovation on hold until ultimate use of the facility is determined. HVAC and electrical improvements to new transfer station being completed in FYE19. New funding is being provided to allow concrete flooring to be rehabilitated, fencing and gate repairs around the facility, and a new metal building (approx. 400 SF) for welding, and small equipment and tool storage.

TOTAL PROJECT BUDGET BY FUND SOURCE AND PURPOSE:

Purpose	Fnd 33		Total
Design	33,750		33,750
ROW	0		0
Utilities	0		0
Const.	322,000		322,000
Materials	0		0
Total	355,750	0	355,750

THIS PROJECT NEEDS ASSISTANCE FROM:

Bldg Maint	
IT	
Pub Wks	
Utilities	yes
Parks	
Other	

Reimbursable Account? no

Last Update 1/29/19

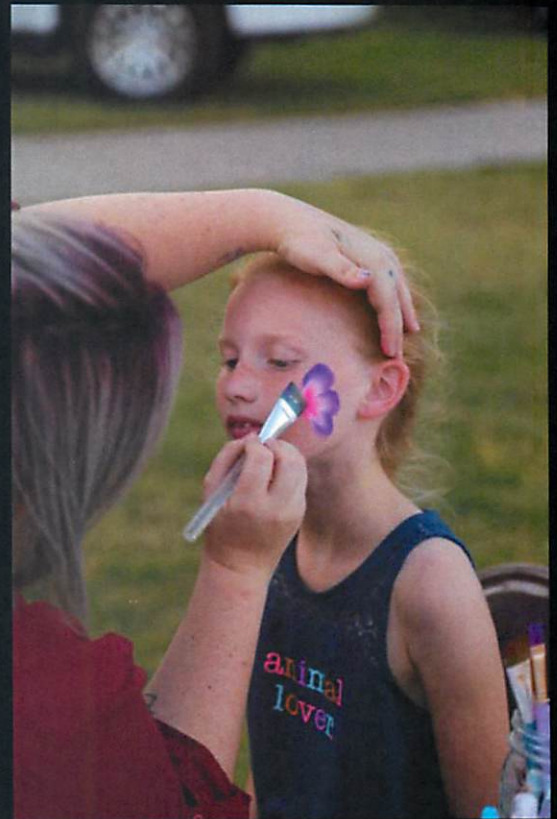
ANNUAL BUDGET



Earth Day Festival in April



Midsummer Night's Fair



Capital Fund

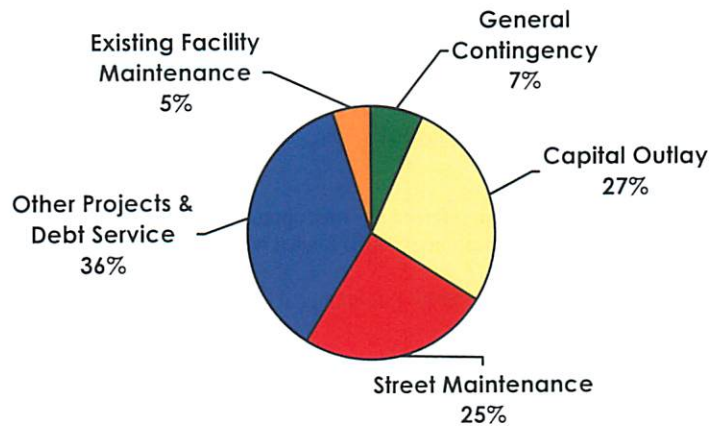
CAPITAL IMPROVEMENTS PLAN

CAPITAL FUND – 50

ASSUMPTIONS

1. Capital Fund revenues are primarily received from 70% of the Second Cent Sales Tax, per referendum of September 1976. Their purpose is to finance General Fund related capital needs. Revenue amounts are projected to increase at annual growth rates based on trend line analysis.
2. New capital sales tax revenue will be generally allocated as follows:
 - 7% General Contingency – reserved for inflation and unanticipated needs;
 - 5% Maintenance of Existing Facilities – preventive maintenance needs;
 - 27% Capital Outlay – major equipment such as vehicles and computer hardware;
 - 25% Street Maintenance – life extending treatments to public streets and drainage ways, one street crew and one drainage crew; and
 - 36% Pay-As-You-Go (PAYGO) projects not eligible for an enterprise fund revenues, Debt Service for the 1992 General Obligation Bonds, transfer to Arterial Road Recoupment Fund and salaries for city personnel working on capital projects.

Allocation of New Sales Tax



3. Until a Drainage Utility is created for future funding of storm water drainage projects, such projects will be funded from capital sales tax revenues.
4. As feasible, the City will pursue funding from all eligible sources (such as the State and Federal governments, as well as private interests), when pursuing street and intersection improvements and it is assumed they will participate at the eligible funding levels.
5. Park development projects will be phased on a PAYGO basis, using city funds, private contributions, and Federal or state assistance. Park Development Fees (Fund 52) will also be available for construction of Community and Neighborhood Parks.
6. It is assumed that improvements and expansion of existing neighborhood parks is more important than acquiring and constructing new neighborhood facilities, unless it involves undeveloped neighborhood parks in areas with growing demand for services. Further, land desired for future community park and open space needs should be acquired at the earliest possible date in order to preserve it from being otherwise developed.
7. The City will explore the option of selling bonds to advance major projects, due to a lack of other available revenues.

8. Periodically, the private sector participates in project expenses through impact fees.
9. See Figures in the Appendix and individual project sheets for locations of specific projects.
10. Due to unexpected increase in materials and fuel costs, project expenses for those capital improvements approved in the March 31, 2005 Bond referendum are estimated to increase significantly more than the originally approved estimates. These are of the highest priority because of the commitment made to the electorate. Therefore, adjustments and reschedulings were made to other projects to accommodate these cost increases. The source of funding is the capital fund balance.
11. Beginning in FYE 2008, the Capital Fund began subsidizing the Westwood Fund by means of transfers. These funds are spent on capital projects and capital equipment. Specific items in the current budget and five year CIP are as follows:
 - FYE 2020 - Golf cart replacements and golf course equipment (\$83,000),
 - FYE 2021 - Golf cart replacements (\$42,000) and golf course equipment (\$19,500),
 - FYE 2022 - Golf cart replacements (\$42,000) and golf course equipment (\$19,500),
 - FYE 2023 - Golf cart replacements (\$42,000) and golf course equipment (\$19,500), and
 - FYE 2024 - Golf cart replacements (\$42,000) and golf course equipment (\$19,500).
12. The Electorate approved a sales tax for public safety (referred to herein as Public Safety Sales Tax, PSST) on May 13, 2008 and an extension of the PSST on April 1, 2014, earmarking part of the proceeds for construction, equipping and staffing of two new fire stations and other police and fire related capital purposes. These have been included in the capital budget as Fire Station 8, Fire Station 9 and the Smalley Center. The sales taxes will be transferred from the General Fund to the Capital Fund at the rate of expenditures.
13. In previous years, the Capital Fund paid for personnel working on capital projects by transferring from the Capital Fund to non-enterprise funds. Beginning in FYE 2012, salaries and benefits will be paid directly from the Capital Fund. Personnel include: 2 CIP Engineers, 1 Traffic Engineer, 1 Stormwater Engineer, 25% of an Engineering Assistant, 70% of a Park Planner I, 40% of a Park Planner II, 80% of a Utility Coordinator, 50% of a Construction Inspector, 80% of a Construction Inspector, and 75% of the Facility Maintenance Supervisor. Two new capital project engineers were added in FYE17.
14. In August, 2012 a General Obligation Bond referendum was approved (\$42,575,000) for street maintenance program. Some of these were previously partially funded with Capital Penny Sales Tax. The Pay-Go funding will be reallocated to other needs as Council reviews specific projects.
15. In April, 2016 a General Obligation Bond referendum was approved (\$25,360,000) for continuation of the previous street maintenance program with additional street locations. This is funded with a temporary sales tax.
16. In April, 2019 a General Obligation Bond referendum was approved (\$72,000,000) for transportation projects and are included. This is funded with a temporary sales tax.
17. A total of \$261,770 paygo capital sales tax remains reserved for the Senior Center until appropriated by City Council.
18. A total of \$786,690 paygo capital sales tax is reserved for the Robinson/I-35/Crossroads project until and if it is needed to be appropriated by Council, depending on availability of Federal matching funds.

Capital Fund Summary Fund 50

	FYE 18 ACTUAL	FYE 19 BUDGET	FYE 19 ESTIMATED	FYE 20 PROJECTED	FYE 21 PROJECTED	FYE 22 PROJECTED	FYE 23 PROJECTED	FYE 24 PROJECTED
1 Beginning Fund Balance	\$ 36,266,194	\$ 9,683,197	\$ 42,878,840	\$ 20,588,281	\$ 17,961,883	\$ 1,110,390	\$ 46,342,886	\$ 40,977,062
2								
3 Revenues:								
4 Sales Tax	\$ 12,063,853	\$ 11,992,288	\$ 12,250,000	\$ 13,565,038	\$ 14,107,639	\$ 14,225,764	\$ 14,794,795	\$ 15,386,587
5 Interest/Investment Income	126,213	150,000	400,000	150,000	150,000	150,000	150,000	150,000
6 GO Bond Interest Income	159,172	-	55,000	-	-	-	-	-
7 Donations/Other	768,463	-	-	660,510	-	200,000	-	-
8								
9 Subtotal	\$ 13,117,701	\$ 12,142,288	\$ 12,705,000	\$ 14,375,548	\$ 14,257,639	\$ 14,575,764	\$ 14,944,795	\$ 15,536,587
10 I/F Transf - General	-	-	-	-	-	-	-	-
11 I/F Transf - Seizures Fund	82,500	-	-	-	-	-	-	-
12 I/F Transf - Special Grant Fund	100,000	-	-	-	-	-	-	-
13 I/F Transf - CDBG Fund	6,923,064	-	5,486,132	-	-	-	-	-
14 I/F Transf - Water Fund	338,122	-	-	-	-	-	-	-
15 I/F Transf - UNP TIF Fund	1,301,242	-	-	-	-	-	-	-
16 Bond Proceeds	6,105,000	9,795,000	19,455,743	20,000,000	-	52,000,000	-	-
17								
18 Total Revenue	\$ 27,967,629	\$ 21,937,288	\$ 37,646,875	\$ 34,375,548	\$ 14,257,639	\$ 66,575,764	\$ 14,944,795	\$ 15,536,587
19								
20 Expenditures:								
21 Salary and Benefits	\$ 1,156,124	\$ 1,224,084	\$ 1,224,084	\$ 1,235,582	\$ 1,297,361	\$ 1,362,229	\$ 1,430,341	\$ 1,501,858
22 Services and Maintenance	2,273	16,699	25,099	16,699	16,866	17,035	17,205	17,377
23 Capital Outlay (Transfer)	2,818,416	3,266,918	4,068,134	3,963,931	3,809,063	3,840,956	3,994,595	4,154,378
24 Capital Outlay - Capital Fund	-	-	-	2,500	-	-	-	-
25 Street Maintenance	483,098	2,305,377	6,911,178	2,305,377	2,305,377	2,305,377	2,305,377	2,305,377
26 Capital Projects (See Detail)	5,747,907	4,587,800	17,954,502	4,648,500	2,633,000	4,034,000	2,608,000	1,833,000
27 Maintenance of Facilities	330,370	295,300	627,398	259,182	185,000	185,000	185,000	185,000
28 Paygo (Bond Projects)	111,207	-	371,736	-	-	-	-	-
29 New Bond Projects - 08B - 2008 Vote	65,381	-	113,008	-	-	-	-	-
30 New Bond Projects - 12B - 2010 Vote	1,632,895	-	78,944	-	2,000,000	911,402	174,983	-
31 New Bond Projects - 12C	9,394	-	-	-	-	-	-	-
32 New Bond Projects - 15 - 2012 Vote	2,406,624	2,417,500	10,438,468	-	-	-	570,625	-
33 New Bond Projects - 16 - 2016 Vote	3,817,118	4,739,999	10,701,770	-	-	-	-	-
34 New Bond Projects - 18 - ERP	662,242	-	5,323,298	-	-	-	-	-
35 New Bond Projects - 19 - 2016 Vote	-	-	58,748	4,803,302	5,033,934	-	-	-
36 New Bond Projects - 19A - 2008 Vote	-	-	-	9,488,743	-	-	-	-
37 New Bond Projects - 19B - 2019 Vote	-	-	-	8,345,803	11,888,326	6,487,434	7,727,035	4,402,382
38 Bond Issue Cost	-	160,000	332,000	-	-	260,000	-	-
39 Debt Service- ERP	-	1,312,358	1,312,358	1,316,384	1,319,762	1,322,492	664,574	-
40 Audit Accruals/Adj/Encumbrances	791,947	-	-	-	-	-	-	-
41								
42 Subtotal	\$ 20,034,996	\$ 20,326,035	\$ 59,540,725	\$ 36,386,003	\$ 30,488,689	\$ 20,725,925	\$ 19,677,734	\$ 14,399,372
43 I/F Transf - GF (Storm Water Drainage Labor)	68,861	285,229	285,229	70,000	73,500	77,175	81,034	85,085
44 I/F Transf - GF	-	-	-	-	-	-	-	-
45 I/F Transf - PSST Fund	-	-	-	462,943	485,443	478,668	490,351	730,596
46 I/F Transf - UNP TIF Fund	518,512	-	-	-	-	-	-	-
47 I/F Transf - Water Fund	689,265	-	-	-	-	-	-	-
48 I/F Transf - Westwood - Golf	43,349	111,480	111,480	83,000	61,500	61,500	61,500	61,500
49								
50 Total Expenditures	\$ 21,354,983	\$ 20,722,744	\$ 59,937,434	\$ 37,001,946	\$ 31,109,132	\$ 21,343,268	\$ 20,310,619	\$ 15,276,554
51								
52 Net Difference	\$ 6,612,646	\$ 1,214,544	\$ (22,290,559)	\$ (2,626,398)	\$ (16,851,493)	\$ 45,232,496	\$ (5,365,824)	\$ 260,033
53								
54 Ending Fund Balance	\$ 42,878,840	\$ 10,897,741	\$ 20,588,281	\$ 17,961,883	\$ 1,110,390	\$ 46,342,886	\$ 40,977,062	\$ 41,237,096
55								
56 Reserves:								
57 General Contingency	844,470	839,460	857,500	949,553	987,535	995,804	1,035,636	1,077,061
58 Reserve for Senior Center	261,770	261,770	261,770	261,770	261,770	261,770	261,770	261,770
59 Reserve for Robinson/Crossroads Project	-	-	-	788,588	788,588	788,588	788,588	788,588
60 Reserve for Bond Proceeds - 08B - 2008 Vote	112,293	-	-	-	-	-	-	-
61 Reserve for Bond Proceeds - 12B - 2010 Vote	3,165,329	914,255	3,086,385	3,086,385	1,086,385	174,983	-	-
62 Reserve for Bond Proceeds - 15 - 2012 Vote	6,562,448	(1,974,611)	(3,876,020)	(3,876,020)	(3,876,020)	(3,876,020)	(4,446,645)	(4,446,645)
63 Reserve for Bond Proceeds - 16 - 2016 Vote	10,701,770	1,717,826	-	-	-	-	-	-
64 Reserve for Bond Proceeds - 16 - PSST	-	-	-	-	-	-	-	-
65 Reserve for Bond Proceeds - 18 - ERP	5,442,758	-	119,460	119,460	119,460	119,460	119,460	119,460
66 Reserve for Bond Proceeds - 19 - 2016 Vote	-	9,635,000	9,781,252	4,977,950	(55,984)	(55,984)	(55,984)	(55,984)
67 Reserve for Bond Proceeds - 19A - 2008 Vote	-	-	9,488,743	-	-	-	-	-
68 Reserve for Bond Proceeds - 19B - 2019 Vote	-	-	-	11,654,197	(234,129)	45,018,437	37,291,402	32,889,020
69 Reserve for Encumbrances	6,775,305	-	-	-	-	-	-	-
70 Available for New Projects	9,012,697	(495,959)	869,191	(0)	2,821,373	3,704,436	6,771,423	11,392,414
71								
72 Total Reserves	\$ 42,878,840	\$ 10,897,741	\$ 20,588,281	\$ 17,961,883	\$ 1,898,978	\$ 47,131,474	\$ 41,765,650	\$ 42,025,684

Capital Fund Project Table

Fund 50

Pg #	Acct No	Project Number	Project Name	FYE 2019 Budget	FYE 2019 Estimate	FYE 2020	FYE 2021	FYE 2022	FYE 2023	FYE 2024	BEYOND 5 YEARS
EXPENDITURES											
I. CAPITAL OUTLAY (Approximately 27% by Formula)											
	050-3000-410	SC	Capital Outlay (Capital Penny Sales Tax) (8/7/18)	4,025,837	4,024,134	3,983,831	3,928,063	3,840,955	3,984,625	4,154,378	-
SUBTOTAL CAPITAL OUTLAY				4,025,837	4,024,134	3,983,831	3,928,063	3,840,955	3,984,625	4,154,378	0
II. STREET MAINTENANCE (Approximately 28% by Formula)											
	119	050-6300-431	SC0022 Alley Repair Program	200,000	200,000	0	0	0	0	0	0
		050-6300-431	SC0030 Alley Repair Program FYE18	200,000	200,000	0	0	0	0	0	0
		050-6300-431	SC Alley Repair Program FYE20	0	0	200,000	0	0	0	0	0
		050-6300-431	SC Alley Repair Program FYE21-24	0	0	0	200,000	200,000	200,000	200,000	ongoing
		050-6511-431	SC0559 Asphalt Pavt Maint FYE 2018	126,478	126,478	0	0	0	0	0	0
		050-6511-431	SC0103 Asphalt Pavt Maint FYE 2018	173,935	173,935	0	0	0	0	0	0
		050-6511-431	SC0104 ODOT Roadway Resurf 15	300,000	300,000	0	0	0	0	0	0
		050-6511-431	SC0581 Haddock: Peters-Crowbird	305,000	305,000	0	0	0	0	0	0
		050-6511-431	SC0584 Asphalt Pavt Maint FYE 2018	10,878	10,878	0	0	0	0	0	0
		050-6511-431	SC0585 38th Ave NE: Alameda Street to Robinson	50,000	50,000	0	0	0	0	0	0
		050-6511-431	SC0603 Cermanche St: Jones Ave to Peters Ave	314,540	314,540	0	0	0	0	0	0
		050-6511-431	SC0001 Whispang Hills North Addition Streets	295,400	295,400	0	0	0	0	0	0
		050-6511-431	SC0002 Asphalt Pavt Maint FYE2018	282,814	282,814	0	0	0	0	0	0
		050-6511-431	SC0023 Rock Creek: 48th NW to 72nd NW	3,781	3,781	0	0	0	0	0	0
		050-6511-431	SC0040 Rural Rd Impr Data/Test18	255,051	255,051	0	0	0	0	0	0
		050-6511-431	SC0041 Asphalt Pavt Maint FYE2019	73,839	73,839	0	0	0	0	0	0
		050-6511-431	SC0042 Fourtch Gate Addition	18,038	18,038	0	0	0	0	0	0
		050-6511-431	SC0043 Hampton Court	161,821	161,821	0	0	0	0	0	0
		050-6511-431	SC0044 Hawthorne Plaza Addition	198,559	198,559	0	0	0	0	0	0
		050-6511-431	SC0045 Brookhaven Addition	45,809	45,809	0	0	0	0	0	0
		050-6511-431	SC0046 Robinson Street 3294-3050	69,352	69,352	0	0	0	0	0	0
		050-6511-431	SC0047 Berkeley Addition	12,500	12,500	0	0	0	0	0	0
		050-6511-431	SC0051 Infrastructure Data Collection/Testing	0	0	591,216	0	0	0	0	0
		050-6511-431	SC0052 Asphalt Pavt Maint FYE2020	0	0	125,571	0	0	0	0	0
		050-6511-431	SC0053 Tecumseh: 12th to 30th NE	0	0	103,060	0	0	0	0	0
		050-6511-431	SC0054 Franklin: 24th NE to 30th NE	0	0	10,000	0	0	0	0	0
		050-6511-431	SC Rock Creek: Schulte Dr to 24th NE	0	0	0	633,677	633,677	633,677	633,677	ongoing
		050-6511-431	SC Infrastructure Data Collection/Testing	0	0	0	0	0	0	0	0
		050-6511-431	SC Asphalt Pavt Maint FYE 2021-2024	0	0	0	0	0	0	0	0
		050-6511-431	SC Asphalt Paver Patch FYE 2017	197,048	197,048	0	0	0	0	0	0
		050-6511-431	SC0005 Whispang Hills South Addition Streets	1,372	1,372	0	0	0	0	0	0
		050-6511-431	SC0006 24th Ave SE: Highway 77 to New pavement	148,250	148,250	0	0	0	0	0	0
		050-6511-431	SC0024 Asphalt Pavt Maint FYE 2018	37,340	37,340	0	0	0	0	0	0
		050-6511-431	SC0025 80th SE: Hwy9-Cedar Lane	12,500	12,500	0	0	0	0	0	0
		050-6511-431	SC0048 Asphalt Pavt Maint FYE 2018	258,500	258,500	0	0	0	0	0	0
		050-6511-431	SC0049 East Interstate Dr: Main to Robinson	12,500	12,500	0	0	0	0	0	0
		050-6511-431	SC0046 Infrastructure Data Collection/Testing	0	0	100,000	0	0	0	0	0
		050-6511-431	SC0048 East Interstate Dr: Main to Robinson	0	0	191,000	0	0	0	0	0
		050-6511-431	SC0050 Indian Hills Rd: 72nd Ave NE to 8th Ave NE	0	0	10,000	0	0	0	0	0
		050-6511-431	SC0058 Infrastructure Data Collection/Testing	0	0	0	0	0	0	0	0
		050-6511-431	SC Asphalt Paver Patch FYE 2021-2024	0	0	0	271,000	271,000	271,000	271,000	ongoing
		050-6511-431	SC Concrete Pavement Maintenance FYE 2018	160,000	160,000	0	0	0	0	0	0
		050-6511-431	SC0111 Morningside Dr: Alameda St - Schulte Dr	68,000	68,000	0	0	0	0	0	0
		050-6511-431	SC0059 Concrete Pavement Maintenance FYE 2018	25,000	25,000	0	0	0	0	0	0
		050-6511-431	SC0060 Peters Ave & Colmanche Street Intersection	100,000	100,000	0	0	0	0	0	0
		050-6511-431	SC0061 Peters Ave & Eufusia Street Intersection	163,000	163,000	0	0	0	0	0	0
		050-6511-431	SC0062 Reed Avenue/Schulte Drive	61,000	61,000	0	0	0	0	0	0
		050-6511-431	SC0063 Concrete Pavement Maintenance FYE 2017	61,000	61,000	0	0	0	0	0	0
		050-6511-431	SC0064 Morningside Dr: Schulte Dr to Alameda St	143,400	143,400	0	0	0	0	0	0
		050-6511-431	SC0065 Reed Ave: Schulte to Sherwood Dr	150,000	150,000	0	0	0	0	0	0
		050-6511-431	SC0066 Schulte Dr: Morningside Dr to 938 Schutz Dr	138,000	138,000	0	0	0	0	0	0
		050-6511-431	SC0067 Concrete Pavement Maintenance FYE 2018	12,500	12,500	0	0	0	0	0	0
		050-6511-431	SC0068 Stubbeman of Norman North High School	93,720	93,720	0	0	0	0	0	0
		050-6511-431	SC0069 University/Hughart Intersection	168,938	168,938	0	0	0	0	0	0
		050-6511-431	SC0070 Concrete Pavement Maintenance FYE 2019	27,342	27,342	0	0	0	0	0	0
		050-6511-431	SC0071 Brooks: Pickard to Flood	12,500	12,500	0	0	0	0	0	0
		050-6511-431	SC0072 Woodlawn Industrial Tract	0	0	0	0	0	0	0	0
		050-6511-431	SC0073 Pickard: Timbered to Whispang Pines Dr	0	0	0	0	0	0	0	0
		050-6511-431	SC0074 Infrastructure Data Collection/Testing	0	0	0	0	0	0	0	0
		050-6511-431	SC Concrete Pavement Maintenance FYE 2020	0	0	25,000	0	0	0	0	0
		050-6511-431	SC0087 Iwue St: Meride St to Sherry Ave	0	0	35,000	0	0	0	0	0
		050-6511-431	SC0088 Brooks St: Jenkins Ave to Cissan	0	0	11,500	0	0	0	0	0
		050-6511-431	SC0089 Jenkins Ave: 783 Jenkins Ave	0	0	16,000	0	0	0	0	0
		050-6511-431	SC0090 917 24th Ave SW: curb alignment	0	0	85,000	0	0	0	0	0
		050-6511-431	SC0091 Lindsey St: 12th SE to Creekside	0	0	105,000	0	0	0	0	0
		050-6511-431	SC0092 Rock Creek: Flood to Stubbeman	0	0	10,000	0	0	0	0	0
		050-6511-431	SC0093 Infrastructure Data Collection/Testing	0	0	0	0	0	0	0	0
		050-6511-431	SC Concrete Pavement Maintenance FYE 2021-2024	0	0	0	300,500	300,500	300,500	300,500	ongoing
		050-6511-431	SC0094 Concrete Valley Gutter Project FYE 2018	74,800	74,800	0	0	0	0	0	0
		050-6511-431	SC0095 Concrete Valley Gutter Project FYE 2019	75,000	75,000	0	0	0	0	0	ongoing
		050-6511-431	SC Concrete Valley Gutter Project FYE 2020-24	0	0	75,000	75,000	75,000	75,000	75,000	ongoing
		050-6511-431	SC0096 Crack Seal FY17	184,813	184,813	0	0	0	0	0	0
		050-6511-431	SC0098 Crack Seal FY18	225,000	225,000	0	0	0	0	0	ongoing
		050-6511-431	SC Crack Seal FY20	0	0	225,000	0	0	0	0	0
		050-6511-431	SC Crack Seal FY21-24	0	0	0	225,000	225,000	225,000	225,000	ongoing
		050-6511-431	SC Rural Roads Improvements FYE 2012	29,367	29,367	0	0	0	0	0	0
		050-6511-431	SC0037 120 NE: 1/2 M N of Lindsey to End	0	0	0	0	0	0	0	0
		050-6511-431	SC0078 Rural Roads Improve FYE 2018	44,408	44,408	0	0	0	0	0	0
		050-6511-431	SC0080 Rural Chp Seal FYE15	298,914	298,914	0	0	0	0	0	0
		050-6511-431	SC0081 Rural Road Improve FYE 2017	0	0	0	0	0	0	0	0
		050-6511-431	SC0082 Post Oak Rd: 80th Ave SE to 72nd Ave SE	129,188	129,188	0	0	0	0	0	0
		050-6511-431	SC0083 Rural Road Improve FYE 2018	129,188	129,188	0	0	0	0	0	0
		050-6511-431	SC0084 90th SE: Post Oak-Etawah	129,188	129,188	0	0	0	0	0	0
		050-6511-431	SC0085 Cedar Ln: 48th SE to 54th SE	129,188	129,188	0	0	0	0	0	0
		050-6511-431	SC0086 Post Oak Rd: 72nd SE-E-24th SE	12,500	12,500	0	0	0	0	0	0
		050-6511-431	SC0087 Rural Road Improvement Data/Test18	0	0	0	0	0	0	0	0
		050-6511-431	SC0088 Rural Road Improve FYE 2019	29,800	29,800	0	0	0	0	0	0
		050-6511-431	SC0089 Franklin Rd: 24th NW to 1000 Franklin Rd	357,692	357,692	0	0	0	0	0	0
		050-6511-431	SC0090 Franklin Rd: 1400 W Franklin to 12th Ave NE	12,500	12,500	0	0	0	0	0	0
		050-6511-431	SC0091 Infrastructure Data Collection/Testing	0	0	0	0	0	0	0	0
		050-6511-431	SC0092 Rural Roads Improve FYE 2020	0	0	190,055	0	0	0	0	0
		050-6511-431	SC0093 1820th Svc: Hwy 9 to Inhof Rd (match County)	0	0	36,540	0	0	0	0	0
		050-6511-431	SC0094 Chip Seal Locales (done by County)	0	0	163,405	0	0	0	0	0
		050-6511-431	SC0095 Inhof Rd: 132nd SE to 144th SE	0	0	0	0	0	0	0	0
		050-6511-431	SC0096 Infrastructure Data Collection/Testing	0	0	10,000	0	0	0	0	0
		050-6511-431	SC Rural Roads Improve FYE 2021-2024	0	0	0	400,000	400,000	400,000	400,000	ongoing
Subtotal Street Maintenance Projects				6,911,178</							

Capital Fund Project Table (continued) Fund 50

Pg #	Acct No	Project Number	Project Name	FYE 2019 Budget	FYE 2019 Estimate	FYE 2020	FYE 2021	FYE 2022	FYE 2023	FYE 2024	BEYOND 5 YEARS
EXPENDITURES											
III. MAINTENANCE OF EXISTING FACILITIES 8%											
050-6077-419 MAINTENANCE OF EXISTING FACILITIES											
		EF0104	12th Rac Gym Floor Replacement	400	400	0	0	0	0	0	0
		EF0211	Building A Engineer Office Remodel #	20	20	0	0	0	0	0	0
		EF0105	Building C Halfway Door Project	2,670	2,670	0	0	0	0	0	0
		EF0225	Building C Restroom Renov and ADA Compliance	50,000	50,000	0	0	0	0	0	0
		EF0179	Datascraper Return Air System (2/12/19 CC action)	0	0	0	0	0	0	0	0
		EF0213	Fire - Repair Trunch Prop	45,000	45,000	0	0	0	0	0	0
		EF0104	Fire Administration Office Security	7,000	7,000	0	0	0	0	0	0
		EF0100	Fire Administration Remodel	38,039	38,039	0	0	0	0	0	0
		EF0150	Fire Station #6 - Restoration & Repairs	2,038	2,038	0	0	0	0	0	0
		EF0134	Fire Station 1 Repair	8,500	8,500	0	0	0	0	0	0
		EF0229	Fire Station 1,2,4 Overhead Doors	0	0	34,200	0	0	0	0	0
		EF0205	Fire Station 4	700	700	0	0	0	0	0	0
		EF0226	Fire Station 4 - Rehabilitation	22,500	22,500	39,682	0	0	0	0	0
		EF0214	Fire Station 7 Remodel	14,378	14,378	0	0	0	0	0	0
		EF0215	Fire Stations Overhead Door Replacements	8,655	8,655	0	0	0	0	0	0
		EF0184	Firehouse Art gutter replacement	2,059	2,059	0	0	0	0	0	0
		EF0216	Fleet Shop Office/Platben	42,695	42,695	0	0	0	0	0	0
		EF0105	Fleet Window Replacement*	1,500	1,500	0	0	0	0	0	0
		EF0109	Painting Municipal Complex	100,000	100,000	50,000	50,000	50,000	50,000	50,000	50,000
		EF0167	Park Electrical Services Maintenance	5,000	5,000	5,000	5,000	5,000	5,000	5,000	5,000
		EF0162	Park Maintenance Office Repairs	4,477	4,477	0	0	0	0	0	0
		EF0012	Park Parking Lots & Sidewalks Maintenance	40,000	40,000	40,000	40,000	40,000	40,000	40,000	40,000
		EF0002	Playground component replacement	12,097	12,097	15,000	15,000	15,000	15,000	15,000	15,000
		EF0197	Park Shelter, Restroom & Structure Maintenance	10,000	10,000	20,000	20,000	20,000	20,000	20,000	20,000
		EF0124	Park Sign & Fence Maintenance	36,849	36,849	25,000	25,000	25,000	25,000	25,000	25,000
		EF0219	Police - Animal Welfare Kennel Improvements	3,828	3,828	0	0	0	0	0	0
		EF0210	Police - Animal Welfare Kennel Shade	10,000	10,000	0	0	0	0	0	0
		EF0220	Police - Animal Welfare Kennel Trailer Carport	5,000	5,000	0	0	0	0	0	0
		EF0227	Police - Building B	22,500	22,500	0	0	0	0	0	0
		EF0226	Police Headquarters 3 Room Renovation	12,750	12,750	0	0	0	0	0	0
		EF0223	Police - NIC - Exterior Doors	5,583	5,583	0	0	0	0	0	0
		EF0224	Police - Security NIC - Gate & Lighting	63,628	63,628	0	0	0	0	0	0
		EF0173	Recreation Center Interior Renovations	2,640	2,640	0	0	0	0	0	0
		EF0168	Senior Theater Sign and Marquee Repairs	2,412	2,412	0	0	0	0	0	0
		EF0217	Sports Field Relighting	7,201	7,201	10,000	10,000	10,000	10,000	10,000	10,000
		EF0110	Westwood Pro Shop Roof Replacement	1,850	1,850	0	0	0	0	0	0
		EF0222	Whittier & Irving Exterior Paint & Door Replacement	35,227	35,227	0	0	0	0	0	0
		EF0020	Maintenance of Existing Facilities Contingency #	0	0	20,000	20,000	20,000	20,000	20,000	20,000
		**SUBTOTAL MAINTENANCE OF EXISTING FACILITIES		627,336	627,336	256,182	165,000	165,000	165,000	165,000	165,000
IV. OTHER CAPITAL PROJECTS PAYAS 2020-20											
TRANSPORTATION SYSTEMS WITH STATE AND FEDERAL FUNDING											
130	050-6076-431	TR0051	12th Ave NE and High Meadows Dr	525,653	525,653	0	0	0	0	0	0
	050-	TR	12th NW, Rock Creek to Thomason	0	0	0	0	0	630,000	0	1,260,400
131	050-6076-431	TR0051	12th SE & Third Village Signal	61,252	61,252	10,000	0	0	0	0	0
	050-6079-431	TR0053	24th Ave NW & Tee Drive Intersection with traffic signal	487,785	487,785	0	0	0	0	0	0
132	050-6079-431	TR0102	30th Ave NW & Crail Dr Signal	28,252	28,252	0	0	240,000	0	0	0
	050-6079-431	TR0200	30th Ave NW & Havenbrook Signal	2,822	2,822	0	0	0	0	0	0
133	050-6079-431	TR0100	30th Ave NW & Tecumseh Road	33,712	33,712	0	0	100,000	0	0	0
	050-6076-431	TR0109	30th NW, Bart Corner to Cascade Blvd Signal Interconnect	21,895	21,895	0	0	0	0	0	0
	050-6076-431	TR0079	Alameda/Findlay Signal	935	935	0	0	0	0	0	0
	050-6076-431	TR0237	Alameda/Summit Lakes Blvd/Lockwood Dr Signal	28,310	28,310	0	0	0	0	0	0
	050-6076-431	TR0091	Boyd and University Boulevard New Signal	47,554	47,554	0	0	0	0	0	0
	050-6076-431	TR0003	Boyd Street Sidewalk Improvements	3,132	3,132	0	0	0	0	0	0
	050-6087-431	TR0058	Boyd/Pickard Intersection Bridge	9,002	9,002	0	0	0	0	0	0
	050-6052-431	TR0100	Cedar Lane: E of 24th SE to 30th SE (PayGo)	277,500	277,500	0	0	0	0	0	0
	050-6076-431	TR0057	Classen Blvd Signal	320,000	320,000	0	0	0	0	0	0
	050-6081-431	TR0105	CNG Compressor Storage Upgrade	15,371	15,371	0	0	0	0	0	0
	050-6086-431	TR0111	Constitution Street Multi-Modal Path Extension	228,255	228,255	0	0	0	0	0	0
	050-6076-431	TR0064	Flood Ave & Venture Drive Signal	60,610	60,610	80,000	0	0	0	0	0
	050-6088-431	TR0112	Flood Avenue Multi-Modal Path	122,661	122,661	0	0	0	0	0	0
	050-6052-431	TR0042	Hwy 9/12th River Bridge	1,005	1,005	0	0	0	0	0	0
135	050-6079-431	TR0122	I-35 Corridor Study Phase 2	0	0	300,000	0	0	0	0	0
	050-6052-431	TC0039	Jennette & Braucher/Idrop Intersection Realignment	50,000	50,000	0	0	0	0	0	0
	050-6055-431	TR0082	Legacy Trail Multi Modal Path Extension (match)	359,879	359,879	0	0	0	0	0	0
	050-6084-431	TC0045	Lindsey St. Interchange Aesthetic	21,754	21,754	0	0	0	0	0	0
136	050-6300/9-400	TR0047	Main Street Downtown Improvements W Ed-Enh	301,409	301,409	0	0	0	0	0	0
	050-6076-431	TR0115	McGee Drive Sidewalk: SH9-Lindsey	30,000	30,000	0	0	64,000	0	0	0
137	050-6035-431	TR0008	ODOT Audit Adjustments	121,815	121,815	100,000	100,000	100,000	100,000	100,000	100,000
	050-6011-431	TR0055	Pavement Overlay Citywide	194,771	194,771	0	0	0	0	0	0
	050-6079-431	TR0067	Porter & Acres Inter & Signal (PayGo)	102,625	102,625	0	0	0	0	0	0
	050-6161-431	TR0019	Railroad Corridor Safety	64,538	64,538	0	0	0	0	0	0
	050-6161-431	TR0003	Railroad Outer Zone	916,535	916,535	0	0	0	0	0	0
	050-6052-431	TR0104	Robinson Street West of I-35 (match for Fund 57)	685,631	685,631	0	0	0	0	0	0
	050-6076-431	TR0238	Robinson/12th NE Signal & Intersection	13,501	13,501	0	0	0	0	0	0
138	050-6079-431	TR0059	Rock Creek: 12th NW & Trailwoods Signal	457,672	457,672	0	0	700,000	0	0	0
139	050-6052-431	TR0094	Rock Creek: GrandView to 30th NW Widening	159,372	159,372	0	0	497,000	0	0	0
	050-6023-431	TR0061	State Routes to School - Kennedy (match)	13,222	13,222	0	0	0	0	0	0
	060-6387-419	SR0102	Site #11 RockCreek/168th/160th	16,872	16,872	0	0	0	0	0	0
	060-6387-419	SR0103	Site #17 Inhoff Channel	124,043	124,043	0	0	0	0	0	0
	060-6387-419	SR0104	Site #28 72nd/16th/Tecumseh	88,987	88,987	0	0	0	0	0	0
	060-6387-419	SR0100	Site #7 RockCreek/168th/160th	27,878	27,878	0	0	0	0	0	0
	060-6387-419	SR0101	Site #9 Post Oak/104th/120th	20,650	20,650	0	0	0	0	0	0
	060-6387-419	SR0110	Franklin: 24th E-48th E	3,414	3,414	0	0	0	0	0	0
	050-6050-431	TR0073	State HWY 9 Multi-modal Path Phase 1 (match)	223,974	223,974	0	0	0	0	0	0
	050-6050-431	TR0107	SH 9 Multi-Modal Path Phase 2 (match)	255,000	255,000	0	0	0	0	0	0
	050-6050-431	TR0116	State Highway 9 Multi Modal Path Ph 3 (match)	352,423	352,423	0	0	0	0	0	0
	050-6350-431	TR0120	Technology Place street extension	550,000	550,000	0	0	0	0	0	0
	050-6076-431	TR0101	US 77 (Classen) & Post Oak Signal	75,000	75,000	0	0	0	0	0	0
	050-6079-431	TR0239	US 77 (Classen) and Inhoff	67,484	67,484	0	0	0	0	0	0
	050-6011-431	TC0041	Wayfinding Signage #	635	635	0	0	0	0	0	0
Subtotal Transp w/ Fed Funds				7,685,817	7,685,817	410,000	180,000	1,701,000	730,000	100,000	1,260,400

- 115 -
ANNUAL BUDGET

P#	Acct No	Project	EXPENDITURES							
			FYE 2019	FYE 2020	FYE 2021	FYE 2022	FYE 2023	FYE 2024	BEYOND 5 YEARS	
140	050-9206-431	TC0038	406,200	406,200	100,000	100,000	100,000	100,000	100,000	100,000
141	050-9687-431	TC0054	522,128	522,128	100,000	100,000	100,000	100,000	100,000	100,000
142	050-9052-431	TC0283	2,688	2,688	0	0	0	0	0	0
143	050-9052-431	TC0272	49,659	49,659	0	0	0	0	0	0
144	050-9371-431	TC0001	0	0	100,000	100,000	100,000	100,000	100,000	100,000
145	050-9089-431	TC0174	3,990	3,990	50,000	50,000	50,000	50,000	50,000	50,000
146	050-9370-431	SC0037	841	841	0	0	0	0	0	0
147	050-9492-431	SC0059	1,192	1,192	10,000	10,000	10,000	10,000	10,000	10,000
148	050-9611-431	TC0249	274,500	274,500	0	0	0	0	0	0
149	050-9178-431	TC0275	30,000	30,000	30,000	30,000	30,000	30,000	30,000	30,000
150	050-9497-431	TC0155	40,000	40,000	40,000	40,000	40,000	40,000	40,000	40,000
151	050-9172-431	TC0256	45,000	45,000	0	0	0	0	0	0
152	050-9172-431	TC0252	0	0	0	0	0	0	0	0
153	050-9492-431	TC0270	350,000	350,000	100,000	100,000	100,000	100,000	100,000	100,000
154	050-9071-431	TC0230	23,443	23,443	50,000	50,000	50,000	50,000	50,000	50,000
155	050-9644-419	BC0047	110,000	110,000	0	0	0	0	0	0
156	050-9677-419	BC0077	203,607	203,607	1,000,000	1,000,000	1,000,000	1,000,000	1,000,000	1,000,000
157	050-9305-419	BC0041	0	0	0	0	0	0	0	0
158	050-9556-419	BC0047	1,945	1,945	0	0	0	0	0	0
159	050-9540-419	EF1004	65,828	65,828	50,000	50,000	50,000	50,000	50,000	50,000
160	050-9556-419	BC0000	0	0	0	0	0	0	0	0
161	050-9556-419	BC0000	0	0	0	0	0	0	0	0
162	050-9172-431	BC0040	145,000	145,000	50,000	50,000	50,000	50,000	50,000	50,000
163	050-9644-419	BC0075	215,000	215,000	50,000	50,000	50,000	50,000	50,000	50,000
164	050-9664-419	BC0049	314,961	314,961	300,000	300,000	300,000	300,000	300,000	300,000
165	050-9664-419	BC0046	0	0	100,000	100,000	100,000	100,000	100,000	100,000
166	050-9075-431	BC0050	0	0	0	0	0	0	0	0
167	050-9052-419	BC0000	0	0	0	0	0	0	0	0
168	050-9052-419	BC0000	0	0	0	0	0	0	0	0
169	050-9052-419	BC0000	0	0	0	0	0	0	0	0
170	050-9052-419	BC0000	0	0	0	0	0	0	0	0
171	050-9052-419	BC0000	0	0	0	0	0	0	0	0
172	050-9052-419	BC0000	0	0	0	0	0	0	0	0

Capital Fund Project Table (continued)
Fund 50

Capital Fund Project Table (continued)

Fund 50

Proj #	Acct No	Project Number	Project Name	FYE 2018 Budget	FYE 2019 Estimate	FYE 2020	FYE 2021	FYE 2022	FYE 2023	FYE 2024	BEYOND 6 YEARS	
EXPENDITURES												
		050-0005-451	SC0013 Force Account Drainage Materials FYE 2017									
		050-0005-451	SC0014 Martel Creek: Reestablish natural vegetative liner	70,198	70,198	0	0	0	0	0	-	
		050-0005-451	SC0014 Lochwood & Devonshire: Drainage Improvements	25,000	25,000	0	0	0	0	0	-	
		050-0005-451	SC0015 Shelby Ct. Drainage Improvements	30,000	30,000	0	0	0	0	0	-	
		050-0005-451	SC0031 Force Account Drainage Materials FYE 2018									
		050-0005-451	SC0031 Learning Elm Storm Sewer Study	70,000	70,000	0	0	0	0	0	-	
		050-0005-451	SC0032 Martel Creek at Crestmont	65,000	65,000	0	0	0	0	0	-	
		050-0005-451	SC0090 Force Account Drainage Materials FYE 2019									
		050-0005-451	SC0090 Cove Hollow Court Turn	135,000	135,000	0	0	0	0	0	-	
173		050-0005-451	SC0078 Force Account Drainage Materials FYE 2020-2024			135,000	135,000	135,000	135,000	135,000	ongoing	
		050-0000-431	DR0002 Inhoff Creek Stabilization Study	58,999	58,999	0	0	0	0	0	-	
		050-0005-431	DR0005 Mastey Lake Dam Repair	40,000	40,000	0	0	0	0	0	-	
		050-0020-431	DR0020 Viewward Detention Drainage	14,498	14,498	0	0	0	0	0	-	
175		050-0005-431	DR0001 Lake Thunderbol'd Wetland TMDL Compliance	784,755	784,755	0	300,000	300,000	300,000	300,000	ongoing	
		050-0717-431	DR0009 W Main Drainage Structure's Bridge	325,000	325,000	0	0	0	0	0	-	
		050-0005-431	DR0015 Tecumseh/20th HW - channel	39,798	39,798	0	0	0	0	0	-	
				Subtotal Drainage	3,779,319	3,779,319	468,000	768,000	768,000	768,000	0	
				**SUBTOTAL OTHER CAPITAL PROJECTS (Pay Go)	23,877,800	23,877,800	14,137,243	2,433,000	4,634,000	2,628,000	1,833,000	1,288,400

V. TRANSFERS												
na		050-5000-491	Transfer to GP 51 Maint Drainage Labor # (4/4/19)	205,229	205,229	70,000	73,500	77,175	81,034	85,085	-	
na		050-5000-491	Services and Maintenance # (4/4/19)	18,098	25,000	18,098	18,098	17,035	17,205	17,377	-	
na		050-5000-491	YP Travel - P&ST Fund (9/10/19)	0	0	462,943	465,443	478,058	493,351	730,586	-	
na		050-5000-491	Transfer To Washwood Golf # (4/4/19)	111,490	111,490	83,000	81,500	81,500	81,500	81,500	-	
				**SUBTOTAL TRANSFERS Subtotal Transfers for Projects	415,817	423,629	623,642	627,539	637,768	650,000	894,469	0

VI. SALARIES AND BENEFITS												
na		050-	Salary and Benefits # (4/4/19)	1,224,084	1,224,084	1,235,582	1,297,361	1,362,229	1,430,341	1,501,858	-	
				**SUBTOTAL SALARIES AND BENEFITS	1,224,084	1,224,084	1,235,582	1,297,361	1,362,229	1,430,341	1,501,858	0

VII. BOND PROJECTS (March 28, 2008 Referendum)											
Proposition 1											
na		050-0161-431	SP0357 Proposition 1 Insurance Cost (GOB)	0	0	0	0	0	0	0	-
na		050-0161-431	SP0357 Railroad Quiet Zone (PayGo)	131,941	131,941	0	0	0	0	0	-
na		050-0161-431	SP0357 Railroad Quiet Zone (Bond)	113,008	113,008	0	0	0	0	0	-
na		050-0005-431	TR0228 Duty RR Crossing and Realignment (GOB)*	0	0	0	0	0	0	0	-
na		050-0005-431	TR0228 Duty RR Crossing and Realignment (PayGo)*	0	0	0	0	0	0	0	-
				Subtotal GOB GOB COSTS PROP. 1	113,008	113,008	0	0	0	0	0
				not receipt. Subtotal PAYGO COSTS PROP. 1	131,941	131,941	0	0	0	0	0
Proposition 2											
na		050-0677-418	SP0358 Proposition 2 Insurance Cost (GOB)	0	0	0	0	0	0	0	-
na		050-0210-431	TR0013 Fire Admin Remodel (Bond) (Prop 4)	140	0	0	0	0	0	0	-
na		050-0162-431	TR0013 Jerkins and Inhoff Signal (PayGo)	6,150	6,150	0	0	0	0	0	-
na		050-0162-431	SP0358 Lindsey, Jerkins to Clatsop Widening (GOB)*	0	0	0	0	0	0	0	-
na		050-0162-431	SP0358 Rock Creek/Parker to 12th NE Widening (GOB)*	0	0	0	0	0	0	0	-
				incl 5078 Subtotal GOB COSTS PROP. 2	140	0	0	0	0	0	0
				not receipt. Subtotal PAYGO COSTS PROP. 2	6,150	6,150	0	0	0	0	0
				Subtotal 2008 GOB Bond Insurance Costs	0	0	0	0	0	0	0
				Subtotal 2008 GOB Fund 50	113,148	113,008	0	0	0	0	0
				Subtotal PayGo Fund 50	138,091	138,091	0	0	0	0	0

VIII. BOND PROJECTS (March 2, 2010 Referendum)											
Proposition 1											
na		050-0383-431	SP0242 Proposition 1 Insurance Cost (GOB)	0	0	0	0	0	0	0	-
na		050-0384-431	SP0239 Urban Concrete Pavement 2018	48,028	48,028	0	0	0	0	0	-
na		050-0384-431	SP0239 Main St Park Dr-Berry Rd*	30,423	30,423	0	0	0	0	0	-
na		050-0384-431	SP0248 Road Reconstruction 2018*	3,258	3,258	0	0	0	0	0	-
na		050-0384-431	SP0248 Road Reconstruction 2018 (Detoko: Berry to Unhy)*	3,258	3,258	0	0	0	0	0	-
Proposition 2											
na		050-0386-419	SP0313 Proposition 2 Insurance Cost (GOB)	0	0	0	0	0	0	0	-
na		050-0386-419	SP0313 Outdoor Warning	168	168	0	0	0	0	0	-
				Subtotal 2010 GOB Bond Insurance Costs	0	0	0	0	0	0	0
				Subtotal 2010 GOB Fund 50	78,844	78,844	0	0	0	0	0

IX. BOND PROJECTS (October 2012 Referendum)											
Proposition Insurance Cost (GOB) (rev 3-21-13)											
na		050-0652-431	TR0191 12th Ave SE/Hwy9-Cedar Ln (PAYGO)	218,375	218,375	0	0	0	0	0	-
na		050-0652-431	SP0191 12th Ave SW: Highway 9 to Cedar Lane Widening	52,874	52,874	0	0	0	0	0	-
na		050-0652-431	SP0192 24th East Widening from Lindsay to Robinson	4,113,878	4,113,878	0	0	0	0	0	-
178		050-0652-431	SP0157 36th Ave NW: Tecumseh to Indian Hills Rd Widening	3,969,334	3,969,334	2,000,000	0	911,402	0	0	-
177		050-0652-431	SP0190 Alameda Street Safety Project	400,103	400,103	0	0	0	748,608	0	-
		050-0382-431	SP0195 Bridge Replacement Franklin Rd 1/2 Mi W 12th NW	608,610	608,610	0	0	0	0	0	-
		050-0382-431	SP0194 Bridge Replacement Main St Local Bridge No 018	368,885	368,885	0	0	0	0	0	-
		050-0078-431	SP0198 Cedar Lane Rd: 12th Ave SE to 24th Ave SE Widening	18,438	18,438	0	0	0	0	0	-
		050-0052-431	TR0193 Lindsay: 24th SW to Berry Rd Widening Phase 1 (PAYGO)	15,270	15,270	0	0	0	0	0	-
		050-0052-431	SP0159 Lindsay: 24th SW to Berry Rd Widening	871,700	871,700	0	0	0	0	0	-
				Subtotal 2012 GOB Bond Insurance Costs	0	0	0	0	0	0	0
				Subtotal 2012 GOB Fund 50	10,517,382	10,517,412	2,000,000	911,402	748,608	0	0
				Subtotal PAYGO	233,645	233,645	0	0	0	0	0

Capital Fund Project Table (continued)

Fund 50

Project	Fiscal Year	Project Name	Description	EXPENDITURES										
				FYE 2018	FYE 2019	FYE 2020	FYE 2021	FYE 2022	FYE 2023	FYE 2024	BOND			
X. BOND PROJECTS (April 2, 2018 Referendum)														
178	050-8401-431	Urban Asphalt Pavement	Proposition 1 Issuance Cost (GOB)	160,000	160,000	0	1,438,388	0	0	0	0	0		
	BP0358	Murphy; Lindsey - S 1500 block		7,665	7,665	0	0	0	0	0	0	0		
	BP0359	Adkins Crossing Addition		19,054	19,054	0	0	0	0	0	0	0		
	BP0360	Old Brook Cr; Main St to end		12,150	12,150	0	0	0	0	0	0	0		
	BP0361	Cambridge Addition		58,887	58,887	0	0	0	0	0	0	0		
	BP0362	Springbrook Addition		58,828	58,828	0	0	0	0	0	0	0		
	BP0363	Cambridge Plaza Addition		88,847	88,847	0	0	0	0	0	0	0		
	BP0364	Frazee Addition		82,739	82,739	0	0	0	0	0	0	0		
	BP0365	Tulla Addition		143,380	143,380	0	0	0	0	0	0	0		
	BP0366	Norman Old Town		19,658	19,658	0	0	0	0	0	0	0		
	BP0367	MATTG		23,854	23,854	0	0	0	0	0	0	0		
	BP0368	Warwick Addition		68,684	68,684	0	0	0	0	0	0	0		
	FYE 18	BP0369	Saratoga; Victory-DeWitt	21,298	21,298	0	0	0	0	0	0	0		
	BP0371	Norman Old Town Addition		298,159	298,159	0	0	0	0	0	0	0		
	BP0372	Clasen/Miller Urban Asphalt		71,530	71,530	0	0	0	0	0	0	0		
	BP0373	Broad Acres Addition		188,878	188,878	0	0	0	0	0	0	0		
	BP0374	Research Pk; Rock Creek-Stubbsen		100,883	100,883	0	0	0	0	0	0	0		
	BP0375	Hall Park Addition		87,834	87,834	0	0	0	0	0	0	0		
	BP0376	Pendleton; Rock Creek to South End		73,293	73,293	0	0	0	0	0	0	0		
	BP0377	Springbrook Addition		148,281	148,281	0	0	0	0	0	0	0		
	BP0378	Rosa's Addition		78,351	78,351	0	0	0	0	0	0	0		
	FYE 19	BP0400	Live Oak Drive; Walnut Road to End	128,141	128,141	0	0	0	0	0	0	0		
	BP0401	Mayfair Drive; Stephens Drive to Kent Street		128,482	128,482	0	0	0	0	0	0	0		
	BP0402	Prairie Creek Addition		450,357	450,357	0	0	0	0	0	0	0		
	BP0403	Lera's University Addition		558,342	558,342	0	0	0	0	0	0	0		
	BP0404	Howe's Addition		183,787	183,787	0	0	0	0	0	0	0		
	FYE 20	BP0435	Oakhurst Addition	0	0	88,969	0	0	0	0	0	0		
	BP0436	Norman, Old Town		0	0	488,198	0	0	0	0	0	0		
	BP0437	Exridge Addition		0	0	324,654	0	0	0	0	0	0		
	BP0438	Hall Park Addition		0	0	49,830	0	0	0	0	0	0		
	BP0439	Hawthorne Plaza		0	0	15,435	0	0	0	0	0	0		
	BP0440	Highland Village Addition		0	0	291,801	0	0	0	0	0	0		
	BP0441	Crystal Springs Addition		0	0	187,210	0	0	0	0	0	0		
	BP0442	Berkley Addition		0	0	230,828	0	0	0	0	0	0		
180	050-8393-431	Urban Concrete Pavement	Proposition 1 Issuance Cost (GOB)	537,438	537,438	0	1,772,494	0	0	0	0	0		
	FYE 18	BP0380	Brookhaven Addition	337,438	337,438	0	0	0	0	0	0	0		
	BP0381	Cambridge Addition		23,783	23,783	0	0	0	0	0	0	0		
	BP0382	Arbor Lakes Addition		24,838	24,838	0	0	0	0	0	0	0		
	BP0383	Cherry Creek Addition		82,800	82,800	0	0	0	0	0	0	0		
	BP0384	Carlisle Cr; Woods-Woods		41,454	41,454	0	0	0	0	0	0	0		
	BP0385	Castro St; Ponca-Classen		28,400	28,400	0	0	0	0	0	0	0		
	BP0387	Woodlawn Addition		208,943	208,943	0	0	0	0	0	0	0		
	BP0388	Westwood Addition		138,900	138,900	0	0	0	0	0	0	0		
	BP0389	Oakwood Dr; McFee-Wylie		81,800	81,800	0	0	0	0	0	0	0		
	FYE 19	BP0405	Beaumont Dr; Brandywine Ln to Elloch Dr	210,000	210,000	0	0	0	0	0	0	0		
	BP0406	Boyd St; 12th Ave SE to Elloch Dr		241,200	241,200	0	0	0	0	0	0	0		
	BP0407	Westarfield Manor Addition		834,000	834,000	0	0	0	0	0	0	0		
	BP0408	Brookhaven Addition		87,600	87,600	0	0	0	0	0	0	0		
	BP0409	Cherry Creek Dr; Main St to Stone Wall Dr		42,787	42,787	0	0	0	0	0	0	0		
	BP0410	Woodlawn Addition		891,600	891,600	0	0	0	0	0	0	0		
	BP0411	Pleasant Grove; Buckingham Dr to Bridgeport Rd		42,000	42,000	0	0	0	0	0	0	0		
	BP0412	East Interstate Drive; Main to Robinson		1,104,184	1,104,184	0	0	0	0	0	0	0		
	FYE 20	BP0443	Colonial Estates	0	0	875,484	0	0	0	0	0	0		
	BP0444	Westfield Manor		0	0	101,858	0	0	0	0	0	0		
	BP0445	Brookhaven Addition		0	0	28,839	0	0	0	0	0	0		
	BP0446	Lakewood Addition		0	0	127,704	0	0	0	0	0	0		
	BP0447	Highland Meadows Addition		0	0	158,379	0	0	0	0	0	0		
	BP0448	Woodlawn Addition		0	0	207,948	0	0	0	0	0	0		
	BP0449	Queenston Heights		0	0	50,225	0	0	0	0	0	0		
	BP0450	Hardie Rucker Addition		0	0	208,187	0	0	0	0	0	0		
	BP0451	Woodlawn Addition		0	0	90,878	0	0	0	0	0	0		
	BP0452	Norman Industrial Tract		0	0	206,759	0	0	0	0	0	0		
183	050-9371-431	Rural Asphalt	Proposition 1 Issuance Cost (GOB)	83,978	83,978	0	700,000	0	0	0	0	0		
	BP0379	10th Ave NE; Franklin Rd to Statia Rd		83,978	83,978	0	0	0	0	0	0	0		
	FYE 18	BP0413	106th NE; Franklin-Statia	598,440	598,440	0	0	0	0	0	0	0		
	BP0414	Rock Creek Rd; 24th Ave NE to 80th Ave NE		750,000	750,000	0	0	0	0	0	0	0		
	FYE 20	BP0453	Porter Ave; Franklin/Indian Hills Rd	0	0	250,000	0	0	0	0	0	0		
	BP0454	Robinson St; 24th Ave NE/88th Ave NE		0	0	250,000	0	0	0	0	0	0		
185	050-8383-431	Urban Reconstruction	Proposition 1 Issuance Cost (GOB)	968,838	968,838	0	1,103,052	0	0	0	0	0		
	FYE 18	BP0227	Road Reconstruction 2018 (Lahoma;Gray-Nebraska)	968,838	968,838	0	0	0	0	0	0	0		
	FYE 20	BP0414	McCall Dr; Chautauque Ave/Pickard Ave	40,000	40,000	959,073	0	0	0	0	0	0		
	FYE 19	BP0413	Walnut Rd; 2700 Walnut Rd to Imhoff Rd	489,131	489,131	0	0	0	0	0	0	0		
	BP0378	Lahoma Ave; Nebraska St to Hughson Dr		1,081,772	1,081,772	0	0	0	0	0	0	0		
	Subtotal 2018 GOB Bond Issuance Costs				160,000	160,000	0	0	0	0	0	0	0	
	Subtotal 2018 GOB Project Expenses				10,750,818	10,750,818	4,823,322	6,033,834	0	0	0	0	0	
	TOTAL 2018 BOND				\$10,820,818	\$10,820,818	\$4,823,322	\$6,033,834	\$0	\$0	\$0	\$0	\$0	
XI. BOND PROJECTS (April 2, 2018 Referendum)														
187	050-0419-431	BP0423	Bond Issuance Cost (GOB)	0	0	0	0	0	0	0	0	0		
188	050-0419-431	BP0420	36th SE - Cedar Lane to SHB Widening and Reconstruct	0	0	772,812	25,781	28,781	600,781	325,781	1,285,880	0		
189	050-0419-431	BP0418	Cedar Lane - E of 24th Ave SE to 36th Ave SE Reconst.	0	0	44,248	784,248	394,248	3,048,888	0	0	0		
190	050-0419-431	BP0416	Porter Avenue and Acres Street Widening and Signal	0	0	3,287,782	0	0	0	0	0	0		
191	050-0419-431	BP0417	Tucumseh - 12th Ave NE to 24th Ave NE Reconst.	0	0	2,188,820	0	0	0	0	0	0		
192	050-0419-431	BP0415	Jenkins Ave - Imhoff Road to Lindsey Street Widening &	0	0	548,727	7,371,040	1,911,184	0	0	0	0		
193	050-0419-431	BP0418	Porter Ave Streetcapse	0	0	599,473	325,800	4,004,936	982,351	0	0	0		
194	050-0419-431	BP0421	James Garner Ave - Acres to Duffy St Roadway Improv	0	0	634,443	1,018,466	20,466	316,294	785,303	1,882,468	0		
195	050-0419-431	BP0425	Constitution St - Jenkins Ave to Clamen Blvd Reconst.	0	0	474,130	984,904	1,024,991	453,084	833,064	1,783,901	1,878,369	0	
196	050-0419-431	BP0426	24th Ave NE - Rock Creek to Tucumseh Widening	0	0	0	0	0	887,265	18,389	4,258,738	0		
197	050-0419-431	BP0427	48th Ave NW Phase 1 - Robinson to Rock Creek Widening	0	0	0	0	0	996,878	31,180	1,838,294	0		
198	050-0419-431	BP0421	48th Ave NW Phase 2 - Rock Creek to Tucumseh Widening	0	0	0	0	0	0	0	0	0		
199	050-0419-431	BP0424	Gray Street 2-way conversion	0	0	0	0	0	0	0	0	0		
200	050-0419-431	BP0428	Lindsey Street Phase 1 - Elm Ave to Jenkins Ave Widening	0	0	0	0	0	0	0	0	0		
201	050-0419-431	BP0432	Lindsey Street Phase 2 - Pickard Ave to Elm Ave Widening	0	0	0	0	0	0	0	0	0		
202	050-0419-431	BP0429	Indian Hills Road - 48th Ave NW to I-35 Widening	0	0	0	0	0	0	0	0	0		
203	050-0419-431	BP0430	Indian Hills Road and I-35 Matching Funds	0										

Capital Fund Project Table (continued)

Fund 50

Pg #	Acct No	Project Number	Project Name	FYE 2019 Budget	FYE 2019 Estimate	FYE 2020	FYE 2021	FYE 2022	FYE 2023	FYE 2024	BEYOND 5 YEARS
EXPENDITURES											
TOTAL CAPITAL FUND 50 PROJECTS' EXPENSES				\$59,521,543	\$59,532,020	\$35,683,062	\$29,789,370	\$19,780,776	\$19,646,046	\$15,276,563	\$32,389,920
			RESERVE FOR SENIOR CENTER	261,770	261,770	261,770	261,770	261,770	261,770	261,770	261,770
07/2019			RESERVE FOR ROBINSOHN-18 WESTCROSS BROADS	0	0	786,690	786,690	786,690	786,690	786,690	786,690
			RESERVE - 7% OF NEW REVENUE FOR CONTINGENCY	839,469	837,500	943,532	967,635	995,803	1,035,834	1,077,061	0
REVENUES											
I. NEW SALES CAPITAL PENNY SALES TAX REVENUE				11,992,238	12,250,000	13,548,038	14,197,639	14,228,784	14,794,798	15,386,587	-
II. GOB PROCEEDS											
			Municipal Complex Renovation 2008 Election	0	9,960,743	0	0	0	0	0	-
			GOB - 2019 Vote	0	0	20,000,000	0	82,000,000	0	0	-
			Street Maintenance Bond Program 2016 (4/6/16)	9,795,000	9,795,000	0	0	0	0	0	-
			Subtotal	9,795,000	19,455,743	20,000,000	0	82,000,000	0	0	0
III. OTHER INCOME											
			Storm Recovery Projects (reimbursement)(2/20/19)	0	0	253,250	0	0	0	0	-
Fund 21			COBG-DR COBG Loan Repayment(2/21/18)	4,703,005	5,488,132	0	0	0	0	0	-
Private			BP/TR Tecumseh: 12th NE to Hillstar	0	0	0	0	200,000	0	0	-
BNSF			TRO019 Railroad Safety (claims submitted to BNSF in 2001)	0	0	0	0	0	0	0	506,380
Private			TRO059 Rock Creek @ 12th NW & Trailwood	0	0	397,200	0	0	0	0	-
			Subtotal	4,703,005	5,488,132	660,810	0	200,000	0	0	506,380

* closed

0 - means unused funds to be returned to fund balance at end of fiscal year.

CITY OF NORMAN

PROJECT TITLE:	Alley Repair Program	PROJECT TYPE:	Street Maintenance	Maint.
PROJ. CATEGORY:	General Maintenance	PROJECT NUMBER:	SC0639	
DEPARTMENT:	Public Works	ACCOUNT NUMBER:	050-9369-431	
MANAGER:	Tony Mensah	BEGIN & END DATES:	07-01-19	to 06-30-20
WARD(s):	4 7	LIFE EXPECTANCY:	20 years	

DETAILED PROJECT DESCRIPTION:

This project addresses the repairs associated with deteriorated alleys in the Central Core Area (bound by Robinson, Imhoff, Berry & 12th E). Specific locations will be identified based on criteria established by Council.

EXPENDITURE SCHEDULE through CITY Accounts by FY

Account Number	Cost Element	TOTAL ALL FISCAL YRS	Actual Prior Years	Budget FYE 2019	FYE 2020	FYE 2021	FYE 2022	FYE 2023	FYE 2024	Beyond 5 Years
050-9369-431.61-01	Const	1,400,000	0	400,000	200,000	200,000	200,000	200,000	200,000	
		0								
		0								
		0								
		0								
		0								
	Total	1,400,000	0	400,000	200,000	200,000	200,000	200,000	200,000	0

OPERATING IMPACT:

Positive Genl Fnd Personnel, Capital Equipment and Materials.

STATUS & COMMENTS:

Project SC-0622 FYE 17' \$200,000

TOTAL PROJECT BUDGET BY FUND SOURCE AND PURPOSE:

THIS PROJECT NEEDS ASSISTANCE FROM:

Purpose	Fnd 50			Total
Design				0
ROW				0
Utilities				0
Const.	1,400,000			1,400,000
Materials				0
Total	1,400,000	0	0	1,400,000

Bldg Maint	
IT	
Pub Wks	
Utilities	
Parks	
Other	

Reimbursable Account? No

Last Update 2/5/2019

ANNUAL BUDGET

CITY OF NORMAN

PROJECT TITLE:	Asphalt Pavement Maintenance	PROJECT TYPE:	Street Maintenance	Maint.
PROJ. CATEGORY:	Street Maintenance	PROJECT NUMBER:	See attached listing	
DEPARTMENT:	Public Works	ACCOUNT NUMBER:	050-9511-431	
MANAGER:	Tony Mensah	BEGIN & END DATES:	07-01-18	to 06-30-19
WARD(s):	All	LIFE EXPECTANCY:	20 years	

DETAILED PROJECT DESCRIPTION:

The maintenance strategy will involve asphalt mill/overlay and surface sealing. The surface sealing and asphalt paving will be performed by City personnel. The projects and locations for FYE 2019 identified by the City's Pavement Management System, are as shown on the attached sheet.

EXPENDITURE SCHEDULE through CITY Accounts by FY

Account Number	Cost Element	TOTAL ALL FISCAL YRS	Actual Prior Years	Budget FYE 2019	FYE 2020	FYE 2021	FYE 2022	FYE 2023	FYE 2024	Beyond 5 Years
		0								
		0								
		0								
050-9511-431.61-01	Const	5,088,364	729,756	249,223	823,877	821,377	821,377	821,377	821,377	
050-9511-431.62-01	Design	84,999	8,748	16,251	10,000	12,500	12,500	12,500	12,500	
050-9511-431.63-01	Matls	2,495,287	59,678	2,435,609						
	Total	7,668,650	798,182	2,701,083	833,877	833,877	833,877	833,877	833,877	0

OPERATING IMPACT:

Negligible	Genl Fnd	Personnel, Capital Equipment and Materials.
------------	----------	---

STATUS & COMMENTS:

TOTAL PROJECT BUDGET BY FUND SOURCE AND PURPOSE:

THIS PROJECT NEEDS ASSISTANCE FROM:

Purpose	Fnd 50			Total
				0
				0
Const.	5,088,364			5,088,364
Design	84,999			84,999
Materials	2,495,287			2,495,287
Total	7,668,650	0	0	7,668,650
Reimbursable Account?	No			

Bldg Maint	
IT	
Pub Wks	
Utilities	
Parks	
Other	

Last Update 2/5/2019

ANNUAL BUDGET

CITY OF NORMAN

PROJECT TITLE:	Asphalt Paver Patching	PROJECT TYPE:	Street Maintenance	Maint.
PROJ. CATEGORY:	Street Maintenance	PROJECT NUMBER:	See attached listing	
DEPARTMENT:	Public Works	ACCOUNT NUMBER:	050-9692-431	
MANAGER:	Tony Mensah	BEGIN & END DATES:	07-01-19	to 06-30-20
WARD(s):	All	LIFE EXPECTANCY:	20 years	

DETAILED PROJECT DESCRIPTION:
 Asphalt Paver Patching is a street maintenance strategy whereby the asphalt paver is used to place a uniform asphalt overlay on a roadway that has sufficient base material but poor pavement surface condition. The City's Pavement Management System has identified the FYE 2019 locations as attached.

EXPENDITURE SCHEDULE through CITY Accounts by FY

Account Number	Cost Element	TOTAL ALL FISCAL YRS	Actual Prior Years	Budget FYE 2019	FYE 2020	FYE 2021	FYE 2022	FYE 2023	FYE 2024	Beyond 5 Years
		0								
		0								
		0								
050-9692-431.61-01	Const	390,650	390,650	0	0	0	0	0	0	
050-9692-431.62-01	Design	156,000	12,500	83,500	10,000	12,500	12,500	12,500	12,500	
050-9692-431.63-01	Matls	2,152,884	273,876	584,008	261,000	258,500	258,500	258,500	258,500	
	Total	2,699,534	677,026	667,508	271,000	271,000	271,000	271,000	271,000	0

OPERATING IMPACT: Negligible Genl Fnd Personnel, Capital Equipment and Materials.

STATUS & COMMENTS:

TOTAL PROJECT BUDGET BY FUND SOURCE AND PURPOSE:					THIS PROJECT NEEDS ASSISTANCE FROM:				
Purpose	Fnd 50			Total	Bldg Maint				
Design				0	IT				
ROW				0	Pub Wks				
Const.	390,650			390,650	Utilities				
Design	156,000			156,000	Parks				
Materials	2,152,884			2,152,884	Other				
Total	2,699,534	0	0	2,699,534					
Reimbursable Account?	No								

Last Update 2/5/2019

ANNUAL BUDGET

CITY OF NORMAN

PROJECT TITLE:	Concrete Pavement Maintenance	PROJECT TYPE:	Street Maintenance	Maint.
PROJ. CATEGORY:	Street Maintenance	PROJECT NUMBER:	See attached listing	
DEPARTMENT:	Public Works	ACCOUNT NUMBER:	050-9718-431	
MANAGER:	Tony Mensah	BEGIN & END DATES:	07-01-19	to 06-30-20
WARD(s):	All	LIFE EXPECTANCY:	30 years	

DETAILED PROJECT DESCRIPTION:

The maintenance strategy involves the replacement of substandard concrete pavement. This work will be performed by a combination of contractor and City personnel. The project locations identified by the Pavement Management System are listed on the following page.

EXPENDITURE SCHEDULE through CITY Accounts by FY

Account Number	Cost Element	TOTAL ALL FISCAL YRS	Actual Prior Years	Budget FYE 2019	FYE 2020	FYE 2021	FYE 2022	FYE 2023	FYE 2024	Beyond 5 Years
		0								
		0								
		0								
050-9718-431.61-01	Const	876,500	100,000	486,000	290,500	0	0	0	0	
050-9718-431.62-01	Design	97,500	12,500	25,000	10,000	12,500	12,500	12,500	12,500	
050-9718-431.63-01	Mats	2,066,000	0	914,000		288,000	288,000	288,000	288,000	
	Total	3,040,000	112,500	1,425,000	300,500	300,500	300,500	300,500	300,500	0

OPERATING IMPACT:

Negligible	Genl Fnd	Personnel, Capital Equipment and Materials.
------------	----------	---

STATUS & COMMENTS:

TOTAL PROJECT BUDGET BY FUND SOURCE AND PURPOSE:

THIS PROJECT NEEDS ASSISTANCE FROM:

Purpose	Fnd 50		Total
			0
			0
Const.	876,500		876,500
Design	97,500		97,500
Materials	2,066,000		2,066,000
Total	3,040,000	0	3,040,000

Bldg Maint	
IT	
Pub Wks	
Utilities	
Parks	
Other	

Reimbursable Account? No

Last Update 2/5/2019

ANNUAL BUDGET

CITY OF NORMAN

PROJECT TITLE:	Concrete Valley Gutter	PROJECT TYPE:	<table border="1" style="width: 100%;"><tr><td style="width: 50%;">Street Maintenance</td><td style="width: 50%;">Maint.</td></tr><tr><td colspan="2" style="text-align: center;">SC0654</td></tr><tr><td colspan="2" style="text-align: center;">050-9051-431</td></tr><tr><td style="text-align: center;">07-01-19</td><td style="text-align: center;">to</td><td style="text-align: center;">06-30-20</td></tr><tr><td colspan="3" style="text-align: center;">25 years</td></tr></table>	Street Maintenance	Maint.	SC0654		050-9051-431		07-01-19	to	06-30-20	25 years		
Street Maintenance	Maint.														
SC0654															
050-9051-431															
07-01-19	to	06-30-20													
25 years															
PROJ. CATEGORY:	General Maintenance	PROJECT NUMBER:													
DEPARTMENT:	Public Works	ACCOUNT NUMBER:													
MANAGER:	Tony Mensah	BEGIN & END DATES:													
WARD(s):	All	LIFE EXPECTANCY:													

DETAILED PROJECT DESCRIPTION:

Currently there are many asphalt valley gutters in asphalt streets that have deteriorated due to the flow of stormwater. The deterioration is caused from the asphalt cracking, allowing stormwater to penetrate into the subgrade, causing the subgrade to destabilize. This project will replace deteriorated asphalt valley gutter with concrete valley gutters. City staff will identify proposed construction sites.

EXPENDITURE SCHEDULE through CITY Accounts by FY

Account Number	Cost Element	TOTAL ALL FISCAL YRS	Actual Prior Years	Budget FYE 2019	FYE 2020	FYE 2021	FYE 2022	FYE 2023	FYE 2024	Beyond 5 Years
		0								0
		0								
050-9051-431.61-00	Const	375,000	200	74,800	75,000	0	0	0	0	
050-9051-431.63-01	Mails	0	0	75,000		75,000	75,000	75,000	75,000	
		0								
	Total	375,000	200	149,800	75,000	75,000	75,000	75,000	75,000	0

OPERATING IMPACT:

Positive	Genl Fnd	Personnel, Capital Equipment and Materials.
----------	----------	---

STATUS & COMMENTS:

TOTAL PROJECT BUDGET BY FUND SOURCE AND PURPOSE:

THIS PROJECT NEEDS ASSISTANCE FROM:

Purpose	Fnd 50	Total	Total
Design			0
ROW			0
Utilities			0
Const.	375,000		375,000
Materials			0
Total	375,000	0	375,000
Reimbursable Account?	No		

Bldg Maint	
IT	
Pub Wks	
Utilities	
Parks	
Other	

Last Update 2/5/2019

ANNUAL BUDGET

CITY OF NORMAN

PROJECT TITLE:	Crack Seal	PROJECT TYPE:	Street Maintenance	Maint.
PROJ. CATEGORY:	General Maintenance	PROJECT NUMBER:	SC0655	
DEPARTMENT:	Public Works	ACCOUNT NUMBER:	050-9686-431	
MANAGER:	Tony Mensah	BEGIN & END DATES:	07-01-19	to 06-30-20
WARD(s):	All	LIFE EXPECTANCY:	5 years	

DETAILED PROJECT DESCRIPTION:

This project is designed to seal cracks in asphalt and concrete streets. This preventative maintenance method prevents moisture from penetrating the pavement into the subgrade and extends the life-cycle of the pavement. City Staff will identify locations to be sealed.

EXPENDITURE SCHEDULE through CITY Accounts by FY

Account Number	Cost Element	TOTAL ALL FISCAL YRS	Actual Prior Years	Budget FYE 2019	FYE 2020	FYE 2021	FYE 2022	FYE 2023	FYE 2024	Beyond 5 Years
		0								
		0								
		0								
050-9686-431.61-01	Const	1,800,000	265,187	409,813	225,000	225,000	225,000	225,000	225,000	
		0								
	Total	1,800,000	265,187	409,813	225,000	225,000	225,000	225,000	225,000	0

OPERATING IMPACT:

Positive Genl Fnd Personnel, Capital Equipment and Materials.

STATUS & COMMENTS:

TOTAL PROJECT BUDGET BY FUND SOURCE AND PURPOSE:

THIS PROJECT NEEDS ASSISTANCE FROM:

Purpose	Fnd 50		Total
Design			0
ROW			0
Utilities			0
Const.	1,800,000		1,800,000
Materials			0
Total	1,800,000	0	1,800,000
Reimbursable Account?	No		

Bldg Maint	
IT	
Pub Wks	
Utilities	
Parks	
Other	

Last Update 2/5/2019

CITY OF NORMAN

PROJECT TITLE:	Rural Roads System Improvements	PROJECT TYPE:	Street Maintenance	Maint.
PROJ. CATEGORY:	Street Maintenance	PROJECT NUMBER:	See attached listing	
DEPARTMENT:	Public Works	ACCOUNT NUMBER:	050-9696-431	
MANAGER:	Tony Mensah	BEGIN & END DATES:	07-01-19	to 06-30-20
WARD(s):	All	LIFE EXPECTANCY:	20 years	

DETAILED PROJECT DESCRIPTION:

Per the Interlocal agreement with Cleveland County, the City of Norman, along with furnishing the necessary material, will perform the drainage preparatory and asphalt leveling work. Cleveland County will provide the labor necessary to perform all work. This program includes subgrade stabilization, drainage, asphalt leveling, and chip seal. The projects and locations for FYE 2019 identified by the City's Pavement Management System are as shown on the attached sheet.

EXPENDITURE SCHEDULE through CITY Accounts by FY

Account Number	Cost Element	TOTAL ALL FISCAL YRS	Actual Prior Years	Budget FYE 2019	FYE 2020	FYE 2021	FYE 2022	FYE 2023	FYE 2024	Beyond 5 Years
		0								
		0								
		0								
050-9696-431.61-01	Const	0	0	0	0	0	0	0	0	
050-9696-431.62-01	Design	97,500	12,500	25,000	10,000	12,500	12,500	12,500	12,500	
050-9696-431.63-01	Mats	3,043,914	633	1,103,281	390,000	387,500	387,500	387,500	387,500	
	Total	3,141,414	13,133	1,128,281	400,000	400,000	400,000	400,000	400,000	0

OPERATING IMPACT:

Negligible	Genl Fnd	Personnel, Capital Equipment and Materials.
------------	----------	---

STATUS & COMMENTS:

TOTAL PROJECT BUDGET BY FUND SOURCE AND PURPOSE:

Purpose	Fnd 50		Total
			0
			0
Const.	0		0
Design	97,500		97,500
Materials	3,043,914		3,043,914
Total	3,141,414	0	3,141,414
Reimbursable Account?	No		

THIS PROJECT NEEDS ASSISTANCE FROM:

Bldg Maint	
IT	
Pub Wks	
Utilities	
Parks	
Other	

Last Update 2/5/2019

ANNUAL BUDGET

CITY OF NORMAN

PROJECT TITLE:	12th Ave. NW - Rock Creek to Tecumseh	PROJECT TYPE:	Transp. w/ Fedl Fndg	Improv.
PROJ. CATEGORY:	Widening and Reconstruction	PROJECT NUMBER:	TR-0000	
DEPARTMENT:	Public Works	ACCOUNT NUMBER:	050-	
MANAGER:	Angelo Lombardo	BEGIN & END DATES:	12/1/15	to 12/1/24
WARD(s):	6 8	LIFE EXPECTANCY:	20 Years	

DETAILED PROJECT DESCRIPTION:

The project widens and reconstructs 12th Avenue NW, between Rock Creek Road and Tecumseh Road.

EXPENDITURE SCHEDULE through CITY Accounts by FY

Account Number	Cost Element	TOTAL ALL FISCAL YRS	Actual Prior Years	Budget FYE 2019	FYE 2020	FYE 2021	FYE 2022	FYE 2023	FYE 2024	Beyond 5 Years
6201	Design	630,000						630,000		
6001	ROW	0								
6701	Utilities	0								
6101	Const	1,266,400								1,266,400
6301	Matls	0								
	Total	1,896,400	0	0	0	0	0	630,000	0	1,266,400

OPERATING IMPACT:

Negligible Genl Fnd \$5,000 per year for electricity and preventive maintenance

STATUS & COMMENTS:

City Council approved a programming resolution requesting federal funds for the project during the November 10, 2015 Council meeting. Federal funds through ACOG to pay for 80% of the construction cost will be requested in the coming years.

Project is eligible for recoupment.

TOTAL PROJECT BUDGET BY FUND SOURCE AND PURPOSE:

THIS PROJECT NEEDS ASSISTANCE FROM:

Purpose	Fnd 50	Fed. Aid	Private	Total
Design	579,600		50,400	630,000
ROW	0			0
Utilities	0			0
Const.	766,400	5,065,840	500,000	6,332,240
Materials	0			0
Total	1,346,000	5,065,840	550,400	6,962,240

Bldg Maint	no
IT	yes
Pub Wks	yes
Utilities	yes
Parks	no
Other	yes

Reimbursable Account? no no yes

Last Update 6/13/19

ANNUAL BUDGET

CITY OF NORMAN

PROJECT TITLE:	12th Ave. SE and Triad Village - New Signal	PROJECT TYPE:	Transp. w/ Fedl Fndg	Improv.
PROJ. CATEGORY:	Traffic Signal - New	PROJECT NUMBER:	TR-0061	
DEPARTMENT:	Public Works	ACCOUNT NUMBER:	050-9076-431	
MANAGER:	Michael D. Rayburn	BEGIN & END DATES:	6/1/04	to 12/1/20
WARD(s):	1	LIFE EXPECTANCY:	20 Years	

DETAILED PROJECT DESCRIPTION:

This intersection was recently evaluated as part of a Traffic Impact Assessment for the Bel-Aire Addition. The study concluded that the intersection of 12th Avenue SE and Triad Village Drive will need to be signalized with additional development in the area.

In order to provide adequate transportation facilities capable of accommodating the continued development of the area, the City and private developers will need to fund the design and construction of the new traffic signal. Private developers will be required to pay their proportional share of the total cost (17.49% of the cost of design and construction of the recommended improvements). The City of Norman will need to fund the rest based on the corresponding proportional share of the existing traffic, calculated at 82.51% of the local cost.

EXPENDITURE SCHEDULE through CITY Accounts by FY

Account Number	Cost Element	TOTAL ALL FISCAL YRS	Actual Prior Years	Budget FYE 2019	FYE 2020	FYE 2021	FYE 2022	FYE 2023	FYE 2024	Beyond 5 Years
6201	Design	20,000		20,000						
6001	ROW	0								
6701	Utilities	0								
6101	Const	51,252		41,252	10,000					
6301	Matls	0								
Total		71,252	0	61,252	10,000	0	0	0	0	0

OPERATING IMPACT:

Negligible	Genl Fnd	\$5,000 per year for electricity and preventive maintenance
------------	----------	---

STATUS & COMMENTS:

The project is eligible for federal funds to pay for 80% of the construction cost.

The signalization of the intersection is needed in order to support additional development in the area. City Council has already approved preliminary plats requiring the new signal. Traffic impact fees are being collected from the various developers in the area. Monitoring development and traffic volumes.

Need to request federal funds from ODOT.

TOTAL PROJECT BUDGET BY FUND SOURCE AND PURPOSE:

THIS PROJECT NEEDS ASSISTANCE FROM:

Purpose	Fnd 50	Fed. Aid	Private	Total
Design	23,499		3,499	26,998
ROW	0			0
Utilities	0			0
Const.	51,252	200,000	8,748	260,000
Materials	0			0
Total	74,751	200,000	12,247	286,998

Bldg Maint	no
IT	yes
Pub Wks	yes
Utilities	yes
Parks	no
Other	yes

Reimbursable Account? no no yes

Last Update 1/31/19

CITY OF NORMAN

PROJECT TITLE:	36th Avenue NW & Crail Dr. - Traffic Signal	PROJECT TYPE:	Transp. w/ Fedl Fndg	Improv.
PROJ. CATEGORY:	Intersection Widening w / New Signal	PROJECT NUMBER:	TR-0102	
DEPARTMENT:	Public Works	ACCOUNT NUMBER:	050-9079-431	
MANAGER:	Michael D. Rayburn	BEGIN & END DATES:	6/1/07	to 12/1/22
WARD(s):	8	LIFE EXPECTANCY:	20 Years	

DETAILED PROJECT DESCRIPTION:

The intersection of 36th Avenue NW and Crail Drive was recently evaluated as part of a Traffic Impact Assessment for the 36th North Business Park Addition. The study concluded that the intersection will need to be widened and signalized with future development.

EXPENDITURE SCHEDULE through CITY Accounts by FY

Account Number	Cost Element	TOTAL ALL FISCAL YRS	Actual Prior Years	Budget FYE 2019	FYE 2020	FYE 2021	FYE 2022	FYE 2023	FYE 2024	Beyond 5 Years
6201	Design	59,935	31,683	28,252						
6001	ROW	0								
6701	Utilities	0								
6101	Const	240,000					240,000			
6301	Matls	0								
	Total	299,935	31,683	28,252	0	0	240,000	0	0	0

OPERATING IMPACT:

Negligible Genl Fnd \$5,000 per year for electricity and preventive maintenance

STATUS & COMMENTS:

The project is eligible for federal funds to pay for 80% of the construction cost. Federal funds in the amount of \$813,490 will be requested as part of ACOG's TIP.

The signalization of the intersection is needed in order to support additional development in the area. City Council has already approved a preliminary plat that requires the developer to contribute toward the cost of implementing the project.

TOTAL PROJECT BUDGET BY FUND SOURCE AND PURPOSE:

THIS PROJECT NEEDS ASSISTANCE FROM:

Purpose	Fnd 50	Fed. Aid	Private	Total
Design	33,255		26,680	59,935
ROW	0			0
Utilities	0			0
Const.	156,625	813,490	83,375	1,053,490
Materials	0			0
Total	189,880	813,490	110,055	1,113,425

Bldg Maint	no
IT	yes
Pub Wks	yes
Utilities	no
Parks	no
Other	yes

Reimbursable Account? no no yes

Last Update 6/13/19

ANNUAL BUDGET

CITY OF NORMAN

PROJECT TITLE:	36th Avenue NW & Tecumseh Road	PROJECT TYPE:	Transp. w/ Fedl Fndg	Improv.
PROJ. CATEGORY:	Intersection widening and traffic signal modification	PROJECT NUMBER:	TR0108	
DEPARTMENT:	Public Works	ACCOUNT NUMBER:	50-9079	
MANAGER:	Paul D'Andrea	BEGIN & END DATES:	2/1/12	to 12/1/20
WARD(s):	8	LIFE EXPECTANCY:	20 Years	

DETAILED PROJECT DESCRIPTION:

The project adds an additional left turn lane for westbound traffic on Tecumseh Road turning south onto 36th Avenue NW.

EXPENDITURE SCHEDULE through CITY Accounts by FY

Account Number	Cost Element	TOTAL ALL FISCAL YRS	Actual Prior Years	Budget FYE 2019	FYE 2020	FYE 2021	FYE 2022	FYE 2023	FYE 2024	Beyond 5 Years
050-9079-431.62-01	Design	79,165	79,165							
050-9079-431.60-01	ROW	0								
050-9079-431.67-01	Utilities	0								
050-9079-431.61-01	Const	100,000					100,000			
Total		179,165	79,165	0	0	0	100,000	0	0	0

OPERATING IMPACT:

Negligible	Genl Fnd	\$5,000 per year for electricity and preventive maintenance
------------	----------	---

STATUS & COMMENTS:

City Council approved a programming resolution requesting federal funds for the project during the November 10, 2015 Council meeting. Federal funds through ACOG to pay for 80% of the construction cost will be requested in the coming years

TOTAL PROJECT BUDGET BY FUND SOURCE AND PURPOSE:

THIS PROJECT NEEDS ASSISTANCE FROM:

Purpose	Fnd 50	Fed. Aid	Private	Total
Design	79,165			79,165
ROW	0			0
Utilities	0			0
Const.	100,000	202,800		302,800
Materials				0
Total	179,165	202,800	0	381,965

Bldg Maint	no
IT	no
Pub Wks	yes
Utilities	yes
Parks	no
Other	no

Reimbursable Account? no no yes

Last Update 6/13/19

CITY OF NORMAN

PROJECT TITLE:	Flood Ave. (US 77) and Venture Dr. - New Signal	PROJECT TYPE:	Transp. w/ Fedl Fndg	Improv.
PROJ. CATEGORY:	Traffic Signal - New	PROJECT NUMBER:	TR-0064	
DEPARTMENT:	Public Works	ACCOUNT NUMBER:	050-9076-431	
MANAGER:	Michael D. Rayburn	BEGIN & END DATES:	6/1/04	to 12/1/20
WARD(s):	1	LIFE EXPECTANCY:	20 Years	

DETAILED PROJECT DESCRIPTION:

This intersection was recently evaluated as part of a Traffic Impact Assessment for the Franklin Business Park Addition. The study concluded that the intersection of Flood Avenue and Venture Drive will need to be signalized with additional development in the area.

In order to provide adequate transportation facilities capable of accommodating the continued development of the area, the City and private developers will need to fund the design and construction of the new traffic signal. Private developers will be required to pay their proportional share of the \$145,000 total cost (29.00% of the cost of design and construction of the recommended improvements). The City of Norman will need to fund the rest based on their corresponding proportional share of the existing traffic, calculated at 71.00% of the local cost.

EXPENDITURE SCHEDULE through CITY Accounts by FY

Account Number	Cost Element	TOTAL ALL FISCAL YRS	Actual Prior Years	Budget FYE 2019	FYE 2020	FYE 2021	FYE 2022	FYE 2023	FYE 2024	Beyond 5 Years
6201	Design	20,000		20,000						
6001	ROW	0								
6701	Utilities	0								
6101	Const	120,810		40,810		80,000				
6301	Matls	0								
	Total	140,810	0	60,810	0	80,000	0	0	0	0

OPERATING IMPACT:

Negligible	Genl Fnd	\$5,000 per year for electricity and preventive maintenance
------------	----------	---

STATUS & COMMENTS:

The project is eligible for federal funds to pay for 80% of the construction cost. Need to request funds from ODOT.

The signalization of the intersection is needed in order to support additional development in the area. City Council has already approved preliminary plats requiring the new signal.

Traffic impact fees are being collected from the various developers in the area.

TOTAL PROJECT BUDGET BY FUND SOURCE AND PURPOSE:

THIS PROJECT NEEDS ASSISTANCE FROM:

Purpose	Fnd 50	Fed. Aid	Private	Total
Design	15,650		4,350	20,000
ROW	0			0
Utilities	0			0
Const.	152,110	403,240	8,700	564,050
Materials	0			0
Total	167,760	403,240	13,050	584,050

Bldg Maint	no
IT	yes
Pub Wks	yes
Utilities	no
Parks	no
Other	yes

Reimbursable Account? no

no

no

yes

Last Update

6/13/19

CITY OF NORMAN

PROJECT TITLE: I-35 Corridor Study - Phase 2 PROJ. CATEGORY: Other Special Traffic Improvement Projects DEPARTMENT: Public Works MANAGER: Angelo A. Lombardo WARD(s): 8	PROJECT TYPE: <table border="1" style="width: 100%; border-collapse: collapse;"> <tr> <td style="width: 50%;">Transp. w/ Fedl Fndg</td> <td style="width: 50%;">Improv.</td> </tr> </table> PROJECT NUMBER: TR0122 ACCOUNT NUMBER: 050-9079-431 BEGIN & END DATES: 3/1/15 to 12/1/20 LIFE EXPECTANCY: 20 Years	Transp. w/ Fedl Fndg	Improv.
Transp. w/ Fedl Fndg	Improv.		

DETAILED PROJECT DESCRIPTION:

The study will evaluate the requirements for a rebuilt interchange on I-35 at Indian Hills Road, a new interchange at Rock Creek Road and modifications to the interchanges at Robinson Street and Tecumseh Road. The City of Moore is interested in other improvements on I-35 as well. The boundaries of the study are defined by Robinson Street on the south and 4th Street in Moore on the north.

Phase 1 of the study was completed in FYE 2019 at a cost of \$775,000 with ODOT funding 50% of the cost and the Cities of Moore and Norman funding 25% each. Phase 2 of the study is anticipated to cost \$900,000 and will developed preferred alternatives for each of the interchanges along the corridor. The same funding arrangement will be used for Phase 2.

EXPENDITURE SCHEDULE through CITY Accounts by FY

Account Number	Cost Element	TOTAL ALL FISCAL YRS	Actual Prior Years	Budget FYE 2019	FYE 2020	FYE 2021	FYE 2022	FYE 2023	FYE 2024	Beyond 5 Years
6201	Design	493,750	193,750	0	300,000					0
6001	ROW	0								0
6701	Utilities	0								0
6101	Const	0								0
6301	Matls	0								0
Total Fund 50		493,750	193,750	0	300,000	0	0	0	0	0
Total Fund 22		0	0	0	0	0	0	0	0	0

OPERATING IMPACT: Negligible Genl Fnd \$5,000 per year for preventive maintenance

STATUS & COMMENTS:

ODOT staff and representatives from the Cities of Moore and Norman selected EST, Inc. to perform the study. The City's participation in the funding of the study was approved by Council on January 26, 2016 (Contract K-1516-105). Phase 1 was completed in FYE 2019.

TOTAL PROJECT BUDGET BY FUND SOURCE AND PURPOSE:

THIS PROJECT NEEDS ASSISTANCE FROM:

Purpose	Fnd 50	Private	Private	Total
Design	493,750	393,750	787,500	1,675,000
ROW	0			0
Utilities	0			0
Const.	0			0
Materials	0			0
Total	493,750	393,750	787,500	1,675,000

Bldg Maint	no
IT	no
Pub Wks	yes
Utilities	no
Parks	no
Other	no

Reimbursable Account? no no no

Last Update 6/14/19

CITY OF NORMAN

PROJECT TITLE:	McGee Drive Sidewalks (East Side)	PROJECT TYPE:	Transp. w/ Fedl Fndg	Improv.
PROJ. CATEGORY:	Sidewalks	PROJECT NUMBER:	TR-0115	
DEPARTMENT:	Public Works	ACCOUNT NUMBER:	050-9712-431	
MANAGER:	Michael D. Rayburn	BEGIN & END DATES:	7/1/17	to 12/1/21
WARD(s):	2	LIFE EXPECTANCY:	20 Years	

DETAILED PROJECT DESCRIPTION:

New Sidewalks along the east side of McGee Drive, between State Highway 9 and Lindsey Street.

EXPENDITURE SCHEDULE through CITY Accounts by FY

Account Number	Cost Element	TOTAL ALL FISCAL YRS	Actual Prior Years	Budget FYE 2019	FYE 2020	FYE 2021	FYE 2022	FYE 2023	FYE 2024	Beyond 5 Years
6201	Design	30,000		30,000						
6001	ROW	0								
6701	Utilities	0								
6101	Const	64,000					64,000			
6301	Mats	0								
		0								
	Total	94,000	0	30,000	0	0	64,000	0	0	0

OPERATING IMPACT:

Negligible Genl Fnd \$5,000 per year for electricity and preventive maintenance

STATUS & COMMENTS:

The project is eligible for federal funds to pay for 80% of the construction cost. Need to request funds from ODOT as part of the Safe Route to Schools Program (for Monroe Elementary School).

TOTAL PROJECT BUDGET BY FUND SOURCE AND PURPOSE:

THIS PROJECT NEEDS ASSISTANCE FROM:

Purpose	Fnd 50	Fed. Aid		Total
Design	30,000			30,000
ROW	0			0
Utilities	0			0
Const.	64,000	240,000		304,000
Materials	0			0
Total	94,000	240,000	0	334,000

Bldg Maint	no
IT	no
Pub Wks	yes
Utilities	no
Parks	no
Other	no

Reimbursable Account? no no

Last Update 6/13/19

ANNUAL BUDGET

CITY OF NORMAN

PROJECT TITLE: ODOT Audit Adjustment PROJ. CATEGORY: Roadway DEPARTMENT: Public Works MANAGER: Scott Sturtz WARD(s): All	PROJECT TYPE: Transp. w/ Fedl Fndg Improv. PROJECT NUMBER: TR0068 ACCOUNT NUMBER: 050-9535-431 BEGIN & END DATES: 1/1/09 to LIFE EXPECTANCY:
---	---

DETAILED PROJECT DESCRIPTION:

In January 2009, Council adopted a new policy involving the creation of a project account called the ODOT Audit Adjustment Account with \$100,000 dedicated to payment of ODOT final invoices. The intent of the policy was to replenish the account each budget year up to the balance of \$100,000. Establishing this account, creates a process for all pending project accounts to be closed and the remaining project funds transferred back to the Capital Fund balance to be available for other projects. Since ODOT's final audit process takes three to seven years to complete, it was felt this process would free up the unencumbered project funds more quickly.

EXPENDITURE SCHEDULE through CITY Accounts by FY

Account Number	Cost Element	TOTAL ALL FISCAL YRS	Actual Prior Years	Budget FYE 2019	FYE 2020	FYE 2021	FYE 2022	FYE 2023	FYE 2024	Beyond 5 Years
050-9535-431-61-01	Const	1,321,128	699,213	121,915	100,000	100,000	100,000	100,000	100,000	ongoing
		0								
		0								
		0								
		0								
		0								
	Total	1,321,128	699,213	121,915	100,000	100,000	100,000	100,000	100,000	0

OPERATING IMPACT: negligible Genl Fnd

STATUS & COMMENTS:

TOTAL PROJECT BUDGET BY FUND SOURCE AND PURPOSE:

Purpose	Fnd 50	Total
Design		0
ROW		0
Utilities		0
Const.	1,321,128	1,321,128
Materials		0
Total	1,321,128	1,321,128

THIS PROJECT NEEDS ASSISTANCE FROM:

Bldg Maint	no
IT	no
Pub Wks	yes
Utilities	no
Parks	no
Other	no

Reimbursable Account? no

Last Update 6/13/19

ANNUAL BUDGET

CITY OF NORMAN

PROJECT TITLE:	Rock Creek Rd. @ 12th Ave. NW & Trailwoods	PROJECT TYPE:	Transp. w/ Fedl Fndg	Improv.
PROJ. CATEGORY:	Intersection Widening w/ new or modified signal	PROJECT NUMBER:	TR-0059	
DEPARTMENT:	Public Works	ACCOUNT NUMBER:	050-9079-431	
MANAGER:	Michael D. Rayburn	BEGIN & END DATES:	6/1/04	to 12/1/21
WARD(s):	6 8	LIFE EXPECTANCY:	20 Years	

DETAILED PROJECT DESCRIPTION:

The intersections were recently evaluated as part of a Traffic Impact Assessment for the Trailwoods Addition. The study concluded that both intersections will need to be widened and signalized.

EXPENDITURE SCHEDULE through CITY Accounts by FY

Account Number	Cost Element	TOTAL ALL FISCAL YRS	Actual Prior Years	Budget FYE 2019	FYE 2020	FYE 2021	FYE 2022	FYE 2023	FYE 2024	Beyond 5 Years
6201	Design	195,000	144,233	50,767						
6001	ROW	125,000	0	125,000						
6701	Utilities	881,123	599,218	281,905						
6101	Const	700,000	0	0			700,000			
6301	Matls	0								
		0								
	Total	1,901,123	743,451	457,672	0	0	700,000	0	0	0

OPERATING IMPACT:

Slight	Genl Fnd	\$10,000 per year for electricity and preventive maintenance
--------	----------	--

STATUS & COMMENTS:

The project is eligible for federal funds to pay for 80% of the construction cost. Federal funds in the amount of \$2,710,240 will be requested through ACOG.

The signalization and widening of the intersections is needed in order to support additional development in the area. City Council has already approved preliminary plats requiring the improvements. Developers will be responsible for the cost of additional right-of-way and utility relocations (required for the widening of the roadway as part of the platting process).

Traffic impact fees are being collected from the various developers in the area.

TOTAL PROJECT BUDGET BY FUND SOURCE AND PURPOSE:

THIS PROJECT NEEDS ASSISTANCE FROM:

Purpose	Fnd 50	Fed. Aid	Private	Total
Design	71,253		123,747	195,000
ROW	47,565		77,435	125,000
Utilities	553,150		327,973	881,123
Const.	302,740	2,710,240	397,260	3,410,240
Materials	0			0
Total	974,708	2,710,240	926,415	4,611,363

Bldg Maint	no
IT	yes
Pub Wks	yes
Utilities	yes
Parks	no
Other	yes

Reimbursable Account? no

Last Update 6/13/19

ANNUAL BUDGET

CITY OF NORMAN

PROJECT TITLE:	Rock Creek Road-Grandview Ave. to 36th Ave. NW	PROJECT TYPE:	Transp. w/ Fedl Fndg	Improv.
PROJ. CATEGORY:	Roadway Widening	PROJECT NUMBER:	TR0094	
DEPARTMENT:	Public Works	ACCOUNT NUMBER:	050-9552-431	
MANAGER:	Tim Miles	BEGIN & END DATES:	6/30/14	to 12/1/21
WARD(s):	3 8	LIFE EXPECTANCY:	20 Years	

DETAILED PROJECT DESCRIPTION:

Reconstruct and widen from a 2-lane to 3-lane roadway with on street bike lanes, new storm sewer, curb & gutter, and sidewalks.

EXPENDITURE SCHEDULE through CITY Accounts by FY

Account Number	Cost Element	TOTAL ALL FISCAL YRS	Actual Prior Years	Budget FYE 2019	FYE 2020	FYE 2021	FYE 2022	FYE 2023	FYE 2024	Beyond 5 Years
050-9552-431.62-01	Design	203,870	150,659	53,211						
050-9552-431.60-01	ROW	32,370	23,839	8,531						
050-9552-431.67-01	Utilities	97,630	0	97,630						
050-9552-431.61-01	Const	497,000	0				497,000			
		0								
		0								
	Total	830,870	174,498	159,372	0	0	497,000	0	0	0

OPERATING IMPACT: negligible Genl Fnd Maintenance of roadway, signals and lighting

STATUS & COMMENTS:

THIS PROJECT NEEDS ASSISTANCE FROM:

Purpose	Fnd 50	Fed. Aid		Total
Design	203,870			203,870
ROW	32,370			32,370
Utilities	97,630			97,630
Const.	497,000	1,988,100		2,485,100
Materials				0
Total	830,870	1,988,100	0	2,818,970

Bldg Maint	no
IT	no
Pub Wks	yes
Utilities	yes
Parks	no
Other	no

Reimbursable Account? no no

Last Update 6/13/19

ANNUAL BUDGET

CITY OF NORMAN

PROJECT TITLE: ADA Compliance Audit & Repair PROJ. CATEGORY: DEPARTMENT: Public Works MANAGER: Jack Burdett WARD(s): All	PROJECT TYPE: PROJECT NUMBER: TC0038 ACCOUNT NUMBER: 050-9026-431 BEGIN & END DATES: 7/1/15 to 8/30/20 LIFE EXPECTANCY: 20 years
---	---

DETAILED PROJECT DESCRIPTION:

This project locates non-ADA compliant sites and makes minor repairs and identifies locations for larger repairs. Specified Locations will be in areas identified by the ADA transition plan.

EXPENDITURE SCHEDULE through CITY Accounts by FY

Account Number	Cost Element	TOTAL ALL FISCAL YRS	Actual Prior Years	Budget FYE 2019	FYE 2020	FYE 2021	FYE 2022	FYE 2023	FYE 2024	Beyond 5 Years
050-9026-431.61-01	Const	910,000	1,740	408,260	100,000	100,000	100,000	100,000	100,000	ongoing
		0								
		0								
		0								
		0								
		0								
	Total	910,000	1,740	408,260	100,000	100,000	100,000	100,000	100,000	0

OPERATING IMPACT:

positive Genl Fnd Personnel, Capital Equipment and Materials.

STATUS & COMMENTS:

TOTAL PROJECT BUDGET BY FUND SOURCE AND PURPOSE:

THIS PROJECT NEEDS ASSISTANCE FROM:

Purpose	Fnd 50	Total
Design	910,000	910,000
ROW	0	0
Utilities	0	0
Const.	0	0
Materials	0	0
Total	910,000	910,000

Bldg Maint	
IT	
Pub Wks	
Utilities	
Parks	
Other	

Reimbursable Account? no

Last Update 2/8/19

ANNUAL BUDGET

CITY OF NORMAN

PROJECT TITLE: Bridge Maintenance Program PROJ. CATEGORY: Bridge Maintenance Program DEPARTMENT: Public Works MANAGER: Paul D'Adrea WARD(s): All	PROJECT TYPE: Transp Cty Fnd Only Maint. PROJECT NUMBER: TC0254 ACCOUNT NUMBER: 050-9687-431 BEGIN & END DATES: 7/1/14 to 7/1/23 LIFE EXPECTANCY: 20 yrs.
---	---

DETAILED PROJECT DESCRIPTION:

The City of Norman is responsible for the maintenance of 73 bridges. Every two years the bridges are inspected by a registered professional engineer approved by the Oklahoma Department of Transportation (ODOT) to inspect bridges in the State. The inspection report for all 73 bridges identifies elements of each bridge that needs maintenance. Some of the maintenance can be performed by the Street Division; however, some of it cannot. This capital project provides funding for the maintenance work that cannot be performed by the Street Division. If a bridge is allowed to deteriorate due to the lack of maintenance, it can become unsafe and, as a result, become a liability to the City of Norman and its residents. If it reaches a certain point of dis-repair, ODOT would require that the bridge be closed immediately.

EXPENDITURE SCHEDULE through CITY Accounts by FY

Account Number	Cost Element	TOTAL ALL FISCAL YRS	Actual Prior Years	Budget FYE 2019	FYE 2020	FYE 2021	FYE 2022	FYE 2023	FYE 2024	Beyond 5 Years
050-9687-431.62-01	Design	290,000	140,000	25,000	25,000	25,000	25,000	25,000	25,000	ongoing
050-9687-431.61-01	Const	860,000	410,000	75,000	75,000	75,000	75,000	75,000	75,000	ongoing
		0								
		0								
		0								
		0								
	Total	1,150,000	550,000	100,000	100,000	100,000	100,000	100,000	100,000	0

OPERATING IMPACT: positive Genl Fnd

STATUS & COMMENTS:

This budget item reflects a portion of the extent of necessary drainage/transportation infrastructure maintenance to ensure a safe transportation system and to defer structural replacement. However, two bridges beyond their useful life are on the horizon for replacement including Franklin Road Bridge located 0.1 mile west of 36th Avenue NE and East Robinson Street Bridge located 0.6 mile east of 72nd Avenue NE. Studies need to be completed on these bridges in FYE19 to determine H&H requirements and estimated costs so construction funding sources can be identified.

TOTAL PROJECT BUDGET BY FUND SOURCE AND PURPOSE:

THIS PROJECT NEEDS ASSISTANCE FROM:

Purpose	Fnd 50		Total
Design	290,000		290,000
ROW			0
Utilities			0
Const.	860,000		860,000
Materials			0
Total	1,150,000	0	1,150,000
Reimbursable Account?	no		

Bldg Maint	
IT	
Pub Wks	
Utilities	
Parks	
Other	

Last Update 2/1/19

ANNUAL BUDGET

CITY OF NORMAN

PROJECT TITLE:	Classen Sidewalks: Boyd to 12th SE	PROJECT TYPE:	Transp. w/ Fedl Fndg	Improv.
PROJ. CATEGORY:	New Sidewalks	PROJECT NUMBER:	TR-0110	
DEPARTMENT:	Public Works	ACCOUNT NUMBER:	050-9712-431	
MANAGER:	Michael Rayburn	BEGIN & END DATES:	12/1/12	to 12/1/20
WARD(s):	1 7	LIFE EXPECTANCY:	20 Years	

DETAILED PROJECT DESCRIPTION:

The project fills several sidewalk gaps along both sides of Classen Boulevard, between Boyd Street and 12th Avenue SE

EXPENDITURE SCHEDULE through CITY Accounts by FY

Account Number	Cost Element	TOTAL ALL FISCAL YRS	Actual Prior Years	Budget FYE 2019	FYE 2020	FYE 2021	FYE 2022	FYE 2023	FYE 2024	Beyond 5 Years
6201	Design	22,800	18,706	4,094						
6001	ROW	0								
6701	Utilities	0								
6101	Const	190,000			190,000					
6301	Matls	0								
	Total	212,800	18,706	4,094	190,000	0	0	0	0	0

OPERATING IMPACT:

Negligible	Genl Fnd	\$5,000 per year for electricity and preventive maintenance
------------	----------	---

STATUS & COMMENTS:

Cardinal Engineering was retained to complete project design using "on call" engineering services contract.

TOTAL PROJECT BUDGET BY FUND SOURCE AND PURPOSE:

THIS PROJECT NEEDS ASSISTANCE FROM:

Purpose	Fnd 50		Total
Design	22,800		22,800
ROW	0		0
Utilities	0		0
Const.	190,000		190,000
Materials	0		0
Total	212,800	0	212,800

Bldg Maint	no
IT	no
Pub Wks	yes
Utilities	no
Parks	no
Other	no

Reimbursable Account? no no

Last Update 6/13/19

CITY OF NORMAN

PROJECT TITLE:	Citywide Sidewalk Reconstruction	PROJECT TYPE:	Transp Cty Fnd Only	Maint.
PROJ. CATEGORY:	General Maintenance	PROJECT NUMBER:	TC0273	
DEPARTMENT:	Public Works	ACCOUNT NUMBER:	050-9052-431	
MANAGER:	Jack Burdett	BEGIN & END DATES:	7/1/18	to 8/30/19
WARD(s):	All	LIFE EXPECTANCY:	20 years	

DETAILED PROJECT DESCRIPTION:

This project repairs hazardous or deteriorated sidewalks and concrete curb and gutters city wide. Specific locations will be chosen based on the willingness of property owners to contribute 50% of the construction costs. These funds can also be used to construct new sidewalk along an entire city block if 80% of the property owners agree to pay for 50% of the construction costs.

EXPENDITURE SCHEDULE through CITY Accounts by FY

Account Number	Cost Element	TOTAL ALL FISCAL YRS	Actual Prior Years	Budget FYE 2019	FYE 2020	FYE 2021	FYE 2022	FYE 2023	FYE 2024	Beyond 5 Years
050-9052-431.61-01	Const	1,111,718	746,905	114,813	50,000	50,000	50,000	50,000	50,000	ongoing
		0								
		0								
		0								
		0								
		0								
	Total	1,111,718	746,905	114,813	50,000	50,000	50,000	50,000	50,000	0

OPERATING IMPACT: Positive Genl Fnd Personnel, Capital Equipment and Materials.

STATUS & COMMENTS:

TOTAL PROJECT BUDGET BY FUND SOURCE AND PURPOSE:

THIS PROJECT NEEDS ASSISTANCE FROM:

Purpose	Fnd 50		Total
Design			0
ROW			0
Utilities			0
Const.	1,111,718		1,111,718
Materials			0
Total	1,111,718	0	1,111,718

Bldg Maint	
IT	
Pub Wks	
Utilities	
Parks	
Other	

Reimbursable Account? no

Last Update 2/1/19

ANNUAL BUDGET

CITY OF NORMAN

PROJECT TITLE:	Community/Neighborhood Improvements	PROJECT TYPE:	Transp Cty Fnd Only	Improv.
PROJ. CATEGORY:	Community/Neighborhood Improvements	PROJECT NUMBER:	CD0001	
DEPARTMENT:	Planning & Community Development	ACCOUNT NUMBER:	050-9373-431	
MANAGER:	Lisa Krieg	BEGIN & END DATES:	7/1/07	to ongoing
WARD(s):	4	LIFE EXPECTANCY:		

DETAILED PROJECT DESCRIPTION:

Infrastructure projects identified within neighborhoods in the Core Area. FYE20 efforts will concentrate on leveraging funds from the CDBG program in the Original Townsite Neighborhood. Activities may include sidewalk construction, tree planting, small drainage projects, and street improvements.

EXPENDITURE SCHEDULE through CITY Accounts by FY

Account Number	Cost Element	TOTAL ALL FISCAL YRS	Actual Prior Years	Budget FYE 2019	FYE 2020	FYE 2021	FYE 2022	FYE 2023	FYE 2024	Beyond 5 Years
050-9373-431.61-01	Const	920,625	420,625	0	100,000	100,000	100,000	100,000	100,000	ongoing
		0								
		0								
		0								
		0								
		0								
	Total	920,625	420,625	0	100,000	100,000	100,000	100,000	100,000	0

OPERATING IMPACT:

negligible Genl Fnd

STATUS & COMMENTS:

\$100,000 has been budgeted annually since 2008 with the exception of FYE16, FYE17, FYE18 & FYE19. Activities have primarily been for sidewalk construction where identified in the neighborhood plans.

TOTAL PROJECT BUDGET BY FUND SOURCE AND PURPOSE:

THIS PROJECT NEEDS ASSISTANCE FROM:

Purpose	Fnd 50			Total
Design				0
ROW				0
Utilities				0
Const.	920,625			920,625
Materials				0
Total	920,625	0	0	920,625
Reimbursable Account?	no			

Bldg Maint	
IT	
Pub Wks	
Utilities	
Parks	
Other	

Last Update 2/5/19

ANNUAL BUDGET

CITY OF NORMAN

PROJECT TITLE:	Downtown Sidewalks and Curbs	PROJECT TYPE:	Transp Cty Fnd Only	Maint.
PROJ. CATEGORY:	General Maintenance	PROJECT NUMBER:	TC0274	
DEPARTMENT:	Public Works	ACCOUNT NUMBER:	050-9716-431	
MANAGER:	Jack Burdett	BEGIN & END DATES:	7/1/18	to 8/30/19
WARD(s):	4	LIFE EXPECTANCY:	20 years	

DETAILED PROJECT DESCRIPTION:

This project repairs the deteriorated sidewalks and curbs in the downtown area. The particular sites to be repaired will be chosen by City staff and will be based on a recommendation from the Downtown Merchants Association. This fiscal year this program will focus on Crawford Ave. North and South of Main Street improving accessibility and ADA Compliance.

EXPENDITURE SCHEDULE through CITY Accounts by FY

Account Number	Cost Element	TOTAL ALL FISCAL YRS	Actual Prior Years	Budget FYE 2019	FYE 2020	FYE 2021	FYE 2022	FYE 2023	FYE 2024	Beyond 5 Years
050-9716-431.61-01	Const	946,097	638,935	57,162	50,000	50,000	50,000	50,000	50,000	ongoing
		0								
		0								
		0								
		0								
		0								
		0								
	Total	946,097	638,935	57,162	50,000	50,000	50,000	50,000	50,000	0

OPERATING IMPACT:

positive	Genl Fnd	Personnel, Capital Equipment and Materials.
----------	----------	---

STATUS & COMMENTS:

TOTAL PROJECT BUDGET BY FUND SOURCE AND PURPOSE:

THIS PROJECT NEEDS ASSISTANCE FROM:

Purpose	Fnd 50		Total
Design			0
ROW			0
Utilities			0
Const.	946,097		946,097
Materials			0
Total	946,097	0	946,097

Reimbursable Account?

no

Bldg Maint	
IT	
Pub Wks	
Utilities	
Parks	
Other	

Last Update 2/1/19

CITY OF NORMAN

PROJECT TITLE:	Driveway Repair Program	PROJECT TYPE:	Street Maintenance	Maint.
PROJ. CATEGORY:	General Maintenance	PROJECT NUMBER:	SC0659	
DEPARTMENT:	Public Works	ACCOUNT NUMBER:	050-9370-431	
MANAGER:	Jack Burdett	BEGIN & END DATES:	7/1/18	to 8/30/19
WARD(s):	4 7 8	LIFE EXPECTANCY:	50 years	

DETAILED PROJECT DESCRIPTION:

This project repairs hazardous or deteriorated driveways in the Central Core Area. Specific locations will be chosen based on criteria established by Council. All inquiries regarding replacement driveways will be directed to the City Engineer (or designee).

The following material is the selection criterion that staff will look at to determine which driveways will qualify initially and when funding is limited.

1. Core Area (mandatory)
2. Requested by the property owner of a platted residential use lot (mandatory)
3. The property owner must pave the portion of the driveway that is on private property at his or her expense (mandatory)
4. Drive is for established residential lot with structure(s). No new homes or subsequent to structure demolition (mandatory).
5. Condition of existing Driveway
6. Extent of pavement on existing driveway
7. Percent of Driveways in block that are paved.
8. Does the street have curb and gutter or borrow ditches

EXPENDITURE SCHEDULE through CITY Accounts by FY

Account Number	Cost Element	TOTAL ALL FISCAL YRS	Actual Prior Years	Budget FYE 2019	FYE 2020	FYE 2021	FYE 2022	FYE 2023	FYE 2024	Beyond 5 Years
050-9370-431.61-01	Const	302,033	240,000	12,033	10,000	10,000	10,000	10,000	10,000	ongoing
		0								
		0								
		0								
		0								
		0								
		0								
	Total	302,033	240,000	12,033	10,000	10,000	10,000	10,000	10,000	0

OPERATING IMPACT: negligible Genl Fnd Personnel, Capital Equipment and Materials.

STATUS & COMMENTS:

TOTAL PROJECT BUDGET BY FUND SOURCE AND PURPOSE:

THIS PROJECT NEEDS ASSISTANCE FROM:

Purpose	Fnd 50		Total
Design			0
ROW			0
Utilities			0
Const.	302,033		302,033
Materials			0
Total	302,033	0	302,033

Bldg Maint	
IT	
Pub Wks	
Utilities	
Parks	
Other	

Reimbursable Account? no

Last Update 2/1/19

ANNUAL BUDGET

CITY OF NORMAN

PROJECT TITLE:	EDC Manual Update	PROJECT TYPE:	Transp Cty Fnd Only	Improv.
PROJ. CATEGORY:	Design Manuals	PROJECT NUMBER:	BG0076	
DEPARTMENT:	Public Works	ACCOUNT NUMBER:	050-9408-431	
MANAGER:	Scott Sturtz	BEGIN & END DATES:	7/1/18	to 7/1/19
WARD(s):	All	LIFE EXPECTANCY:	N/A	

DETAILED PROJECT DESCRIPTION:

The City of Norman Engineering Design Criteria Manual and the Standard Specifications and Construction Drawings Manual were last updated in July 2006. These manuals are critical to ensure that City projects are designed and constructed to industry standards. The various sections and drawings have become outdated over the years so it is time for a major overhaul of these documents.

EXPENDITURE SCHEDULE through CITY Accounts by FY

Account Number	Cost Element	TOTAL ALL FISCAL YRS	Actual Prior Years	Budget FYE 2019	FYE 2020	FYE 2021	FYE 2022	FYE 2023	FYE 2024	Beyond 5 Years
6201	Design	275,000	0		100,000	175,000				
		0								
		0								
		0								
		0								
		0								
	Total	275,000	0	0	100,000	175,000	0	0	0	0

OPERATING IMPACT: positive Genl Fnd

STATUS & COMMENTS:

TOTAL PROJECT BUDGET BY FUND SOURCE AND PURPOSE:

THIS PROJECT NEEDS ASSISTANCE FROM:

Purpose	Fnd 50			Total
Design	275,000			275,000
ROW				0
Utilities				0
Const.	0			0
Materials				0
Total	275,000	0	0	275,000

Bldg Maint	
IT	
Pub Wks	
Utilities	
Parks	
Other	

Reimbursable Account? no

Last Update 6/14/19

ANNUAL BUDGET

CITY OF NORMAN

PROJECT TITLE:	Flood Sidewalks	PROJECT TYPE:	Transp. w/ Fedl Fndg	Improv.
PROJ. CATEGORY:	New Sidewalks	PROJECT NUMBER:	TR-0113	
DEPARTMENT:	Public Works	ACCOUNT NUMBER:	050-9712-431	
MANAGER:	Michael Rayburn	BEGIN & END DATES:	12/1/15	to 12/1/20
WARD(s):	4	LIFE EXPECTANCY:	20 Years	

DETAILED PROJECT DESCRIPTION:

The project fills several sidewalk gaps along both sides of Flood Avenue, between Gray Street and Acres Street

EXPENDITURE SCHEDULE through CITY Accounts by FY

Account Number	Cost Element	TOTAL ALL FISCAL YRS	Actual Prior Years	Budget FYE 2019	FYE 2020	FYE 2021	FYE 2022	FYE 2023	FYE 2024	Beyond 5 Years
6201	Design	31,800	24,568	7,232						
6001	ROW	0								
6701	Utilities	0								
6101	Const	274,500			274,500					
6301	Matls	0								
	Total	306,300	24,568	7,232	274,500	0	0	0	0	0

OPERATING IMPACT:

Negligible	Genl Fnd	\$5,000 per year for electricity and preventive maintenance
------------	----------	---

STATUS & COMMENTS:

Federal funds through ACOG will be requested for Federal Fiscal Year 2020 to pay for 80% of the construction cost.

Cardinal Engineering was retained to complete project design using "on call" engineering services contract.

TOTAL PROJECT BUDGET BY FUND SOURCE AND PURPOSE:

THIS PROJECT NEEDS ASSISTANCE FROM:

Purpose	Fnd 50		Total
Design	31,800		31,800
ROW	0		0
Utilities	0		0
Const.	274,500		274,500
Materials	0		0
Total	306,300	0	306,300

Bldg Maint	no
IT	no
Pub Wks	yes
Utilities	no
Parks	no
Other	no

Reimbursable Account? no no

Last Update 6/13/19

ANNUAL BUDGET

CITY OF NORMAN

PROJECT TITLE:	Sidewalk Accessibility	PROJECT TYPE:	Transp Cty Fnd Only	Maint.
PROJ. CATEGORY:	General Maintenance	PROJECT NUMBER:	TC0238	
DEPARTMENT:	Public Works	ACCOUNT NUMBER:	050-9316-431	
MANAGER:	Jack Burdett	BEGIN & END DATES:	7/1/18	to 8/30/19
WARD(s):	All	LIFE EXPECTANCY:	20 years	

DETAILED PROJECT DESCRIPTION:

Annual Program to provide wheelchair ramps where none exist and rebuild existing ramps that do not comply with the American with Disabilities Act. With input from interested citizens and neighborhood programs. City staff and City Council select the proposed construction sites.
 • Cherry Creek Drive - Install 18 ramps with ADA improvements from Morain Ct. to Durango Circle located in the Truman school district.

EXPENDITURE SCHEDULE through CITY Accounts by FY

Account Number	Cost Element	TOTAL ALL FISCAL YRS	Actual Prior Years	Budget FYE 2019	FYE 2020	FYE 2021	FYE 2022	FYE 2023	FYE 2024	Beyond 5 Years
050-9316-431.61-01	Const	699,322	510,227	39,095	30,000	30,000	30,000	30,000	30,000	ongoing
		0								
		0								
		0								
		0								
		0								
	Total	699,322	510,227	39,095	30,000	30,000	30,000	30,000	30,000	0

OPERATING IMPACT:

negligible Genl Fnd Personnel, Capital Equipment and Materials.

STATUS & COMMENTS:

TOTAL PROJECT BUDGET BY FUND SOURCE AND PURPOSE:

THIS PROJECT NEEDS ASSISTANCE FROM:

Purpose	Fnd 50		Total
Design			0
ROW			0
Utilities			0
Const.	699,322		699,322
Materials			0
Total	699,322	0	699,322
Reimbursable Account?	no		

Bldg Maint	
IT	
Pub Wks	
Utilities	
Parks	
Other	

Last Update 2/1/19

CITY OF NORMAN

PROJECT TITLE:	Sidewalk Horizontal Saw Cut Program	PROJECT TYPE:	Transp Cty Fnd Only	Maint.
PROJ. CATEGORY:	General Maintenance	PROJECT NUMBER:	TC0155	
DEPARTMENT:	Public Works	ACCOUNT NUMBER:	050-9407-431	
MANAGER:	Jack Burdett	BEGIN & END DATES:	7/1/17	to 8/30/19
WARD(s):	All	LIFE EXPECTANCY:	20 years	

DETAILED PROJECT DESCRIPTION:

This project locates non-ADA compliant sidewalks makes minor repairs and identifies locations for larger repairs. Project uses horizontal saw cutting technology to eliminate tripping hazards, which is 70% less costly than conventional methods. Specified locations will be in approximately one half square mile areas be surveyed by the contractor to develop the project boundary and work will completed up to the budgeted funding amount. Target location will be Lindsey Street between railroad tracks to 24th Ave. East on both sides of the street. Any Additional work shall extend north and south from lindsey on 12th Ave SE.

EXPENDITURE SCHEDULE through CITY Accounts by FY

Account Number	Cost Element	TOTAL ALL FISCAL YRS	Actual Prior Years	Budget FYE 2019	FYE 2020	FYE 2021	FYE 2022	FYE 2023	FYE 2024	Beyond 5 Years
050-9407-431.61-01	Const	280,000	40,000	40,000	40,000	40,000	40,000	40,000	40,000	ongoing
		0								
		0								
		0								
		0								
		0								
		0								
	Total	280,000	40,000	40,000	40,000	40,000	40,000	40,000	40,000	0

OPERATING IMPACT:

negligible Genl Fnd Personnel, Capital Equipment and Materials.

STATUS & COMMENTS:

TOTAL PROJECT BUDGET BY FUND SOURCE AND PURPOSE:

THIS PROJECT NEEDS ASSISTANCE FROM:

Purpose	Fnd 50		Total
Design			0
ROW			0
Utilities			0
Const.	280,000		280,000
Materials			0
Total	280,000	0	280,000
Reimbursable Account?	no		

Bldg Maint	
IT	
Pub Wks	
Utilities	
Parks	
Other	

Last Update 2/1/19

CITY OF NORMAN

PROJECT TITLE:	Sidewalk Program Schools & Arterials	PROJECT TYPE:	Transp Cty Fnd Only	Improv.
PROJ. CATEGORY:		PROJECT NUMBER:	TC0249	
DEPARTMENT:	Public Works	ACCOUNT NUMBER:	050-9317-431	
MANAGER:	Jack Burdett	BEGIN & END DATES:	7/1/17	to 8/30/18
WARD(s):	All	LIFE EXPECTANCY:	20 years	

DETAILED PROJECT DESCRIPTION:

This project will construct sidewalks adjacent to elementary schools that have no sidewalk and along arterial roads with heavy pedestrian traffic that currently have no sidewalks.

FYE 19 Project Location:

• High Meadows Drive from 12th Ave. NE to Northcliff Dr., . Route is located on the south of Adams Elementary school. Project to provide ADA accessibility on the same side of the street as Adams Elementary school for students arriving from the Southwest.

EXPENDITURE SCHEDULE through CITY Accounts by FY

Account Number	Cost Element	TOTAL ALL FISCAL YRS	Actual Prior Years	Budget FYE 2019	FYE 2020	FYE 2021	FYE 2022	FYE 2023	FYE 2024	Beyond 5 Years
050-9317-431.61-01	Const	1,631,698	1,025,290	206,408	80,000	80,000	80,000	80,000	80,000	ongoing
		0								
		0								
		0								
		0								
		0								
		0								
	Total	1,631,698	1,025,290	206,408	80,000	80,000	80,000	80,000	80,000	0

OPERATING IMPACT:

positive	Genl Fnd	Personnel, Capital Equipment and Materials.
----------	----------	---

STATUS & COMMENTS:

TOTAL PROJECT BUDGET BY FUND SOURCE AND PURPOSE:

THIS PROJECT NEEDS ASSISTANCE FROM:

Purpose	Fnd 50	Total	Total
Design			0
ROW			0
Utilities			0
Const.	1,631,698		1,631,698
Materials			0
Total	1,631,698	0	1,631,698

Bldg Maint	
IT	
Pub Wks	
Utilities	
Parks	
Other	

Reimbursable Account? no

Last Update 2/1/19

ANNUAL BUDGET

CITY OF NORMAN

PROJECT TITLE: Sidewalks and Trails PROJ. CATEGORY: DEPARTMENT: Public Works MANAGER: Jack Burdett WARD(s): All	PROJECT TYPE: <table border="1" style="display: inline-table; border-collapse: collapse;"> <tr> <td style="width:50%;">Transp Cty Fnd Only</td> <td style="width:50%;">Improv.</td> </tr> </table> PROJECT NUMBER: TC0262 ACCOUNT NUMBER: 050-9179-431 BEGIN & END DATES: 7/1/04 to 6/30/19 LIFE EXPECTANCY: 5 years	Transp Cty Fnd Only	Improv.
Transp Cty Fnd Only	Improv.		

DETAILED PROJECT DESCRIPTION:

Construction of new sidewalks and trails throughout the City in conformance with adopted Plans, including the 2012 Greenbelt Master Plan, Bikeway Transportation Master Plan, Parks Master Plan and Transportation Plan. Specific project locations will be evaluated and recommended for funding. FYE 2019 Project Location:
 • Main Street: From 24th Ave NW to Park Drive on the South side of Main Street. Project to extend ADA accessible route between I-35 and and properties along Main Street.

EXPENDITURE SCHEDULE through CITY Accounts by FY

Account Number	Cost Element	TOTAL ALL FISCAL YRS	Actual Prior Years	Budget FYE 2019	FYE 2020	FYE 2021	FYE 2022	FYE 2023	FYE 2024	Beyond 5 Years
050-9179-431.61-01	Const	944,085	145,010	199,075	120,000	120,000	120,000	120,000	120,000	ongoing
		0								
		0								
		0								
		0								
		0								
	Total	944,085	145,010	199,075	120,000	120,000	120,000	120,000	120,000	0

OPERATING IMPACT:

negligible	Genl Fnd	Annual maintenance
------------	----------	--------------------

STATUS & COMMENTS:

TOTAL PROJECT BUDGET BY FUND SOURCE AND PURPOSE:

THIS PROJECT NEEDS ASSISTANCE FROM:

Purpose	Fnd 50	Total
Design		0
ROW		0
Utilities		0
Const.	944,085	944,085
Materials		0
Total	944,085	944,085

Bldg Maint	
IT	
Pub Wks	
Utilities	
Parks	
Other	

Reimbursable Account? no

Last Update 2/1/19

ANNUAL BUDGET

CITY OF NORMAN

PROJECT TITLE:	Street Striping	PROJECT TYPE:	Transp Cty Fnd Only	Maint.
PROJ. CATEGORY:	Traffic Control Maintenance	PROJECT NUMBER:	TC0270	
DEPARTMENT:	Public Works	ACCOUNT NUMBER:	050-9406-431	
MANAGER:		BEGIN & END DATES:	4/1/17	to 12/1/24
WARD(s):	All	LIFE EXPECTANCY:	3 years	

DETAILED PROJECT DESCRIPTION:

This project provides street striping at various locations throughout the City.

EXPENDITURE SCHEDULE through CITY Accounts by FY

Account Number	Cost Element	TOTAL ALL FISCAL YRS	Actual Prior Years	Budget FYE 2019	FYE 2020	FYE 2021	FYE 2022	FYE 2023	FYE 2024	Beyond 5 Years
050-9406-431.61-01	Const	900,000	50,000	350,000	100,000	100,000	100,000	100,000	100,000	ongoing
	Total	900,000	50,000	350,000	100,000	100,000	100,000	100,000	100,000	0

OPERATING IMPACT:

Negligible	Genl Fnd
------------	----------

STATUS & COMMENTS:

Locations to be determined

TOTAL PROJECT BUDGET BY FUND SOURCE AND PURPOSE:

THIS PROJECT NEEDS ASSISTANCE FROM:

Purpose	Fnd 50			Total
Design	0			0
ROW	0			0
Utilities	0			0
Const.	900,000			900,000
Materials				0
Total	900,000	0	0	900,000

Bldg Maint	
IT	
Pub Wks	
Utilities	
Parks	
Other	

Reimbursable Account? no

Last Update 1/8/19

CITY OF NORMAN

PROJECT TITLE:	Traffic Calming	PROJECT TYPE:	Transp Cty Fnd Only	Improv.
PROJ. CATEGORY:	Traffic Control Maintenance	PROJECT NUMBER:	TC0230	
DEPARTMENT:	Public Works	ACCOUNT NUMBER:	050-9073-431	
MANAGER:	Michael D. Rayburn	BEGIN & END DATES:	12/1/03	to 12/1/20
WARD(s):	All	LIFE EXPECTANCY:	20 Years	

DETAILED PROJECT DESCRIPTION:

This project provides traffic calming devices (i.e., speed humps, traffic circles, chicanes, etc.) along major residential collector streets with a documented speeding problem.

EXPENDITURE SCHEDULE through CITY Accounts by FY

Account Number	Cost Element	TOTAL ALL FISCAL YRS	Actual Prior Years	Budget FYE 2019	FYE 2020	FYE 2021	FYE 2022	FYE 2023	FYE 2024	Beyond 5 Years
050-9073-431.61-01	Const	1,700,956	1,427,513	23,443	50,000	50,000	50,000	50,000	50,000	ongoing
Total		1,700,956	1,427,513	23,443	50,000	50,000	50,000	50,000	50,000	0

OPERATING IMPACT:

Negligible	Genl Fnd	\$3,000 per year for sign and pavement marking maintenance
------------	----------	--

STATUS & COMMENTS:

Council appropriated funds (\$20,000) for a project in the Hawthorne Addition (Hamden Avenue) in November of 2018.

TOTAL PROJECT BUDGET BY FUND SOURCE AND PURPOSE:

THIS PROJECT NEEDS ASSISTANCE FROM:

Purpose	Fnd 50		Total
Design	0		0
ROW	0		0
Utilities	0		0
Const.	1,700,956		1,700,956
Materials			0
Total	1,700,956	0	1,700,956

Bldg Maint	
IT	
Pub Wks	
Utilities	
Parks	
Other	

Reimbursable Account? no

Last Update 1/8/19

CITY OF NORMAN

PROJECT TITLE:	201 Admin West Gray Building Generator	PROJECT TYPE:	Bldgs & GnDs	Maint.
PROJ. CATEGORY:	Facilities	PROJECT NUMBER:	BG0067	
DEPARTMENT:	City Clerk	ACCOUNT NUMBER:	050-9644-419.61-01	
MANAGER:	Matthew Smith	BEGIN & END DATES:	7/1/19	to 6/30/20
WARD(s):	4	LIFE EXPECTANCY:	20-25 years	

DETAILED PROJECT DESCRIPTION:

This project is to provide full electrical back up power to this facility in the form of a diesel generator. This will replace the current generator that only supports lighting and computers in half of the building. The proposed generator would power the entire building in case of a power outage and allow this facility to full function until normal power can be restored.

EXPENDITURE SCHEDULE through CITY Accounts by FY

Account Number	Cost Element	TOTAL ALL FISCAL YRS	Actual Prior Years	Budget FYE 2019	FYE 2020	FYE 2021	FYE 2022	FYE 2023	FYE 2024	Beyond 5 Years
6201	Design	0								
6001	ROW	0								
6701	Utilities	0								
6101	Const	165,000			165,000					
6301	Matls	0								
		0								
	Total	165,000	0	165,000	165,000	0	0	0	0	0

OPERATING IMPACT:

slight Genl Fnd ongoing maintenance, utilities, computer services

TOTAL PROJECT BUDGET BY FUND SOURCE AND PURPOSE:

THIS PROJECT NEEDS ASSISTANCE FROM:

Purpose	Fnd 50		Total
Design	0		
ROW	0		
Utilities	0		
Const.	165,000		165,000
Materials	0		
Total	165,000	0	165,000

Bldg Maint	
IT	
Pub Wks	
Utilities	
Parks	
Other	

Reimbursable Account? no

Last Update 1/9/19

ANNUAL BUDGET

CITY OF NORMAN

PROJECT TITLE: 201 W. Gray Building A Generator Installation PROJ. CATEGORY: Building and Grounds DEPARTMENT: City Clerk MANAGER: Matthew Smith WARD(s): 4	PROJECT TYPE: Bldgs & Gnds Maint. PROJECT NUMBER: BG0078 ACCOUNT NUMBER: 050-9644-419 BEGIN & END DATES: 7/1/19 to 6/30/19 LIFE EXPECTANCY: 20-25 years
---	---

DETAILED PROJECT DESCRIPTION:

This project is to provide full electrical back up power to this facility in the form of a diesel generator. At present there is no alternative power source at this facility and when there is an outage all function of the building comes to a halt. The proposed generator would power the entire building in case of a power outage and allow this facility to full function until normal power can be restored.

EXPENDITURE SCHEDULE through CITY Accounts by FY

Account Number	Cost Element	TOTAL ALL FISCAL YRS	Actual Prior Years	Budget FYE 2019	FYE 2020	FYE 2021	FYE 2022	FYE 2023	FYE 2024	Beyond 5 Years
6201	Design	0								
6001	ROW	0								
6701	Utilities	0								
6101	Const	121,000			121,000					
6301	Matls	0								
		0								
Total		121,000	0	0	121,000	0	0	0	0	0

OPERATING IMPACT: slight Genl Fnd ongoing maintenance, utilities, computer services

STATUS & COMMENTS:

TOTAL PROJECT BUDGET BY FUND SOURCE AND PURPOSE:

THIS PROJECT NEEDS ASSISTANCE FROM:

Purpose	Fnd 50			Total
Design	0			0
ROW	0			0
Utilities	0			0
Const.	121,000			121,000
Materials	0			0
Total		121,000	0	0

Bldg Maint	
IT	
Pub Wks	
Utilities	
Parks	
Other	

Reimbursable Account? no

Last Update 6/13/19

ANNUAL BUDGET

CITY OF NORMAN

PROJECT TITLE:	710 Asp Avenue Parking Lot	PROJECT TYPE:	Transp Cty Fnd Only	Maint.
PROJ. CATEGORY:	Parking Facilities	PROJECT NUMBER:	BG-0072	
DEPARTMENT:	Public Works	ACCOUNT NUMBER:	050-9365	
MANAGER:	Angelo Lombardo	BEGIN & END DATES:	3/1/18	to 12/1/21
WARD(s):	4	LIFE EXPECTANCY:	20 years	

DETAILED PROJECT DESCRIPTION:

The project includes the acquisition of land and the construction of a surface parking lot, including paving, signing, striping, lighting and multi-space parking meter stations.

EXPENDITURE SCHEDULE through CITY Accounts by FY

Account Number	Cost Element	TOTAL ALL FISCAL YRS	Actual Prior Years	Budget FYE 2019	FYE 2020	FYE 2021	FYE 2022	FYE 2023	FYE 2024	Beyond 5 Years
050-9365.419.62-01	Design			3,000						
050-9365-419.60-01	ROW	1,129,000	62,000	62,000	1,005,000					
050-9365-419.61-01	Const	138,607	0	138,607						
	Total	1,267,607	62,000	203,607	1,005,000	0	0	0	0	0

OPERATING IMPACT: Negligible Genl Fnd

STATUS & COMMENTS:

TOTAL PROJECT BUDGET BY FUND SOURCE AND PURPOSE:

THIS PROJECT NEEDS ASSISTANCE FROM:

Purpose	Fnd 50	Total
Design	0	0
ROW	1,129,000	1,129,000
Utilities	0	0
Const.	138,607	138,607
Materials		0
Total	1,267,607	0
Reimbursable Account?	no	

Bldg Maint	
IT	
Pub Wks	
Utilities	
Parks	
Other	

Last Update 2/8/19

CITY OF NORMAN

PROJECT TITLE:	Animal Welfare HVAC	PROJECT TYPE:	Bldgs & Gnds	Maint.
PROJ. CATEGORY:	Building and Grounds	PROJECT NUMBER:	BG0251	
DEPARTMENT:	Police	ACCOUNT NUMBER:	050-	
MANAGER:	David Teuscher	BEGIN & END DATES:	7/1/19	to 6/30/20
WARD(s):		LIFE EXPECTANCY:	10 years	

DETAILED PROJECT DESCRIPTION:

Animal Welfare Facility Heat, Venting and Air Conditioning System

This project will 1) include a reengineering of the current system by an electrical engineer 2) the purchase and installation of new equipment that is coated for protection of the environment 3) should include Logic Controls for remote monitoring by Facility Maintenance. Being a facility used to hold and care for animals 24 hours a day, a consistent and dependable HVAC system is imperative.

EXPENDITURE SCHEDULE through CITY Accounts by FY

Account Number	Cost Element	TOTAL ALL FISCAL YRS	Actual Prior Years	Budget FYE 2019	FYE 2020	FYE 2021	FYE 2022	FYE 2023	FYE 2024	Beyond 5 Years
6201	Design	12,000			12,000					
6001	ROW	0								
6701	Utilities	0								
6101	Const	38,000			38,000					
6301	Matls	200,000			200,000					
		0								
	Total	250,000	0	0	250,000	0	0	0	0	0

OPERATING IMPACT:

moderate	Genl Fnd	ongoing maintenance and equipment inoperability
----------	----------	---

STATUS & COMMENTS:

Police Staff would recommend if this request is approved that Building Maintenance lead the project with guidance from an electrical engineer.

TOTAL PROJECT BUDGET BY FUND SOURCE AND PURPOSE:

Purpose	Fnd 50		Total
Design	12,000		12,000
ROW	0		0
Utilities			0
Const.	38,000		38,000
Materials	200,000		200,000
Total	250,000	0	250,000

Reimbursable Account? no

THIS PROJECT NEEDS ASSISTANCE FROM:

Bldg Maint	yes
IT	
Pub Wks	
Utilities	
Parks	
Other	

Last Update 6/13/19

CITY OF NORMAN

PROJECT TITLE:	Facility Maintenance Mechanical HVAC	PROJECT TYPE:	Bldgs & Gnds	Maint.
PROJ. CATEGORY:	Building and Grounds	PROJECT NUMBER:	EF1003	
DEPARTMENT:	City Clerk	ACCOUNT NUMBER:	050-9540-419.61-01	
MANAGER:	Matthew Smith	BEGIN & END DATES:	7/1/16	to 6/30/24
WARD(s):	4	LIFE EXPECTANCY:	15 to 20 years	

DETAILED PROJECT DESCRIPTION:

Replace existing Mechanical and HVAC systems on City buildings identified in the building assessments study of 2010, specifically as well as emergency replacements when identified.

EXPENDITURE SCHEDULE through CITY Accounts by FY

Account Number	Cost Element	TOTAL ALL FISCAL YRS	Actual Prior Years	Budget FYE 2019	FYE 2020	FYE 2021	FYE 2022	FYE 2023	FYE 2024	Beyond 5 Years
6201	Design	0								
6001	ROW	0								
6701	Utilities	0								
050-9540-419.61-01	Const	2,581,591	2,197,671	83,920	50,000	50,000	50,000	50,000	50,000	50,000
6301	Matls	0								
		0								
	Total	2,581,591	2,197,671	83,920	50,000	50,000	50,000	50,000	50,000	50,000

OPERATING IMPACT: slight Genl Fnd ongoing maintenance, utilities, computer services

STATUS & COMMENTS:

Original project extended to become annual program to address HVAC in all City facilities.

TOTAL PROJECT BUDGET BY FUND SOURCE AND PURPOSE:

THIS PROJECT NEEDS ASSISTANCE FROM:

Purpose	Fnd 50			Total
Design	0			0
ROW	0			0
Utilities	0			0
Const.	2,581,591			2,581,591
Materials	0			0
Total	2,581,591	0	0	2,581,591
Reimbursable Account?	no			

Bldg Maint	yes
IT	
Pub Wks	
Utilities	
Parks	
Other	

Last Update 1/9/19

ANNUAL BUDGET

CITY OF NORMAN

PROJECT TITLE:	City Filesystem hardware replacement	PROJECT TYPE:	Bldgs & Guds	Improv.
PROJ. CATEGORY:	City IT Business Continuity	PROJECT NUMBER:	BG0077	
DEPARTMENT:	Information Technology	ACCOUNT NUMBER:	050-	
MANAGER:	Rob Gruver	BEGIN & END DATES:	7/1/19	to 6/30/20
WARD(s):		LIFE EXPECTANCY:	7 years	

DETAILED PROJECT DESCRIPTION:

City of Norman will replace 6 DelleMC Isilon X-Nodes and 3 NL nodes. That our end of life in Mar 2021. With new Isilon H400 nodes to replace the Xnodes. Then the next year another chassis and 2 blades to replace the NL nodes.

EXPENDITURE SCHEDULE through CITY Accounts by FY

Account Number	Cost Element	TOTAL ALL FISCAL YRS	Actual Prior Years	Budget FYE 2019	FYE 2020	FYE 2021	FYE 2022	FYE 2023	FYE 2024	Beyond 5 years
6101	Const	400,000		0	400,000					
		0								
		0								
		0								
		0								
	Total	400,000	0	0	400,000	0			0	0

OPERATING IMPACT:

negligible Genl Fnd No additional operational expenses will be incurred.

STATUS & COMMENTS:

The City of Norman has used DELLEMC Isilon NAS storage for its main file system. This is the hardware and software that runs all Department, User, Public Filesystems as well as a repository for our email and bodycam storage. This hardware is reaching its end of life and we need to replacement. The overall cost maintenance for the old system will be a 3 to 4 year ROI of the replacement costs.

TOTAL PROJECT BUDGET BY FUND SOURCE AND PURPOSE:

Purpose	Fnd 50		Total
Design	0		0
ROW	0		0
Utilities	0		0
Const.	400,000		400,000
Materials	0		0
Total	400,000	0	400,000
Reimbursable Account?	no		

THIS PROJECT NEEDS ASSISTANCE FROM:

Bldg Maint	
IT	
Pub Wks	
Utilities	
Parks	
Other	

Last Update 6/13/19

ANNUAL BUDGET

CITY OF NORMAN

PROJECT TITLE:	GIS Mapping Update	PROJECT TYPE:	Bldgs & Gnds	Maint.
PROJ. CATEGORY:	Geographic Information System	PROJECT NUMBER:	BG0074	
DEPARTMENT:	Planning / GIS	ACCOUNT NUMBER:	050-9533-419	
MANAGER:	Joyce Green	BEGIN & END DATES:	2/15/19	to 12/31/19
WARD(s):	All	LIFE EXPECTANCY:	2 yr primary usage, permanent archive	

DETAILED PROJECT DESCRIPTION:

This project will update the City's base map to reflect new construction and any other changes on the ground, which have occurred since the last base map update was completed in 2017. The project will start in winter 2019 when leaf-off aerial photography will be collected. This project is standard maintenance of the GIS database. The deliverable products will be color aerial photography and an update of the planimetric (structures, paving, etc.) base map of entire city. This information is used for many purposes throughout the city including: permitting, stormwater planning (particularly related to impervious surface), utility management, and public safety. Almost every development project, both public and private, starts with a map. The availability of recent, accurate, and complete mapping facilitates the effective management of the City's resources. Archived photos are regularly used for zoning and code compliance cases. The City may be able to coordinate this project with other ACOG agencies to reduce costs. It has two distinct components: aerial photography, which is budgeted at \$45,000; planimetric mapping and optional LiDAR, which is budgeted at \$100,000. The amount budgeted should allow the City of Norman to choose a data vendor from first tier contractors and add any computing capacity required to serve the data over the computer network.

EXPENDITURE SCHEDULE through CITY Accounts by FY

Account Number	Cost Element	TOTAL ALL FISCAL YRS	Actual Prior Years	Budget FYE 2019	FYE 2020	FYE 2021	FYE 2022	FYE 2023	FYE 2024	Beyond 5 Years
050-9533-419.62-01	Design	458,264	23,264	145,000	0	145,000	0	145,000	0	ongoing
6001	ROW	0								
6701	Utilities	0								
6101	Const	0								
6301	Matls	0								
		0								
	Total	458,264	23,264	145,000	0	145,000	0	145,000	0	0

OPERATING IMPACT:

slight

 Genl Fnd ongoing maintenance, utilities, computer services

STATUS & COMMENTS:

TOTAL PROJECT BUDGET BY FUND SOURCE AND PURPOSE:

THIS PROJECT NEEDS ASSISTANCE FROM:

Purpose	Fnd 50		Total
Design	458,264		458,264
ROW	0		0
Utilities	0		0
Const.	0		0
Materials	0		0
Total	458,264	0	458,264
Reimbursable Account?	no		

Bldg Maint	
IT	yes
Pub Wks	
Utilities	
Parks	
Other	

Last Update 2/4/19

ANNUAL BUDGET

CITY OF NORMAN

PROJECT TITLE:	Greenbelt Acquisition	PROJECT TYPE:	Bldgs & Gnds	Improv.
PROJ. CATEGORY:	Buildings and Grounds	PROJECT NUMBER:	PR0040	
DEPARTMENT:	Planning and Community Development	ACCOUNT NUMBER:	050-9175-452	
MANAGER:	Jane Hudson	BEGIN & END DATES:	7/1/06	to ongoing
WARD(s):	All	LIFE EXPECTANCY:	Permanent	

DETAILED PROJECT DESCRIPTION:

These funds are provided primarily for acquisition of property or conservation easements for parcels to become part of the Norman Greenbelt System. Thus far, funds have been directed towards matching funds for grants that have included both purchase of conservation easements, for trail projects, and for purchase of structures/properties in the floodplain. Funding was also provided as part of the Storm Water Master Plan project to develop a Greenway Master Plan. Future funds are anticipated to be used to implement the Greenway Master Plan and to acquire environmentally sensitive properties in the City.

EXPENDITURE SCHEDULE through CITY Accounts by FY

Account Number	Cost Element	TOTAL ALL FISCAL YRS	Actual Prior Years	Budget FYE 2019	FYE 2020	FYE 2021	FYE 2022	FYE 2023	FYE 2024	Beyond 5 Years
6201	Design	0								
6001	ROW	1,089,805	839,805	0	50,000	50,000	50,000	50,000	50,000	ongoing
6701	Utilities	0								
6101	Const	0								
6301	Matls	0								
		0								
	Total	1,089,805	839,805	0	50,000	50,000	50,000	50,000	50,000	0

OPERATING IMPACT:

slight	Genl Fnd	ongoing maintenance, utilities, computer services
--------	----------	---

STATUS & COMMENTS:

TOTAL PROJECT BUDGET BY FUND SOURCE AND PURPOSE:

Purpose	Fnd 50	Fed. Aid	Private	Total
Design	0			0
ROW	940,305	299,000	149,500	1,388,805
Utilities	0			0
Const.	0			0
Materials	0			0
Total	940,305	299,000	149,500	1,388,805

THIS PROJECT NEEDS ASSISTANCE FROM:

Bldg Maint	
IT	
Pub Wks	yes
Utilities	yes
Parks	yes
Other	

Reimbursable Account?

no	yes	yes
----	-----	-----

Last Update 2/4/19

ANNUAL BUDGET

CITY OF NORMAN

PROJECT TITLE:	Municipal Complex Renovation (2008 G.O. Bond)	PROJECT TYPE:	Bldgs & Gnds	Improv.
PROJ. CATEGORY:		PROJECT NUMBER:	BP0045/BG0075	
DEPARTMENT:	City Manager	ACCOUNT NUMBER:	050-9644.419	
MANAGER:	Terry Floyd	BEGIN & END DATES:	Feb. 2019	to 6/1/24
WARD(s):	4	LIFE EXPECTANCY:	50 years	

DETAILED PROJECT DESCRIPTION:

This project will be for the renovation of the City Municipal Complex Buildings A, B, C and Annex (City Hall) as authorized in the 2008 General Obligation Bond (G.O.) approved by Norman residents. This project will include renovation of the existing buildings, additional parking and other complex renovations. These renovations are projected to be in line with those developed in the original bond proposal 2008 Municipal Complex Master Plan Study and updated in the September 2015 Master Plan Update. Funding for this project will be provided upon sale of the 2008 G.O. bonds.

EXPENDITURE SCHEDULE through CITY Accounts by FY

Account Number	Cost Element	TOTAL ALL FISCAL YRS	Actual Prior Years	Budget FYE 2019	FYE 2020	FYE 2021	FYE 2022	FYE 2023	FYE 2024	Beyond 5 Years
Bond Issue Cost		172,000		172,000						
6201 GOB	Design	857,000			857,000					
6701 GOB	Utilities	0			0					
6101 GOB	Const	8,181,743			8,181,743					
6301 GOB	Mats	450,000			450,000					
6201 PayGo BG0075	Design	215,000		215,000						
	Total	9,875,743	0	387,000	9,488,743	0	0	0	0	0

OPERATING IMPACT:

slight Genl Fnd ongoing maintenance, utilities, computer services of current municipal offices

STATUS & COMMENTS:

This project will likely begin design in February 2019 (FYE 2019) and will initially utilize funds from 050-9644.419, with funds currently designated for the Municipal Complex Signage project. Once the 2008 G.O. bonds are issued for this project and final determinations are made for the entirety of the issuance due to ongoing Senior Center discussions, any funding utilized from the Municipal Complex Signage project for this project will be reimbursed to the project account. The project will likely take place over multiple fiscal years and will need to have funding carried over those years. Construction could begin in late FYE 2020. Bond issue cost is estimated to be \$172,000.

TOTAL PROJECT BUDGET BY FUND SOURCE AND PURPOSE:

THIS PROJECT NEEDS ASSISTANCE FROM:

Purpose	2008 GOB	Fnd 50	Total
Design	172,000		172,000
Design	857,000	215,000	1,072,000
Utilities	0		0
Const.	8,181,743		8,181,743
Materials	450,000		450,000
Total	9,660,743	215,000	9,875,743
Reimbursable Account?	no	no	

Bldg Maint	yes
IT	yes
Pub Wks	yes
Utilities	yes
Parks	yes
Other	yes

Last Update 6/14/19

ANNUAL BUDGET

CITY OF NORMAN

PROJECT TITLE:	Security System Replacement	PROJECT TYPE:	Bldgs & Gnds	Improv.
PROJ. CATEGORY:	Buildings and Grounds	PROJECT NUMBER:	BG0069	
DEPARTMENT:	Information Technology	ACCOUNT NUMBER:	050-9365-419.61-01	
MANAGER:	Kari Madden	BEGIN & END DATES:	7/1/17	to 6/30/21
WARD(s):	All	LIFE EXPECTANCY:	15 to 20 years	

DETAILED PROJECT DESCRIPTION:

This request is needed to replace the failing access control system (Win-Pak) in Building A, PD, PD SID, PD Range, and Water Treatment. We are currently on Win-Pak SE 2.0, which we no longer have maintenance on as support ended in 2011. We are experiencing challenges with door resets and the software often crashes and has to be reset to gain control of the doors it manages in Building A, PD, etc. All access to these buildings has to be maintained in both our access control systems which is very labor intensive for IT staff. The door readers in the Win-Pak system are getting old and costly repairs are getting more frequent. This request would first bring in the five buildings remaining on the Win-Pak system (Building A, Building B, Police SID, Water Treatment, Police Range) and only replace what is existing, once failing equipment has been replaced we will use any extra funds to build in camera's or security components to the facilities listed. Our core focus is getting this failing system out, if it fails the buildings will have to operate with manual keys and locks and no reporting capabilities. They will have to be manually locked and unlocked each morning and during business hours.

Municipal Court's camera system is in need of repair, this request would replace those camera's and add additional to cover the court room, clerks area for money handling and citizen interaction, safe. We will also attempt to put automatic door closures on doors that do not secure properly to the outside and have been found open after hours. The Genetec system could notify if a door does not lock after hours once we bring the door into the system.

Fleet's camera's are also in a failing state and recommended to address in the FYE18 as you will see below. These cameras monitor the fuel islands and Fleet parking lot areas. This does not include camera's for all the buildings at North Base that would be expanded in subsequent years.

All of these request will require additional storage for the video which was not calculated within the original requests. We allocated \$20,000 for storage expansion and \$30,000 to automate and log the gate at Street Maintenance which has numerous cell carriers accessing at will with no tracking the facility. It would be helpful to see access logging and times to the facility with all of the heavy equipment, materials, and chemical that is stored there. Not to mention the city has a secondary data center in a cell hut at this facility as well.

We have the new Genetec system in place at Police NIC, Building C, City Hall, and Fleet. Genetec is the City's new access control system as well the system that maintains electronic gates, camera systems, ID badge making, alarm notifications, etc. going forward. The system is fast, easy to use, and contains a variety of customizable reports. Genetec also runs our video surveillance system, which is distributed throughout the city. I.T. has two Genetec certified employees.

Subsequent years would address the additional projects requesting to have access control, camera's, or gate access brought into the Genetec system based on priority by Management. We will replace other camera's at Streets and other facilities in future years.

EXPENDITURE SCHEDULE through CITY Accounts by FY

Account Number	Cost Element	TOTAL ALL FISCAL YRS	Actual Prior Years	Budget FYE 2019	FYE 2020	FYE 2021	FYE 2022	FYE 2023	FYE 2024	Beyond 5 Years
	Design	0								
6101	Const	1,025,000	125,000	314,961	300,000	300,000				
	Mats	0								
	Utilities	0								
		0								
		0								
	Total	1,025,000	125,000	314,961	300,000	300,000	0	0	0	0

OPERATING IMPACT:

slight	Genl Fnd	An increase to 42-26 for support and maint annually for the added sites
--------	----------	---

STATUS & COMMENTS:

Street Maint is asking for \$25,000 out of General Fund to replace security camera's, we would need to add that amount to FYE19 if funded with the gate and access control we are already doing.

TOTAL PROJECT BUDGET BY FUND SOURCE AND PURPOSE:

THIS PROJECT NEEDS ASSISTANCE FROM:

Purpose	Fnd 50	Total
Design		0
ROW		0
Utilities		0
6101 Const.	1,025,000	1,025,000
Materials		0
Total	1,025,000	1,025,000

Bldg Maint	
IT	
Pub Wks	
Utilities	
Parks	
Other	

Reimbursable Account? no

Last Update 1/4/19

ANNUAL BUDGET

CITY OF NORMAN

PROJECT TITLE:	Signage Replacement Municipal Complex	PROJECT TYPE:	Bldgs & Gnds	Maint.
PROJ. CATEGORY:	Building and Grounds	PROJECT NUMBER:	BG0046	
DEPARTMENT:	City Clerk	ACCOUNT NUMBER:	050-9644-419.61-01	
MANAGER:	Matthew Smith	BEGIN & END DATES:	7/1/19	to 6/30/20
WARD(s):	4	LIFE EXPECTANCY:	10 years	

DETAILED PROJECT DESCRIPTION:

Signage upgrade/replacement for Municipal Complex including Facility Maintenance. This project will provide better wayfinding for citizens visiting City offices allowing them to locate their destination easily. The signage on the west side of the Library will also be upgraded to remove the Pioneer Library System Administrative Offices from the sign since they have moved to the former Border's building. This project will also provide signage for Facility Maintenance Division, which is located in the Gray Street property.

EXPENDITURE SCHEDULE through CITY Accounts by FY

Account Number	Cost Element	TOTAL ALL FISCAL YRS	Actual Prior Years	Budget FYE 2019	FYE 2020	FYE 2021	FYE 2022	FYE 2023	FYE 2024	Beyond 5 Years
6201	Design	0								
6001	ROW	0								
6701	Utilities	0								
050-9644-419.61-01	Const	200,000	0			100,000	100,000			
6301	Matls	0								
		0								
	Total	200,000	0	0	0	100,000	100,000	0	0	0

OPERATING IMPACT: slight Genl Fnd ongoing maintenance

STATUS & COMMENTS:

TOTAL PROJECT BUDGET BY FUND SOURCE AND PURPOSE:

THIS PROJECT NEEDS ASSISTANCE FROM:

Purpose	Fnd 50		Total
Design	0		0
ROW	0		0
Utilities	0		0
Const.	200,000		200,000
Materials	0		0
Total	200,000	0	200,000

	yes
Bldg Maint	
IT	
Pub Wks	
Utilities	
Parks	
Other	

Reimbursable Account? no

Last Update 2/18/19

ANNUAL BUDGET

CITY OF NORMAN

PROJECT TITLE:	Street Division North Base Facility	PROJECT TYPE:	Street Maintenance	Improv.
PROJ. CATEGORY:	Buildings and Grounds - New Building	PROJECT NUMBER:	BG0250	
DEPARTMENT:	Public Works	ACCOUNT NUMBER:	050-9075-431	
MANAGER:	Tony Mensah	BEGIN & END DATES:	07-01-19	to 06-30-20
WARD(s):	8	LIFE EXPECTANCY:	50 years	

DETAILED PROJECT DESCRIPTION:

Construction of salt storage and loading facility at the North Base Facility on Da Vinci Street. The Street Division currently has one location for salt storage and loading of trucks at the Lindsey Street Yard Facility. Due to the expanding scope of snow/ice control operations, it has become necessary for a second location to have salt storage and loading that has the ability to service the northern half of Norman. This facility will enable the Street Division crews to reduce the amount of time traveling to the Lindsey Yard location in southern Norman and give a more timely response to conditions in the expanding areas to the north.

EXPENDITURE SCHEDULE through CITY Accounts by FY

Account Number	Cost Element	TOTAL ALL FISCAL YRS	Actual Prior Years	Budget FYE 2019	FYE 2020	FYE 2021	FYE 2022	FYE 2023	FYE 2024	Beyond 5 Years
		0								
		0								
		0								
		0								
6101	Const	350,000	0	0	0	0	350,000	0	0	
6301	Matls	150,000	0	0	0	0	150,000	0	0	
	Total	500,000	0	0	0	0	500,000	0	0	0

OPERATING IMPACT:

Negligible Genl Fnd Personnel, Capital Equipment and Materials.

STATUS & COMMENTS:

TOTAL PROJECT BUDGET BY FUND SOURCE AND PURPOSE:

Purpose	Fnd 50		Total
Design			0
ROW			0
Utilities			0
Const.	350,000		350,000
Materials	150,000		150,000
Total	500,000	0	500,000
Reimbursable Account?	No		

THIS PROJECT NEEDS ASSISTANCE FROM:

Bldg Maint	
IT	
Pub Wks	
Utilities	
Parks	
Other	

Last Update 6/13/2019

CITY OF NORMAN

PROJECT TITLE:	Park Site Amenities and Beautification	PROJECT TYPE:	Parks & Recreation	Maint.
PROJ. CATEGORY:	Misc. Maintenance	PROJECT NUMBER:	PR0013	
DEPARTMENT:	Parks & Recreation	ACCOUNT NUMBER:	050-9973-452	
MANAGER:	Mitch Miles	BEGIN & END DATES:	7/1/18	to 6/29/23
WARD(s):	All	LIFE EXPECTANCY:	25 Years	

DETAILED PROJECT DESCRIPTION:

This project is for the upgrade and replacement of old and high-maintenance park amenities. Items such as old picnic tables and benches will be replaced. Concrete pads will be installed under new and existing amenities to protect them from mower damage and to provide an all-weather surface for the user. Also included could be such items as deteriorated or damaged grills, trash cans, drinking fountains, landscaping, bike racks, sports equipment, etc. The project will also be used to make improvements to the public landscape areas in the City, such as traffic islands/medians, landscapes at public buildings and downtown landscape areas, which all are subject to mechanical and environmental damage throughout the year and are often in need of minor replacements. Any major landscape renovations at these sites will be requested as a stand-alone project and funded accordingly.

EXPENDITURE SCHEDULE through CITY Accounts by FY

Account Number	Cost Element	TOTAL ALL FISCAL YRS	Actual Prior Years	Budget FYE 2019	FYE 2020	FYE 2021	FYE 2022	FYE 2023	FYE 2024	Beyond 5 Years
6201	Design	0								
6001	ROW	0								
6701	Utilities	0								
6101	Const	0								
6301	Matls	324,000	164,000	20,000	28,000	28,000	28,000	28,000	28,000	ongoing
		0								
	Total	324,000	164,000	20,000	28,000	28,000	28,000	28,000	28,000	0

OPERATING IMPACT:

negligible	Genl Fnd
------------	----------

STATUS & COMMENTS:

We are requesting a \$8,000 per year increase beginning in FYE2020 to account for the expenses we have encountered over the past several years associated with replacement of landscape materials in parks and traffic islands throughout the city. We do not have a dedicated "Beautification" budget in the annual project list like we used to in the early 2000's. Recent requests to create such a project have not been approved in the budget cycles; therefore we propose including this function into the "site amenities" project as a logical way to accommodate these recurring costs.

TOTAL PROJECT BUDGET BY FUND SOURCE AND PURPOSE:

THIS PROJECT NEEDS ASSISTANCE FROM:

Purpose	Fnd 50		Total
Design	0		0
ROW	0		0
Utilities	0		0
Const.	0		0
Materials	324,000		324,000
Total	324,000	0	324,000

Bldg Maint	
IT	
Pub Wks	
Utilities	
Parks	
Other	

Reimbursable Account? no

Last Update 2/27/19

CITY OF NORMAN

PROJECT TITLE:	Tree Program-Matching Funds	PROJECT TYPE:	Parks & Recreation	Improv.
PROJ. CATEGORY:	Parks & Recreation	PROJECT NUMBER:	PR0212	
DEPARTMENT:	Parks & Recreation	ACCOUNT NUMBER:	050-9966-452	
MANAGER:	James Briggs	BEGIN & END DATES:	7/1/18	to 6/29/23
WARD(s):	All	LIFE EXPECTANCY:	50 Years	

DETAILED PROJECT DESCRIPTION:

Annual Program to fund selected tree planting projects. It will allow the purchase and planting of trees and irrigation on any park/or public lands in a matching fund fashion (similar to the sidewalk repair program) The types of trees and their locations will need City approval prior to installation.

EXPENDITURE SCHEDULE through CITY Accounts by FY

Account Number	Cost Element	TOTAL ALL FISCAL YRS	Actual Prior Years	Budget FYE 2019	FYE 2020	FYE 2021	FYE 2022	FYE 2023	FYE 2024	Beyond 5 Years
6201	Design	0								
6001	ROW	0								
6701	Utilities	0								
6101	Const	20,407								
6301	Matls	178,666	112,600	16,066	10,000	10,000	10,000	10,000	10,000	ongoing
		0								
	Total	199,073	112,600	16,066	10,000	10,000	10,000	10,000	10,000	0

OPERATING IMPACT:

negligible Genl Fnd Irrigation Maintenance and pruning

STATUS & COMMENTS:

TOTAL PROJECT BUDGET BY FUND SOURCE AND PURPOSE:

THIS PROJECT NEEDS ASSISTANCE FROM:

Purpose	Fnd 50		Total
Design	0		0
ROW	0		0
Utilities	0		0
Const.	20,407		20,407
Materials	178,666		178,666
Total	199,073	0	199,073

Bldg Maint	
IT	
Pub Wks	
Utilities	
Parks	
Other	

Reimbursable Account? no

Last Update 2/27/19

ANNUAL BUDGET

CITY OF NORMAN

PROJECT TITLE:	Drainage Miscellaneous Annual Projects	PROJECT TYPE:	Stormwater Drainage	Maint.
PROJ. CATEGORY:	General Maintenance	PROJECT NUMBER:	DR0019	
DEPARTMENT:	Public Works	ACCOUNT NUMBER:	050-9967-431	
MANAGER:	Carrie Evenson	BEGIN & END DATES:	7/1/15	to Annual
WARD(s):	All	LIFE EXPECTANCY:	20 years	

DETAILED PROJECT DESCRIPTION:

Every year, several small (\$2,000 - \$10,000) unplanned drainage projects, which are typically reported to staff via citizen requests, are not constructed because they have not been funded. This program funds these small drainage projects. These projects include repairing concrete flumes between houses, damaged or improperly sized storm sewer inlets and installation of new storm sewer inlets. This project will provide staff with the necessary funding to construct these small drainage projects. In so doing, it will produce a very positive citizen impact.

EXPENDITURE SCHEDULE through CITY Accounts by FY

Account Number	Cost Element	TOTAL ALL FISCAL YRS	Actual Prior Years	Budget FYE 2019	FYE 2020	FYE 2021	FYE 2022	FYE 2023	FYE 2024	Beyond 5 Years
6201	Design	0								
6001	ROW	0								
6701	Utilities	0								
050-9967-431.61-01	Const	615,001	213,053	214,135	45,000	45,000	45,000	45,000	45,000	ongoing
6301	Matls	0								
		0								
	Total	615,001	213,053	214,135	45,000	45,000	45,000	45,000	45,000	45,000

OPERATING IMPACT:

positive	Genl Fnd	While maintenance of infrastructure is required, generally these small drainage projects will result in a decreased in overall City of Norman effort and budget expenditure due to updating, upgrading, and increased level of service and reduction in necessary response to customer complaints.
----------	----------	--

STATUS & COMMENTS:

TOTAL PROJECT BUDGET BY FUND SOURCE AND PURPOSE:

THIS PROJECT NEEDS ASSISTANCE FROM:

Purpose	Fnd 50		Total
Design	0		0
ROW	0		0
Utilities	0		0
Const.	615,001		615,001
Materials	0		0
Total	615,001	0	615,001

Bldg Maint	
IT	
Pub Wks	
Utilities	
Parks	
Other	

Reimbursable Account? no

Last Update 2/1/19

ANNUAL BUDGET

CITY OF NORMAN

PROJECT TITLE:	Drainage Projects	PROJECT TYPE:	Stormwater Drainage		Improv.
PROJ. CATEGORY:	Drainage	PROJECT NUMBER:	DR0067		
DEPARTMENT:	Public Works	ACCOUNT NUMBER:	050-9968-431		
MANAGER:	Carrie Evenson	BEGIN & END DATES:	7/1/15	to	Annual
WARD(s):	All	LIFE EXPECTANCY:	20 years		

DETAILED PROJECT DESCRIPTION:

This is an ongoing annual program to address smaller stormwater drainage problems around the City. Specific locations will be identified during each annual budget process. Specific projects by fiscal year can be found on the attached sheet.

EXPENDITURE SCHEDULE through CITY Accounts by FY

Account Number	Cost Element	TOTAL ALL FISCAL YRS	Actual Prior Years	Budget FYE 2019	FYE 2020	FYE 2021	FYE 2022	FYE 2023	FYE 2024	Beyond 5 Years
050-9968-431.62-01	Design	187,948	0	87,948	100,000	0	0	0	0	
6001	ROW	0								
6701	Utilities	0								
050-9968-431.61-01	Const	2,499,830	179,845	994,985	185,000	285,000	285,000	285,000	285,000	Ongoing
6301	Matls	0								
		0								
	Total	2,687,778	179,845	1,082,933	285,000	285,000	285,000	285,000	285,000	0

OPERATING IMPACT:

positive	Genl Fnd	Reduced employee, materials and capital equipment cost
----------	----------	--

STATUS & COMMENTS:

TOTAL PROJECT BUDGET BY FUND SOURCE AND PURPOSE:

THIS PROJECT NEEDS ASSISTANCE FROM:

Purpose	Fnd 50			Total
Design	187,948			187,948
ROW				0
Utilities				0
Const.	2,499,830			2,499,830
Materials				0
Total	2,687,778	0	0	2,687,778

Bldg Maint	
IT	
Pub Wks	
Utilities	
Parks	
Other	

Reimbursable Account? no

Last Update 2/1/19

ANNUAL BUDGET

CITY OF NORMAN

PROJECT TITLE:	Force Account Drainage	PROJECT TYPE:	Stormwater Drainage		Maint.
PROJ. CATEGORY:	Stormwater	PROJECT NUMBER:	See attached listing		
DEPARTMENT:	Public Works	ACCOUNT NUMBER:	050-9906-431		
MANAGER:	Carrie Evenson	BEGIN & END DATES:	7/1/19	to	6/30/2020
WARD(s):	All	LIFE EXPECTANCY:	20 years		

DETAILED PROJECT DESCRIPTION:

The Infrastructure Crew in the Stormwater Division is comprised of (4) personnel who install stormwater drainage improvements, including stormwater infrastructure installation and repair, adjunct street repairs, culvert crossdrains, and concrete channel repairs. This project funds the materials. FYE 2020 stormwater drainage improvement locations are as shown on the following sheet.

EXPENDITURE SCHEDULE through CITY Accounts by FY

Account Number	Cost Element	TOTAL ALL FISCAL YRS	Actual Prior Years	Budget FYE 2019	FYE 2020	FYE 2021	FYE 2022	FYE 2023	FYE 2024	Beyond 5 Years
6201	Design	197,575	47,413	150,162	0	0	0	0	0	
6001	ROW	0								
6701	Utilities	0								
6101	Const	460,712	10,763	249,949	40,000	40,000	40,000	40,000	40,000	ongoing
6301	Mats	779,286	44,010	260,276	95,000	95,000	95,000	95,000	95,000	ongoing
Total		1,437,573	102,186	660,387	135,000	135,000	135,000	135,000	135,000	0

OPERATING IMPACT:

negligible	Genl Fnd	Personnel, Capital Equipment and Materials.
------------	----------	---

STATUS & COMMENTS:

TOTAL PROJECT BUDGET BY FUND SOURCE AND PURPOSE:

Purpose	Fnd 50		Total
Design	197,575		197,575
ROW	0		0
Utilities	0		0
050-9906-451.61-01 Const.	460,712		460,712
050-9906-451.63-01 Materials	779,286		779,286
Total	1,437,573	0	1,437,573
Reimbursable Account?	no		

THIS PROJECT NEEDS ASSISTANCE FROM:

Bldg Maint	
IT	
Pub Wks	
Utilities	
Parks	
Other	

Last Update 2/1/19

ANNUAL BUDGET

CITY OF NORMAN

PROJECT TITLE:	Lake Thunderbird Watershed TMDL Compliance	PROJECT TYPE:	Stormwater Drainage		Improv.
PROJ. CATEGORY:	Stormwater Drainage	PROJECT NUMBER:	DR0061		
DEPARTMENT:	Public Works	ACCOUNT NUMBER:	050-9968-431		
MANAGER:	Carrie Evenson	BEGIN & END DATES:	7/1/14	to	Annual
WARD(s):	All	LIFE EXPECTANCY:			

DETAILED PROJECT DESCRIPTION:

On November 5, 2015, the City submitted Compliance and Monitoring Plans (Plans) to the Oklahoma Department of Environmental Quality (ODEQ) for their review. ODEQ approved the City's Plans on September 21, 2016, and the Council adopted the approved Plans on October 25, 2016, through Council Resolution R-1617-41. This was the culmination of a contract entered into by the City with Olsson Associates to develop a plan to bring the City's stormwater discharges into compliance with the Waste Load Allocations developed from the Lake Thunderbird TMDL. The City will begin the first 5 year cycle by implementing a Monitoring Plan to establish a baseline for flow and pollutant loading of streams flowing from or through the City to Lake Thunderbird. Pollutants to be monitored are nitrogen, phosphorus, and total suspended solids. BMPs will also be implemented as part of the City's Compliance Plan beginning with education campaigns and enhancing programs already in place, progressing to increasing cleaning efforts. These efforts during the first 5 years are aimed at reducing pollutants in stormwater runoff at the source. The Plans and the results of the monitoring will be reviewed at the end of this initial 5 year cycle to determine where best to establish structural BMPs during the next 5 year cycle. The budgets developed for FYE 2016 and onward are for implementation of the Monitoring Plan.

EXPENDITURE SCHEDULE through CITY Accounts by FY

Account Number	Cost Element	TOTAL ALL FISCAL YRS	Actual Prior Years	Budget FYE 2019	FYE 2020	FYE 2021	FYE 2022	FYE 2023	FYE 2024	Beyond 5 Years
050-9968-431.62-01	Design	2,691,418	706,662	784,756	0	300,000	300,000	300,000	300,000	Ongoing
6001	ROW	0								
6701	Utilities	0								
6101	Const	0								
6301	Mats	0								
		0								
	Total	2,691,418	706,662	784,756	0	300,000	300,000	300,000	300,000	300,000

OPERATING IMPACT:

positive	Genl Fnd	This project should have a positive impact on operations. As water quality entering Lake Thunderbird improves, drinking water quality will improve.
----------	----------	---

STATUS & COMMENTS:

Contract No. K-1516-79 was established between the City and the Oklahoma Water Resources Board on January 26, 2016. Monitoring began in March 2016 and is ongoing.

TOTAL PROJECT BUDGET BY FUND SOURCE AND PURPOSE:

THIS PROJECT NEEDS ASSISTANCE FROM:

Purpose	Fnd 50		Total
Design	2,691,418		2,691,418
ROW			0
Utilities			0
Const.			0
Materials			0
Total	2,691,418	0	2,691,418

Bldg Maint	
IT	
Pub Wks	
Utilities	
Parks	
Other	

Reimbursable Account? no

Last Update 6/13/19

ANNUAL BUDGET

CITY OF NORMAN

PROJECT TITLE: 36th NW Tecumseh to Indian Hills PROJ. CATEGORY: Roadway Widening DEPARTMENT: Public Works MANAGER: Paul D'Andrea WARD(s): 8	PROJECT TYPE: <table border="1" style="display: inline-table; border-collapse: collapse;"> <tr> <td style="width: 50%;">Transp. w/ Fedl Fndg</td> <td style="width: 50%;">Improv.</td> </tr> </table> PROJECT NUMBER: BP0197 ACCOUNT NUMBER: 050-9552-431 BEGIN & END DATES: 8/1/12 to 1/1/20 LIFE EXPECTANCY: 20 Years	Transp. w/ Fedl Fndg	Improv.
Transp. w/ Fedl Fndg	Improv.		

DETAILED PROJECT DESCRIPTION:

Roadway widening and reconstruction (from 2 to 4 lanes) and intersection widening and new traffic signal at the 36th Avenue NW intersections and Frankin Road intersection

EXPENDITURE SCHEDULE through CITY Accounts by FY

Account Number	Cost Element	TOTAL ALL FISCAL YRS	Actual Prior Years	Budget FYE 2019	FYE 2020	FYE 2021	FYE 2022	FYE 2023	FYE 2024	Beyond 5 Years
050-9552-431.62-01	Design	755,177	703,877	51,300						
050-9552-431.60-01	ROW	1,079,690	1,079,690							
050-9552-431.67-01	Utilities	427,800		427,800						
050-9552-431.61-01	Const	3,157,840		246,438		2,000,000	911,402			
		0								
		0								
	Total	5,420,507	1,783,567	725,538	0	2,000,000	911,402	0	0	0

OPERATING IMPACT:

negligible	Genl Fnd	Maintenance of roadway, signals and lighting
------------	----------	--

STATUS & COMMENTS:

This project is one of the eight 2012 bond project and is eligible for federal funding through ACOG which will pay for 80% of the construction cost. Project is under design and survey is complete.

THIS PROJECT NEEDS ASSISTANCE FROM:

Purpose	2012 GOB	Fed. Aid	Total
Design	755,177		755,177
ROW	1,079,690		1,079,690
Utilities	427,800		427,800
Const.	3,157,840	11,500,000	14,657,840
Materials			0
Total	5,420,507	11,500,000	0

Bldg Maint	no
IT	no
Pub Wks	yes
Utilities	yes
Parks	no
Other	no

Reimbursable Account? no no

Last Update 6/13/19

ANNUAL BUDGET

CITY OF NORMAN

PROJECT TITLE:	Alameda Street Safety Project	PROJECT TYPE:	Transp. w/ Fedl Fndg	Improv.
PROJ. CATEGORY:	Roadway Widening	PROJECT NUMBER:	BP0190	
DEPARTMENT:	Public Works	ACCOUNT NUMBER:	050-9552-431	
MANAGER:	Paul D'Andrea	BEGIN & END DATES:	6/1/12	to 12/1/20
WARD(s):	2	LIFE EXPECTANCY:	20 Years	

DETAILED PROJECT DESCRIPTION:

This project will widen Alameda from 2 lanes to 5 lanes from 1/2 a mile east of 24th Avenue E to 36th Avenue E and add shoulders to Alameda Street from 36th Avenue E to 48th Avenue E

EXPENDITURE SCHEDULE through CITY Accounts by FY

Account Number	Cost Element	TOTAL ALL FISCAL YRS	Actual Prior Years	Budget FYE 2019	FYE 2020	FYE 2021	FYE 2022	FYE 2023	FYE 2024	Beyond 5 Years
050-9552-431.62-01	Design	196,974	196,974							
050-9552-431.60-01	ROW	6,625	6,625							
050-9552-431.67-01	Utilities	352,300	352,300							
050-9552-431.61-01	Const	745,608					745,608			
		0								
		0								
	Total	1,301,507	555,899	0	0	0	0	745,608	0	0

OPERATING IMPACT:

negligible Genl Fnd Maintenance of roadway, signals and lighting

STATUS & COMMENTS:

This project is one of the eight 2012 bond projects and is eligible for federal funds to pay for 80% of the construction cost.

TOTAL PROJECT BUDGET BY FUND SOURCE AND PURPOSE:

THIS PROJECT NEEDS ASSISTANCE FROM:

Purpose	2012 GOB	Fed. Aid	Private	Total
Design	196,974			196,974
ROW	6,625			6,625
Utilities	352,300			352,300
Const.	745,608	3,641,000		4,386,608
Materials				0
Total	1,301,507	3,641,000	0	4,942,507

Bldg Maint	no
IT	no
Pub Wks	yes
Utilities	yes
Parks	no
Other	no

Reimbursable Account? no no

Last Update 6/13/19

ANNUAL BUDGET

CITY OF NORMAN

PROJECT TITLE:	Urban Asphalt	PROJECT TYPE:	Transp Cty Fnd Only	Improv.
PROJ. CATEGORY:	Bond Projects	PROJECT NUMBER:	See attached listing	
DEPARTMENT:	Public Works	ACCOUNT NUMBER:	See attached (BP)	
MANAGER:	Tony Mensah	BEGIN & END DATES:	7/1/2019	to 6/30/2020
WARD(s):	All	LIFE EXPECTANCY:	20 Years	

DETAILED PROJECT DESCRIPTION:

These projects are designed to improve urban asphalt streets. These projects will include deep patch repairs, micro-surfacing, mill and pave, and overlay methods of asphalt pavement preservation. Locations are identified on a separate page.

EXPENDITURE SCHEDULE through CITY Accounts by FY

Account Number	Cost Element	TOTAL ALL FISCAL YRS	Actual Prior Years	Budget FYE 2019	FYE 2020	FYE 2021	FYE 2022	FYE 2023	FYE 2024	Beyond 5 Years
		0	0	0	0					
	GOB Issue Costs	120,000	120,000	0	0					
		0	0	0	0					
BP 50-9401-431.61-01	Const	7,939,226	1,795,097	3,075,218	1,610,523	1,458,388	0	0	0	
		0								
		0								
	Total GOB	8,059,226	1,915,097	3,075,218	1,610,523	1,458,388	0	0	0	0

OPERATING IMPACT:

Negligible	Genl Fnd	\$0
------------	----------	-----

STATUS & COMMENTS:

TOTAL PROJECT BUDGET BY FUND SOURCE AND PURPOSE:

THIS PROJECT NEEDS ASSISTANCE FROM:

Purpose	2016 GOB		Total
Design			0
GOB Issue Costs	120,000		120,000
Utilities			0
Const.	7,939,226		7,939,226
Materials			0
Total	8,059,226	0	8,059,226

Bldg Maint	
IT	
Pub Wks	
Utilities	
Parks	
Other	

Reimbursable Account? No

Last Update 1/2/2019

ANNUAL BUDGET

URBAN ASPHALT

PROJ#	YEAR	STREET NAME	LIMITS OR SUBDIVISION	COST	PRIORITY	ADJUSTED
BP0435	2020	Oakhurst Addition				
		White Oak Circle	Oakhurst Ave. /E.2200 Block	\$ 56,569		
BP0436	2020	Norman, Old Town	(two locations)	\$ 455,196		
		Eufaula Street	Chautauqua Ave./BNSF Grade Crossing	\$ 269,326		
		Tonhawa St.	Jones Ave./Ponca Ave.	\$ 185,870		
BP0437	2020	Eastridge Addition				
		Clearwater Dr.	Lindsey St./Wheatland Dr.	\$ 324,554		
BP0438	2020	Hall Park Addition	(four locations)	\$ 49,530		
		Hallbrooke Ct.	Hallbrooke Dr. E. 2200 Blk (end)	\$ 11,882		
		Bates Way	Reagan Cir./Bates Ct.	\$ 7,469		
		Ithaca Dr.	Marymount Rd./Bates Way	\$ 17,440		
		Reagan Cir.	Hallbrooke Dr./Bates Ct.	\$ 12,740		
BP0439	2020	Hawthorne Place				
		Halifax Way	Porter Ave./Ridgefield Dr.	\$ 15,435		
BP0440	2020	Highland Village Addition	(two locations)	\$ 291,501		
		Highland Village Dr.	Porter Ave./Timbershadow Dr.	\$ 111,530		
		Pecan Valley	Marbel Dr./Marbel Dr.	\$ 179,972		
BP0441	2020	Crystal Springs Addition				
		Crystal Springs Dr.	36th Ave. NW/W. 3200 Blk (end)	\$ 187,210		
BP0442	2020	Berkley Addition				
		Astor Dr.	36th Ave. NW/Bishops Dr.	\$ 230,528		
YEAR 2020				\$ 1,610,523		
BP	2021	Parkridge Rd.	Concord Dr/ S. 1700 Block			
BP	2021	Willowisp Dr.	Willoway Dr./Willowpoint Dr.			
BP	2021	Symmes St.	Chautauqua Ave/Lahoma Ave			
BP	2021	Santa Fe Ave	Main St/Eufaula St			
BP	2021	Comanche St	Santa Fe Ave/Lahoma Ave			
BP	2021	Pickard Ave	Acres St/Dakota St			
BP	2021	Daws St	Jones Ave/Acres St			
BP	2021	Elm Ave	Symmes St/Boyd St			
BP	2021	Park Dr	Symmes St/Toberman Dr			
BP	2021	Stubbeman Ave	North End/Himes St			
BP	2021	Elm Ave	Boyd St/Symmes St			
BP	2021	College Ave	Boyd St/Eufaula St			
BP	2021	Crawford Ave	Haddock St/Dale St			
YEAR 2021				\$ 1,458,388		

CITY OF NORMAN

PROJECT TITLE:	Urban Concrete	PROJECT TYPE:	Transp Cty Fnd Only	Improv.
PROJ. CATEGORY:	Bond Projects	PROJECT NUMBER:	See attached listing	
DEPARTMENT:	Public Works	ACCOUNT NUMBER:	See attached (BP)	
MANAGER:	Tony Mensah	BEGIN & END DATES:	7/1/2019	to 6/30/2020
WARD(s):	All	LIFE EXPECTANCY:	20 Years	

DETAILED PROJECT DESCRIPTION:

These projects are designed to improve urban concrete streets. These projects will include removal and replacement of broken, damaged and compromised panels, as well as, joint crack sealing of streets in the urban concrete street system. Locations are identified on a separate page.

EXPENDITURE SCHEDULE through CITY Accounts by FY

Account Number	Cost Element	TOTAL ALL	Actual	Budget						
		FISCAL YRS	Prior Years	FYE 2019	FYE 2020	FYE 2021	FYE 2022	FYE 2023	FYE 2024	Beyond 5 Years
GOB Issue Costs		135,000	135,000							
		0								
		0								
BP 50-9393-431.61-01	Const	8,952,380	1,710,037	3,736,143	1,733,706	1,772,494	0	0	0	0
		0								
		0								
	Total	9,087,380	1,845,037	3,736,143	1,733,706	1,772,494	0	0	0	0

OPERATING IMPACT:

Negligible	Genl Fnd
------------	----------

STATUS & COMMENTS:

TOTAL PROJECT BUDGET BY FUND SOURCE AND PURPOSE:

Purpose	2016 GOB		Total
GOB Issue Costs	135,000		135,000
ROW			0
Utilities			0
Const.	8,952,380		8,952,380
Materials			0
Total	9,087,380	0	9,087,380
Reimbursable Account?	No		

THIS PROJECT NEEDS ASSISTANCE FROM:

Bldg Maint	
IT	
Pub Wks	
Utilities	
Parks	
Other	

Last Update 1/2/2019

ANNUAL BUDGET

URBAN CONCRETE

PROJ #	YEAR	STREET NAME	LIMITS OR SUBDIVISION	COST	PRIORITY	ADJUSTED
BP0443	2020	Colonial Estates	(two locations)	\$ 575,484		
		Vicksburg Ave.	Alameda St./Beaumont Dr.	\$ 285,324		
		Biloxi Dr.	Beaumont Dr. - Lindsey St.	\$ 290,160		
BP0444	2020	Westfield Manor				
		Glenwood St.	N. Berry Rd./Barbour Ave.	\$ 101,556		
BP0445	2020	Brookhaven Addition				
		Brentbrook Pl.	Parkside Rd./Hearthstone	\$ 25,839		
BP0446	2020	Lakecrest Addition				
		Lakecrest Dr.	12th Ave. NE/Erie Ave.	\$ 127,704		
BP0447	2020	Highland Meadows Addition	(two locations)	\$ 158,379		
		Wind Hill Rd.	Fairlawn Dr./N. 1500 Blk (end)	\$ 88,257		
		Abe Martin Dr.	Northcliff Ave./Northcrest Dr.	\$ 70,122		
BP0448	2020	Woodcrest Estate	(three locations)	\$ 207,948		
		Leaning Elm Dr.	Woodcrest Creek Dr./Redwood Dr.	\$ 66,495		
		Winding Creek Cir.	Sequoyah Trail/N. 2700 Blk (end)	\$ 27,807		
		Woodcrest Creek Dr.	Yarmouth Rd./Cripple Creek Dr.	\$ 113,646		
BP0449	2020	Queenston Heights	(two locations)	\$ 30,225		
		Hempstead Ct.	Queenston Ave./E. 1500 Blk (end)	\$ 20,553		
		Rockridge Ct.	Queenston Ave./E. 1500 Blk (end)	\$ 9,672		
BP0450	2020	Hardie Rucker Addition	(two locations)	\$ 209,157		
		McKinley Ave.	Lindsey St./Stinson St.	\$ 107,601		
		George Ave.	Lindsey St./Stinson St.	\$ 101,556		
BP0451	2020	Woodslawn Addition				
		Charles St.	N. Sherry Ave/Woods Ave.	\$ 90,675		
BP0452	2020	Norman Industrial Tract				
		Industrial Blvd.	Lexington St./Rock Creek Rd.	\$ 206,739		
YEAR 2020				\$ 1,733,706		

URBAN CONCRETE

PROJ #	YEAR	STREET NAME	LIMITS OR SUBDIVISION	COST	PRIORITY	ADJUSTED
URBAN CONCRETE						
PROJ #	YEAR	STREET NAME	LIMITS OR SUBDIVISION	COST	PRIORITY	ADJUSTED
BP	2021	Shiloh Dr	Boyd St/Alameda St			
BP	2021	Briar Medaow Rd	High Trail Rd/Fairlawn Dr			
BP	2021	High Meadows Dr	12th Ave NE/Sandlewood Dr			
BP	2021	Northcrest Dr	Northcliff Ave Abe Martin Dr			
BP	2021	Fairlawn Dr	High Trail Rd/Wind Hill Rd			
BP	2021	Cripple Creek Dr	Woodcrest Creek/Woodbriar Dr			
BP	2021	Tenkiller Ln	Lakecrest Dr/N 1300 blk			
BP	2021	Huron St	Erie Ave/Superior Ave			
BP	2021	Cheyenne Way	Sequoyah Trail/N 2700 Blk			
BP	2021	Osage Way	Sequoyah Trail/End			
BP	2021	Westfield Cir	High Meadows Dr/N 1500 Blk			
BP	2021	Chisholm Trail	Sequoyah Trail/Woodside Dr			
BP	2021	Woodcrest Dr	Sequoyah Trail/Weatherford Dr			
BP	2021	Kingston Rd	12th Ave NE/Queenston Ave			
BP	2021	Parkview Terrace	Clearview Dr/Fleetwood Dr			
BP	2021	Nicole Cir	Castlerock Rd/End			
BP	2021	Nicole Pl	Castlerock Rd/End			
BP	2021	Dorchester Dr	Highland Parkway/Highland Parkway			
YEAR 2021				\$	1,772,494	
						1/2/2019

CITY OF NORMAN

PROJECT TITLE:	Rural Asphalt	PROJECT TYPE:	Transp Cty Fnd Only	Improv.
PROJ. CATEGORY:	Bond Projects	PROJECT NUMBER:	See attached listing	
DEPARTMENT:	Public Works	ACCOUNT NUMBER:	See attached (BP)	
MANAGER:	Tony Mensah	BEGIN & END DATES:	7/1/2019	to 6/30/2020
WARD(s):	All	LIFE EXPECTANCY:	20 Years	

DETAILED PROJECT DESCRIPTION:

This project is designed to improve the condition of rural roads. This project includes roadside drainage improvements, subgrade stabilization, deep patch repairs and asphalt pavement applications to the rural street network. Locations are identified on a separate page.

EXPENDITURE SCHEDULE through CITY Accounts by FY

Account Number	Cost Element	TOTAL ALL FISCAL YRS	Actual	Budget	FYE 2020	FYE 2021	FYE 2022	FYE 2023	FYE 2024	Beyond 5 Years
			Prior Years	FYE 2019						
GOB Issue Costs		45,000	45,000							
		0								
		0								
BP 50-9371-431.61-01	Const	2,908,751	309,333	1,399,418	500,000	700,000	0	0	0	
		0								
	Total	2,953,751	354,333	1,399,418	500,000	700,000	0	0	0	0

OPERATING IMPACT:

Negligible	Genl Fnd	\$0
------------	----------	-----

STATUS & COMMENTS:

TOTAL PROJECT BUDGET BY FUND SOURCE AND PURPOSE:

Purpose	2016 GOB		Total
GOB Issue Costs	45,000		45,000
ROW			0
Utilities			0
Const.	2,908,751		2,908,751
Materials			0
Total	2,953,751	0	2,953,751

Reimbursable Account? No

THIS PROJECT NEEDS ASSISTANCE FROM:

Bldg Maint	
IT	
Pub Wks	
Utilities	
Parks	
Other	

Last Update 1/2/2019

ANNUAL BUDGET

CITY OF NORMAN

PROJECT TITLE:	Urban Reconstruction	PROJECT TYPE:	Transp Cty Fnd Only	Improv.
PROJ. CATEGORY:	Bond Projects	PROJECT NUMBER:	See attached listing	
DEPARTMENT:	Public Works	ACCOUNT NUMBER:	See attached (BP)	
MANAGER:	Tony Mensah	BEGIN & END DATES:	7/1/2019	to 6/30/2020
WARD(s):	All	LIFE EXPECTANCY:	20 Years	

DETAILED PROJECT DESCRIPTION:

This project is designed to completely reconstruct an urban street. This project will include removal of existing pavement curb and/or gutter, stabilization of subgrade, construction of new curb and/or gutter and driveway approaches, full depth paving, and drainage improvements if required. The location is identified on a separate page.

EXPENDITURE SCHEDULE through CITY Accounts by FY

Account Number	Cost Element	TOTAL ALL FISCAL YRS	Actual Prior Years	Budget FYE 2019	FYE 2020	FYE 2021	FYE 2022	FYE 2023	FYE 2024	Beyond 5 Years
Bond Issue Costs		75,000	0	75,000						
		0								
BP 50-9385-431.61-01	Const	7,254,362	2,717,498	2,474,739	959,073	1,103,052	0	0	0	
		0								
		0								
	Total	7,329,362	2,717,498	2,549,739	959,073	1,103,052	0	0	0	0

OPERATING IMPACT:

Negligible	Genl Fnd	\$0
------------	----------	-----

STATUS & COMMENTS:

TOTAL PROJECT BUDGET BY FUND SOURCE AND PURPOSE:

Purpose	2016 GOB			Total
Bond Issue Costs	75,000			75,000
ROW				0
Utilities				0
Const.	7,254,362			7,254,362
Materials				0
Total	7,329,362	0	0	7,329,362
Reimbursable Account?	No			

THIS PROJECT NEEDS ASSISTANCE FROM:

Bldg Maint	
IT	
Pub Wks	
Utilities	
Parks	
Other	

Last Update 1/2/2019

ANNUAL BUDGET

CITY OF NORMAN

PROJECT TITLE:	36th SE - Cedar Lane to State Hwy. 9	PROJECT TYPE:	Transp. w/ Fedl Fndg	Improv.
PROJ. CATEGORY:	Widening and Reconstruction	PROJECT NUMBER:	BP0423	
DEPARTMENT:	Public Works	ACCOUNT NUMBER:	050-9419-431	
MANAGER:	Tim Miles	BEGIN & END DATES:	4/3/19	to 12/30/27
WARD(s):	5	LIFE EXPECTANCY:	20 Years	

DETAILED PROJECT DESCRIPTION:

The project widens and reconstructs 36th Avenue SE, between Cedar Lane Road and State Highway 9.

EXPENDITURE SCHEDULE through CITY Accounts by FY

Account Number	Cost Element	TOTAL ALL FISCAL YRS	Actual Prior Years	Budget FYE 2019	FYE 2020	FYE 2021	FYE 2022	FYE 2023	FYE 2024	Beyond 5 Years
6201	Design	875,516			772,512	25,751	25,751	25,751	25,751	
6001	ROW	575,000						575,000		
6701	Utilities	300,000							300,000	
6101	Const	1,268,980	0							1,268,980
6301	Mats	0								
	Total	3,019,496	0	0	772,512	25,751	25,751	600,751	325,751	1,268,980

OPERATING IMPACT:

Negligible	Genl Fnd	\$5,000 per year for electricity and preventive maintenance
------------	----------	---

STATUS & COMMENTS:

City Council approved a programming resolution requesting federal funds for the project during the November 10, 2015 Council meeting. Federal funds through ACOG to pay for 80% of the construction cost will be requested in the coming years.

The proposed improvements are eligible for recoupment.

TOTAL PROJECT BUDGET BY FUND SOURCE AND PURPOSE:

Purpose	2019 GOB	Fed. Aid		Total
Design	875,516			875,516
ROW	575,000			575,000
Utilities	300,000			300,000
Const.	1,268,980	5,075,919		6,344,899
Materials	0			0
Total	3,019,496	5,075,919	0	8,095,415

THIS PROJECT NEEDS ASSISTANCE FROM:

Bldg Maint	no
IT	yes
Pub Wks	yes
Utilities	yes
Parks	no
Other	yes

Reimbursable Account? no no

Last Update 6/14/19

ANNUAL BUDGET

CITY OF NORMAN

PROJECT TITLE:	Cedar Lane - E. of 24th SE to 36th SE	PROJECT TYPE:	Transp. w/ Fedl Fndg	Improv.
PROJ. CATEGORY:	Widening and Reconstruction	PROJECT NUMBER:	TR0106/BP0420	
DEPARTMENT:	Public Works	ACCOUNT NUMBER:	050-9552-431/050-9419-431	
MANAGER:	Tim Miles	BEGIN & END DATES:	12/1/15	to 5/1/23
WARD(s):	5	LIFE EXPECTANCY:	20 Years	

DETAILED PROJECT DESCRIPTION:

The project extends the improvements recently completed along Cedar Lane Road east to the intersection of 36th Avenue SE, including a traffic signal and other safety improvement at the intersection of 36th Avenue SE.

EXPENDITURE SCHEDULE through CITY Accounts by FY

Account Number	Cost Element	TOTAL ALL FISCAL YRS	Actual Prior Years	Budget FYE 2019	FYE 2020	FYE 2021	FYE 2022	FYE 2023	FYE 2024	Beyond 5 Years
050-9552-431.62-01 TR	Design	400,000	122,500	277,500						
050-9552-431.62-01 GOB	Design	176,984			44,246	44,246	44,246	44,246		
050-9552-431.60-01 GOB	ROW	720,000				720,000				
050-9552-431.67-01 GOB	Utilities	350,000					350,000			
050-9552-431.61-01 GOB	Const	3,005,652						3,005,652		
	Total	4,652,636	122,500	277,500	44,246	764,246	394,246	3,049,898	0	0

OPERATING IMPACT:	Negligible	Genl Fnd	\$5,000 per year for electricity and preventive maintenance
-------------------	------------	----------	---

STATUS & COMMENTS:

City Council approved a programming resolution requesting federal funds for the project during the November 10, 2015 Council meeting. Federal funds through ACOG to pay for 80% of the construction cost will be requested in the coming years.

The proposed improvements are eligible for recoupment.

TOTAL PROJECT BUDGET BY FUND SOURCE AND PURPOSE:

THIS PROJECT NEEDS ASSISTANCE FROM:

Purpose	2019 GOB	Fed. Aid	Fnd 50	Total
Design	176,984		400,000	576,984
ROW	720,000			720,000
Utilities	350,000			350,000
Const.	3,005,652	7,500,000		10,505,652
Materials				0
Total	4,252,636	7,500,000	400,000	12,152,636

Bldg Maint	no
IT	no
Pub Wks	yes
Utilities	yes
Parks	no
Other	no

Reimbursable Account? no no Last Update 6/19/19

ANNUAL BUDGET

CITY OF NORMAN

PROJECT TITLE:	Porter Avenue and Acres Street	PROJECT TYPE:	Transp Cty Fnd Only	Improv.
PROJ. CATEGORY:	Intersection Widening with new traffic signal	PROJECT NUMBER:	TR0097/BP0416	
DEPARTMENT:	Public Works	ACCOUNT NUMBER:	050-9079-431/050-9419-431	
MANAGER:	Paul D'Andrea	BEGIN & END DATES:	4/3/19	to 12/30/23
WARD(s):	4	LIFE EXPECTANCY:	20 Years	

DETAILED PROJECT DESCRIPTION:

Cabbiness Engineering was hired to evaluate this intersection and to recommend improvements that address vehicular and pedestrian safety. The study recommended the widening of Porter Avenue to provide dedicated left turn lanes and a new traffic signal.

EXPENDITURE SCHEDULE through CITY Accounts by FY

Account Number	Cost Element	TOTAL ALL FISCAL YRS	Actual Prior Years	Budget FYE 2019	FYE 2020	FYE 2021	FYE 2022	FYE 2023	FYE 2024	Beyond 5 Years
050-9079-431.62-01 TR	Design	213,482	57,475	102,525	53,482					
050-9419-431.60-01 BP	ROW	230,200			230,200					
050-9419-431.67-01 BP	Utilities	300,000			300,000					
050-9419-431.61-01 BP	Const	2,674,100	0		2,674,100					
	Total	3,417,782	57,475	102,525	3,257,782	0	0	0	0	0

OPERATING IMPACT:

Negligible	Genl Fnd	\$5,000 per year for electricity and preventive maintenance
------------	----------	---

STATUS & COMMENTS:

City Council approved a programming resolution requesting federal funds for the project during the November 10, 2015 Council meeting. The proposed improvements are eligible for recoupment.

TOTAL PROJECT BUDGET BY FUND SOURCE AND PURPOSE:

THIS PROJECT NEEDS ASSISTANCE FROM:

Purpose	2019 GOB	Fnd 50	Total
Design		213,482	213,482
ROW	230,200		230,200
Utilities	300,000		300,000
Const.	2,674,100		2,674,100
Materials			0
Total	3,204,300	213,482	3,417,782

Bldg Maint	no
IT	no
Pub Wks	yes
Utilities	yes
Parks	no
Other	no

Reimbursable Account? no no yes

Last Update 6/19/19

ANNUAL BUDGET

CITY OF NORMAN

PROJECT TITLE:	Tecumseh - 12th NE to 24th Avenue NE	PROJECT TYPE:	Transp. w/ Fedl Fndg	Improv.
PROJ. CATEGORY:	Widening and Reconstruction	PROJECT NUMBER:	BP0433	
DEPARTMENT:	Public Works	ACCOUNT NUMBER:	050-9419-431	
MANAGER:	Tim miles	BEGIN & END DATES:	12/1/23	to 5/1/25
WARD(s):	6	LIFE EXPECTANCY:	20 Years	

DETAILED PROJECT DESCRIPTION:

The project widens and improves safety on Tecumseh Road just east of 12th Avenue SE to 24th Avenue NE.

EXPENDITURE SCHEDULE through CITY Accounts by FY

Account Number	Cost Element	TOTAL ALL FISCAL YRS	Actual Prior Years	Budget FYE 2019	FYE 2020	FYE 2021	FYE 2022	FYE 2023	FYE 2024	Beyond 5 Years
6201	Design	1,091,144							962,774	128,370
6001	ROW	637,500								637,500
6701	Utilities	500,000								500,000
6101	Const	1,725,290	0							1,725,290
6301	Matls	0								
		0								
	Total	3,953,934	0	0	0	0	0	0	962,774	2,991,160

OPERATING IMPACT:

Negligible	Genl Fnd	\$5,000 per year for electricity and preventive maintenance
------------	----------	---

STATUS & COMMENTS:

City Council approved a programming resolution requesting federal funds for the project during the November 10, 2015 Council meeting. Federal funds through ACOG to pay for 80% of the construction cost will be requested in the coming years.

Private funds from area developers will be used to fund the engineering design and utility relocation costs associated with the project. City and private funds will be used to fund the local share of the construction cost.

TOTAL PROJECT BUDGET BY FUND SOURCE AND PURPOSE:

THIS PROJECT NEEDS ASSISTANCE FROM:

Purpose	2019 GOB	Fed. Aid	Private	Total
Design	1,091,144		0	1,091,144
ROW	637,500			637,500
Utilities	500,000			500,000
Const.	1,725,290	6,901,160		8,626,450
Materials	0			0
Total	3,953,934	6,901,160	0	10,855,094

Bldg Maint	no
IT	no
Pub Wks	yes
Utilities	yes
Parks	no
Other	yes

Reimbursable Account? no

no

no

yes

Last Update

6/14/19

ANNUAL BUDGET

CITY OF NORMAN

PROJECT TITLE:	Jenkins Ave - Imhoff Road to Lindsey Street	PROJECT TYPE:	Transp Cty Fnd Only	Improv.
PROJ. CATEGORY:	Widening and Reconstruction	PROJECT NUMBER:	BPO417	
DEPARTMENT:	Public Works	ACCOUNT NUMBER:	05-9419-431	
MANAGER:	Tim Miles	BEGIN & END DATES:	12/1/19	to 12/30/23
WARD(s):	7	LIFE EXPECTANCY:	20 Years	

DETAILED PROJECT DESCRIPTION:

The project to improve Jenkins Avenue from Imhoff Road to Lindsey Street, including the potential to create one intersection at Imhoff and Constitution.

EXPENDITURE SCHEDULE through CITY Accounts by FY

Account Number	Cost Element	TOTAL ALL FISCAL YRS	Actual Prior Years	Budget FYE 2019	FYE 2020	FYE 2021	FYE 2022	FYE 2023	FYE 2024	Beyond 5 Years
6201	Design	1,216,583			1,145,020	71,563				
6001	ROW	643,600			643,600					
6701	Utilities	400,000			400,000					
6101	Const	7,299,497				7,299,497				
	Total	9,559,680	0	0	2,188,620	7,371,060	0	0	0	0

OPERATING IMPACT: Negligible Genl Fnd \$5,000 per year for electricity and preventive maintenance

STATUS & COMMENTS:

City Council approved a programming resolution requesting federal funds for the project during the November 10, 2015 Council meeting. Federal funds through ACOG to pay for 80% of the construction cost will be requested in the coming years.

The proposed improvements are eligible for recoupment.

TOTAL PROJECT BUDGET BY FUND SOURCE AND PURPOSE:

THIS PROJECT NEEDS ASSISTANCE FROM:

Purpose	2019 GOB			Total
Design	1,216,583			1,216,583
ROW	643,600			643,600
Utilities	400,000			400,000
Const.	7,299,497			7,299,497
Materials				0
Total	9,559,680	0	0	9,559,680

Bldg Maint	no
IT	no
Pub Wks	yes
Utilities	yes
Parks	no
Other	no

Reimbursable Account? no no

Last Update 6/14/19

ANNUAL BUDGET

CITY OF NORMAN

PROJECT TITLE:	Porter Ave. Streetscape	PROJECT TYPE:	Transp Cty Fnd Only	Improv.
PROJ. CATEGORY:	Widening and Reconstruction	PROJECT NUMBER:	BP0418	
DEPARTMENT:	Public Works	ACCOUNT NUMBER:	050-9419-431	
MANAGER:	Paul D'Adrea	BEGIN & END DATES:	4/3/19	to 12/30/23
WARD(s):	4	LIFE EXPECTANCY:	20 Years	

DETAILED PROJECT DESCRIPTION:

This project is to provide streetscape enhancements on Porter Avenue from Robinson Street to Alameda Street. This will include ADA sidewalks, street lights and other enhancements.

EXPENDITURE SCHEDULE through CITY Accounts by FY

Account Number	Cost Element	TOTAL ALL FISCAL YRS	Actual Prior Years	Budget FYE 2019	FYE 2020	FYE 2021	FYE 2022	FYE 2023	FYE 2024	Beyond 5 Years
6201	Design	318,527			318,527					
6001	ROW	230,200			230,200					
6701	Utilities	0			0					
6101	Const	1,911,164				1,911,164				
	Total	2,459,891	0	0	548,727	1,911,164	0	0	0	0

OPERATING IMPACT: Negligible Genl Fnd \$5,000 per year for electricity and preventive maintenance

STATUS & COMMENTS:

City Council approved a programming resolution requesting federal funds for the project during the November 10, 2015 Council meeting.

The proposed improvements are eligible for recoupment.

TOTAL PROJECT BUDGET BY FUND SOURCE AND PURPOSE:

Purpose	2019 GOB		Total
Design	318,527		318,527
ROW	230,200		230,200
Utilities	0		0
Const.	1,911,164		1,911,164
Materials			0
Total	2,459,891	0	2,459,891
Reimbursable Account?	no	no	

THIS PROJECT NEEDS ASSISTANCE FROM:

Bldg Maint	no
IT	no
Pub Wks	yes
Utilities	yes
Parks	no
Other	no

Last Update 6/14/19

ANNUAL BUDGET

CITY OF NORMAN

PROJECT TITLE:	James Garner Ave. Acres St. to Duffy St.	PROJECT TYPE:	Transp Cty Fnd Only	Improv.
PROJ. CATEGORY:	Roadway Improvement	PROJECT NUMBER:	BP0419	
DEPARTMENT:	Public Works	ACCOUNT NUMBER:	050-9419-431	
MANAGER:	Paul D'Adrea	BEGIN & END DATES:	4/3/19	to 12/30/24
WARD(s):	4	LIFE EXPECTANCY:	20 Years	

DETAILED PROJECT DESCRIPTION:

This project is to provide roadway improvements on James Garner Avenue from Acres Street to Duffy Street. This will include ADA compliant sidewalks, bike lanes and other enhancements.

EXPENDITURE SCHEDULE through CITY Accounts by FY

Account Number	Cost Element	TOTAL ALL FISCAL YRS	Actual Prior Years	Budget FYE 2019	FYE 2020	FYE 2021	FYE 2022	FYE 2023	FYE 2024	Beyond 5 Years
6201	Design	650,491			599,473	25,509	25,509			
6001	ROW	0								
6701	Utilities	300,000			0	300,000				
6101	Const	3,979,477					3,979,477			
	Total	4,929,968	0	0	599,473	325,509	4,004,986	0	0	0

OPERATING IMPACT:

Negligible	Genl Fnd	\$5,000 per year for electricity and preventive maintenance
------------	----------	---

STATUS & COMMENTS:

The proposed improvements are eligible for recoupment.

TOTAL PROJECT BUDGET BY FUND SOURCE AND PURPOSE:

THIS PROJECT NEEDS ASSISTANCE FROM:

Purpose	2019 GOB			Total
Design	650,491			650,491
ROW	0			0
Utilities	300,000			300,000
Const.	3,979,477			3,979,477
Materials				0
Total	4,929,968	0	0	4,929,968
Reimbursable Account?	no	no		

Bldg Maint	no
IT	no
Pub Wks	yes
Utilities	yes
Parks	no
Other	no

Last Update 6/14/19

ANNUAL BUDGET

CITY OF NORMAN

PROJECT TITLE:	Constitution St. - Jenkins Avene. To Classen Ave.	PROJECT TYPE:	Transp. w/ Fedl Fndg	Improv.
PROJ. CATEGORY:	Widening and Reconstruction	PROJECT NUMBER:	BP0421	
DEPARTMENT:	Public Works	ACCOUNT NUMBER:	050-9419-431	
MANAGER:	Tim miles	BEGIN & END DATES:	4/3/19	to 12/30/25
WARD(s):	7	LIFE EXPECTANCY:	20 Years	

DETAILED PROJECT DESCRIPTION:

The project widens and improves safety on Constitution from Jenkins Avenue to Classen Avenue and adds sidewalk on the north side of the roadway.

EXPENDITURE SCHEDULE through CITY Accounts by FY

Account Number	Cost Element	TOTAL ALL FISCAL YRS	Actual Prior Years	Budget FYE 2019	FYE 2020	FYE 2021	FYE 2022	FYE 2023	FYE 2024	Beyond 5 Years
6201	Design	695,841			634,443	20,466	20,466	20,466		
6001	ROW	996,000				996,000				
6701	Utilities	0								
6101	Const	971,885	0					971,885		
6301	Matls	0								
		0								
	Total	2,663,726	0	0	634,443	1,016,466	20,466	992,351	0	0

OPERATING IMPACT:

Negligible	Genl Fnd	\$5,000 per year for electricity and preventive maintenance
------------	----------	---

STATUS & COMMENTS:

City Council will be required to approve a programming resolution requesting federal funds for the project. Federal funds through ACOG to pay for 80% of the construction cost will be requested in the coming years.

TOTAL PROJECT BUDGET BY FUND SOURCE AND PURPOSE:

THIS PROJECT NEEDS ASSISTANCE FROM:

Purpose	2019 GOB	Fed. Aid	Private	Total
Design	695,841		0	695,841
ROW	996,000			996,000
Utilities	0			0
Const.	971,885	3,887,539		4,859,424
Materials	0			0
Total	2,663,726	3,887,539	0	6,551,265

Bldg Maint	no
IT	no
Pub Wks	yes
Utilities	yes
Parks	no
Other	yes

Reimbursable Account? no

no

yes

Last Update

6/14/19

ANNUAL BUDGET

CITY OF NORMAN

PROJECT TITLE:	36th NW Indian Hills to City Limits	PROJECT TYPE:	Transp. w/ Fedl Fndg	Improv.
PROJ. CATEGORY:	Widening and Reconstruction	PROJECT NUMBER:	BP0425	
DEPARTMENT:	Public Works	ACCOUNT NUMBER:	050-9419-431	
MANAGER:	Tim miles	BEGIN & END DATES:	12/1/20	to 5/1/24
WARD(s):	8	LIFE EXPECTANCY:	20 Years	

DETAILED PROJECT DESCRIPTION:

The project widens and improves safety on 36th Avenue NW from north of Indian Hills Road to the City Limits.

EXPENDITURE SCHEDULE through CITY Accounts by FY

Account Number	Cost Element	TOTAL ALL FISCAL YRS	Actual Prior Years	Budget FYE 2019	FYE 2020	FYE 2021	FYE 2022	FYE 2023	FYE 2024	Beyond 5 Years
6201	Design	520,012				474,130	15,294	15,294	15,294	
6001	ROW	979,700					979,700			
6701	Utilities	300,000						300,000		
6101	Const	740,009							740,009	
6301	Matls	0								
		0								
	Total	2,539,721	0	0	0	474,130	994,994	315,294	755,303	0

OPERATING IMPACT:

Negligible	Genl Fnd	\$5,000 per year for electricity and preventive maintenance
------------	----------	---

STATUS & COMMENTS:

City Council approved a programming resolution requesting federal funds for the project during the November 10, 2015 Council meeting. Federal funds through ACOG to pay for 80% of the construction cost will be requested in the coming years.

Private funds from area developers will be used to fund the engineering design and utility relocation costs associated with the project. City and private funds will be used to fund the local share of the construction cost.

TOTAL PROJECT BUDGET BY FUND SOURCE AND PURPOSE:

THIS PROJECT NEEDS ASSISTANCE FROM:

Purpose	2019 GOB	Fed. Aid	Private	Total
Design	520,012		0	520,012
ROW	979,700			979,700
Utilities	300,000			300,000
Const.	740,009	2,960,036		3,700,045
Materials	0			0
Total	2,539,721	2,960,036	0	5,499,757

Bldg Maint	no
IT	no
Pub Wks	yes
Utilities	yes
Parks	no
Other	yes

Reimbursable Account? no no yes

Last Update 6/14/19

ANNUAL BUDGET

CITY OF NORMAN

PROJECT TITLE:	24th Ave NE - Rock Creek to Tecumseh	PROJECT TYPE:	Transp. w/ Fedl Fndg	Improv.
PROJ. CATEGORY:	Widening and Reconstruction	PROJECT NUMBER:	BP0426	
DEPARTMENT:	Public Works	ACCOUNT NUMBER:	050-9419-431	
MANAGER:	Tim miles	BEGIN & END DATES:	4/3/21	to 12/30/27
WARD(s):	6	LIFE EXPECTANCY:	20 Years	

DETAILED PROJECT DESCRIPTION:

The project widens and improves safety on 24th Avenue NE from Rock Creek Road to Tecumseh Road.

EXPENDITURE SCHEDULE through CITY Accounts by FY

Account Number	Cost Element	TOTAL ALL FISCAL YRS	Actual Prior Years	Budget FYE 2019	FYE 2020	FYE 2021	FYE 2022	FYE 2023	FYE 2024	Beyond 5 Years
6201	Design	1,124,183					1,024,991	33,064	33,064	33,064
6001	ROW	420,000					420,000			
6701	Utilities	500,000							500,000	
6101	Const	1,629,404	0							1,629,404
6301	Mats	0								
		0								
	Total	3,673,587	0	0	0	0	1,024,991	453,064	533,064	1,662,468

OPERATING IMPACT:

Negligible	Genl Fnd	\$5,000 per year for electricity and preventive maintenance
------------	----------	---

STATUS & COMMENTS:

City Council will be required to approve a programming resolution requesting federal funds for the project. Federal funds through ACOG to pay for 80% of the construction cost will be requested in the coming years.

TOTAL PROJECT BUDGET BY FUND SOURCE AND PURPOSE:

THIS PROJECT NEEDS ASSISTANCE FROM:

Purpose	2019 GOB	Fed. Aid	Private	Total
Design	1,124,183		0	1,124,183
ROW	420,000			420,000
Utilities	500,000			500,000
Const.	1,629,404	6,517,615		8,147,019
Materials	0			0
Total	3,673,587	6,517,615	0	10,191,202

Bldg Maint	no
IT	no
Pub Wks	yes
Utilities	yes
Parks	no
Other	yes

Reimbursable Account? no

no yes

Last Update

6/14/19

ANNUAL BUDGET

CITY OF NORMAN

PROJECT TITLE:	48th NW Phase 1 - Robinson to Rock Creek	PROJECT TYPE:	Transp. w/ Fedl Fndg	Improv.
PROJ. CATEGORY:	Widening and Reconstruction	PROJECT NUMBER:	BP0427	
DEPARTMENT:	Public Works	ACCOUNT NUMBER:	050-9419-431	
MANAGER:	Tim miles	BEGIN & END DATES:	12/1/22	to 12/30/28
WARD(s):	3	LIFE EXPECTANCY:	20 Years	

DETAILED PROJECT DESCRIPTION:

The project widens and improves safety on 48th Avenue NW from Robinson Street to Rock Creek Road.

EXPENDITURE SCHEDULE through CITY Accounts by FY

Account Number	Cost Element	TOTAL ALL FISCAL YRS	Actual Prior Years	Budget FYE 2019	FYE 2020	FYE 2021	FYE 2022	FYE 2023	FYE 2024	Beyond 5 Years
6201	Design	833,037						759,534	24,501	49,002
6001	ROW	1,729,400							1,729,400	
6701	Utilities	400,000								400,000
6101	Const	1,229,367	0							1,229,367
6301	Mats	0								
		0								
	Total	4,191,804	0	0	0	0	0	759,534	1,753,901	1,678,369

OPERATING IMPACT:

Negligible	Genl Fnd	\$5,000 per year for electricity and preventive maintenance
------------	----------	---

STATUS & COMMENTS:

City Council approved a programming resolution requesting federal funds for the project during the November 10, 2015 Council meeting. Federal funds through ACOG to pay for 80% of the construction cost will be requested in the coming years.

Private funds from area developers will be used to fund the engineering design and utility relocation costs associated with the project. City and private funds will be used to fund the local share of the construction cost.

TOTAL PROJECT BUDGET BY FUND SOURCE AND PURPOSE:

THIS PROJECT NEEDS ASSISTANCE FROM:

Purpose	2019 GOB	Fed. Aid	Private	Total
Design	833,037		0	833,037
ROW	1,729,400			1,729,400
Utilities	400,000			400,000
Const.	1,229,367	4,917,469		6,146,836
Materials	0			0
Total	4,191,804	4,917,469	0	9,109,273
Reimbursable Account?	no	no	yes	

Bldg Maint	no
IT	no
Pub Wks	yes
Utilities	yes
Parks	no
Other	yes

Last Update 6/14/19

ANNUAL BUDGET

CITY OF NORMAN

PROJECT TITLE:	48th NW Phase 2 - Rock Creek to Tecumseh	PROJECT TYPE:	Transp. w/ Fedl Fndg	Improv.
PROJ. CATEGORY:	Widening and Reconstruction	PROJECT NUMBER:	BPO431	
DEPARTMENT:	Public Works	ACCOUNT NUMBER:	050-9419-431	
MANAGER:	Tim miles	BEGIN & END DATES:	12/1/24	to 12/30/31
WARD(s):	3 8	LIFE EXPECTANCY:	20 Years	

DETAILED PROJECT DESCRIPTION:

The project widens and improves safety on 48th Avenue NW from Rock Creek Road to Tecumseh Road.

EXPENDITURE SCHEDULE through CITY Accounts by FY

Account Number	Cost Element	TOTAL ALL FISCAL YRS	Actual Prior Years	Budget FYE 2019	FYE 2020	FYE 2021	FYE 2022	FYE 2023	FYE 2024	Beyond 5 Years
6201	Design	870,696								870,696
6001	ROW	144,000								144,000
6701	Utilities	300,000								300,000
6101	Const	1,353,778	0							1,353,778
6301	Matls	0								
		0								
	Total	2,668,474	0	0	0	0	0	0	0	2,668,474

OPERATING IMPACT:

Negligible	Genl Fnd	\$5,000 per year for electricity and preventive maintenance
------------	----------	---

STATUS & COMMENTS:

City Council approved a programming resolution requesting federal funds for the project during the November 10, 2015 Council meeting. Federal funds through ACOG to pay for 80% of the construction cost will be requested in the coming years.

Private funds from area developers will be used to fund the engineering design and utility relocation costs associated with the project. City and private funds will be used to fund the local share of the construction cost.

TOTAL PROJECT BUDGET BY FUND SOURCE AND PURPOSE:

THIS PROJECT NEEDS ASSISTANCE FROM:

Purpose	2019 GOB	Fed. Aid	Private	Total
Design	870,696		0	870,696
ROW	144,000			144,000
Utilities	300,000			300,000
Const.	1,353,778	5,415,113		6,768,891
Materials	0			0
Total	2,668,474	5,415,113	0	8,083,587

Bldg Maint	no
IT	no
Pub Wks	yes
Utilities	yes
Parks	no
Other	yes

Reimbursable Account? no no yes

Last Update 6/14/19

ANNUAL BUDGET

CITY OF NORMAN

PROJECT TITLE:	Gray Street 2-way Conversion	PROJECT TYPE:	Transp. w/ Fedl Fndg	Improv.
PROJ. CATEGORY:	Widening and Reconstruction	PROJECT NUMBER:	BP0424	
DEPARTMENT:	Public Works	ACCOUNT NUMBER:	050-9419-431	
MANAGER:	Tim miles	BEGIN & END DATES:	4/3/19	to 12/30/29
WARD(s):	4	LIFE EXPECTANCY:	20 Years	

DETAILED PROJECT DESCRIPTION:

The project converts Gray street to two-way traffic from Porter to University. This project will also include placing quad gate at the railroad crossing and streetscape improvements

EXPENDITURE SCHEDULE through CITY Accounts by FY

Account Number	Cost Element	TOTAL ALL FISCAL YRS	Actual Prior Years	Budget FYE 2019	FYE 2020	FYE 2021	FYE 2022	FYE 2023	FYE 2024	Beyond 5 Years
6201	Design	622,262						567,265	18,399	36,598
6001	ROW	0								
6701	Utilities	0								
6101	Const	4,172,138	0							4,172,138
6301	Mats	0								
		0								
	Total	4,794,400	0	0	0	0	0	567,265	18,399	4,208,736

OPERATING IMPACT:

Negligible	Genl Fnd	\$5,000 per year for electricity and preventive maintenance
------------	----------	---

STATUS & COMMENTS:

TOTAL PROJECT BUDGET BY FUND SOURCE AND PURPOSE:

Purpose	2019 GOB	Other	Private	Total
Design	622,262		0	622,262
ROW	0			0
Utilities	0			0
Const.	4,172,138			4,172,138
Materials	0			0
Total	4,794,400	0	0	4,794,400

THIS PROJECT NEEDS ASSISTANCE FROM:

Bldg Maint	no
IT	no
Pub Wks	yes
Utilities	yes
Parks	no
Other	yes

Reimbursable Account? no no yes

Last Update 6/14/19

ANNUAL BUDGET

CITY OF NORMAN

PROJECT TITLE:	Lindsey Street Phase 1 Elm Ave. to Jenkins Ave.	PROJECT TYPE:	Transp. w/ Fedl Fndg	Improv.
PROJ. CATEGORY:	Widening and Reconstruction	PROJECT NUMBER:	BP0428	
DEPARTMENT:	Public Works	ACCOUNT NUMBER:	050-9419-431	
MANAGER:	Tim miles	BEGIN & END DATES:	4/3/19	to 12/30/29
WARD(s):	7	LIFE EXPECTANCY:	20 Years	

DETAILED PROJECT DESCRIPTION:

The project widens and improves safety on Lindsey Street from Elm Avenue to Jenkins Avenue including 3,600,000 in drainage improvements for the flooding issues at the intersection of Lindsey Street and Elm Avenue.

EXPENDITURE SCHEDULE through CITY Accounts by FY

Account Number	Cost Element	TOTAL ALL FISCAL YRS	Actual Prior Years	Budget FYE 2019	FYE 2020	FYE 2021	FYE 2022	FYE 2023	FYE 2024	Beyond 5 Years
6201	Design	1,060,447						966,878	31,190	62,379
6001	ROW	0								
6701	Utilities	0								
6101	Const	1,592,915	0							1,592,915
6301	Mats	0								
		0								
	Total	2,653,362	0	0	0	0	0	966,878	31,190	1,655,294

OPERATING IMPACT:

Negligible	Genl Fnd	\$5,000 per year for electricity and preventive maintenance
------------	----------	---

STATUS & COMMENTS:

City Council will be required to approve a programming resolution requesting federal funds for the project. Federal funds through ACOG to pay for 80% of the construction cost will be requested in the coming years.

TOTAL PROJECT BUDGET BY FUND SOURCE AND PURPOSE:

THIS PROJECT NEEDS ASSISTANCE FROM:

Purpose	2019 GOB	Fed. Aid	Private	Total
Design	1,060,447		0	1,060,447
ROW	0			0
Utilities	0			0
Const.	1,592,915	6,371,661		7,964,576
Materials	0			0
Total	2,653,362	6,371,661	0	9,025,023

Bldg Maint	no
IT	no
Pub Wks	yes
Utilities	yes
Parks	no
Other	yes

Reimbursable Account? no no yes

Last Update 6/14/19

ANNUAL BUDGET

CITY OF NORMAN

PROJECT TITLE:	Lindsey Street Phase 2 Pickard Ave. to Elm Ave.	PROJECT TYPE:	Transp. w/ Fedl Fndg	Improv.
PROJ. CATEGORY:	Widening and Reconstruction	PROJECT NUMBER:	BP0432	
DEPARTMENT:	Public Works	ACCOUNT NUMBER:	050-9419-431	
MANAGER:	Tim miles	BEGIN & END DATES:	4/3/19	to 12/30/31
WARD(s):	4 7	LIFE EXPECTANCY:	20 Years	

DETAILED PROJECT DESCRIPTION:

The project widens and improves safety on Lindsey Street from Pickard Avenue to Elm Avenue. Work will include a road section with curb and gutter, bike lanes, sidewalks and drainage. Consideration will be given to turn lanes at major intersections.

EXPENDITURE SCHEDULE through CITY Accounts by FY

Account Number	Cost Element	TOTAL ALL FISCAL YRS	Actual Prior Years	Budget FYE 2019	FYE 2020	FYE 2021	FYE 2022	FYE 2023	FYE 2024	Beyond 5 Years
6201	Design	448,453								448,453
6001	ROW	956,300								956,300
6701	Utilities	0								
6101	Const	697,266	0							697,266
6301	Matls	0								
		0								
	Total	2,102,019	0	0	0	0	0	0	0	2,102,019

OPERATING IMPACT:

Negligible Genl Fnd \$5,000 per year for electricity and preventive maintenance

STATUS & COMMENTS:

City Council will be required to approve a programming resolution requesting federal funds for the project. Federal funds through ACOG to pay for 80% of the construction cost will be requested in the coming years.

TOTAL PROJECT BUDGET BY FUND SOURCE AND PURPOSE:

THIS PROJECT NEEDS ASSISTANCE FROM:

Purpose	2019 GOB	Fed. Aid	Private	Total
Design	448,453		0	448,453
ROW	956,300			956,300
Utilities	0			0
Const.	697,266	2,789,062		3,486,328
Materials	0			0
Total	2,102,019	2,789,062	0	4,891,081

Bldg Maint	no
IT	no
Pub Wks	yes
Utilities	yes
Parks	no
Other	yes

Reimbursable Account? no no yes

Last Update 6/14/19

ANNUAL BUDGET

CITY OF NORMAN

PROJECT TITLE:	Indian Hills Road- 48th Ave. NW to I-35	PROJECT TYPE:	Transp. w/ Fedl Fndg	Improv.
PROJ. CATEGORY:	Widening and Reconstruction	PROJECT NUMBER:	BPO429	
DEPARTMENT:	Public Works	ACCOUNT NUMBER:	050-9419-431	
MANAGER:	Tim miles	BEGIN & END DATES:	12/1/15	to 12/30/30
WARD(s):	8	LIFE EXPECTANCY:	20 Years	

DETAILED PROJECT DESCRIPTION:

The project widens and improves safety on Indian Hills Road from 48th Avenue NW to I-35.

EXPENDITURE SCHEDULE through CITY Accounts by FY

Account Number	Cost Element	TOTAL ALL FISCAL YRS	Actual Prior Years	Budget FYE 2019	FYE 2020	FYE 2021	FYE 2022	FYE 2023	FYE 2024	Beyond 5 Years
6201	Design	1,556,702								1,556,702
6001	ROW	1,211,200								1,211,200
6701	Utilities	1,500,000								1,500,000
6101	Const	4,396,865	0							4,396,865
6301	Malls	0								
		0								
	Total	8,664,767	0	0	0	0	0	0	0	8,664,767

OPERATING IMPACT:

Negligible	Genl Fnd	\$5,000 per year for electricity and preventive maintenance
------------	----------	---

STATUS & COMMENTS:

City Council approved a programming resolution requesting federal funds for the project during the November 10, 2015 Council meeting. Federal funds through ACOG to pay for 80% of the construction cost will be requested in the coming years.

This project is eligible for recoupement.

TOTAL PROJECT BUDGET BY FUND SOURCE AND PURPOSE:

THIS PROJECT NEEDS ASSISTANCE FROM:

Purpose	2019 GOB	Fed. Aid	Private	Total
Design	1,556,702		0	1,556,702
ROW	1,211,200			1,211,200
Utilities	1,500,000			1,500,000
Const.	4,396,865	7,500,000		11,896,865
Materials	0			0
Total	8,664,767	7,500,000	0	16,164,767

Bldg Maint	no
IT	no
Pub Wks	yes
Utilities	yes
Parks	no
Other	yes

Reimbursable Account? no

no

no

yes

Last Update

6/14/19

ANNUAL BUDGET

CITY OF NORMAN

PROJECT TITLE:	Indian Hills Road and I-35 Mathcing Funds	PROJECT TYPE:	Transp. w/ Fedl Fndg	Improv.
PROJ. CATEGORY:	Widening and Reconstruction	PROJECT NUMBER:	BP0430	
DEPARTMENT:	Public Works	ACCOUNT NUMBER:	050-9419-431	
MANAGER:	Tim miles	BEGIN & END DATES:	4/3/19	to 12/30/30
WARD(s):	8	LIFE EXPECTANCY:	20 Years	

DETAILED PROJECT DESCRIPTION:

These funds are to be used as matching funds for the ODOT improvements of the Indian Hills Road and I-35 interchange. These funds might assist in getting this project moved forward on the ODOT 8-year plan.

EXPENDITURE SCHEDULE through CITY Accounts by FY

Account Number	Cost Element	TOTAL ALL FISCAL YRS	Actual Prior Years	Budget FYE 2019	FYE 2020	FYE 2021	FYE 2022	FYE 2023	FYE 2024	Beyond 5 Years
6201	Design									
6001	ROW									
6701	Utilities									
6101	Const	2,000,000	0							2,000,000
6301	Matls	0								
		0								
	Total	2,000,000	0	0	0	0	0	0	0	2,000,000

OPERATING IMPACT:

Negligible	Genl Fnd	\$5,000 per year for electricity and preventive maintenance
------------	----------	---

STATUS & COMMENTS:

City Council approved a programming resolution requesting federal funds for the project during the November 10, 2015 Council meeting. Federal funds through ACOG to pay for 80% of the construction cost will be requested in the coming years.

This project is eligible for recouperment.

TOTAL PROJECT BUDGET BY FUND SOURCE AND PURPOSE:

THIS PROJECT NEEDS ASSISTANCE FROM:

Purpose	2019 GOB	Other	Private	Total
Design	0		0	0
ROW	0			0
Utilities	0			0
Const.	2,000,000			2,000,000
Materials	0			0
Total	2,000,000	0	0	2,000,000
Reimbursable Account?	no	no	yes	

Bldg Maint	no
IT	no
Pub Wks	yes
Utilities	yes
Parks	no
Other	yes

Last Update 6/14/19

ANNUAL BUDGET

CITY OF NORMAN

PROJECT TITLE:	Rock Creek Road - Queenston Ave. to 24th Ave NE	PROJECT TYPE:	Transp. w/ Fedl Fndg	Improv.
PROJ. CATEGORY:	Widening and Reconstruction	PROJECT NUMBER:	BP0434	
DEPARTMENT:	Public Works	ACCOUNT NUMBER:	050-9419-431	
MANAGER:	Tim miles	BEGIN & END DATES:	4/3/19	to 12/30/32
WARD(s):	6	LIFE EXPECTANCY:	20 Years	

DETAILED PROJECT DESCRIPTION:

The project widens and improves safety on Rock Creek Road from Quesnston Avenue to 24th Avenue NE.

EXPENDITURE SCHEDULE through CITY Accounts by FY

Account Number	Cost Element	TOTAL ALL FISCAL YRS	Actual Prior Years	Budget FYE 2019	FYE 2020	FYE 2021	FYE 2022	FYE 2023	FYE 2024	Beyond 5 Years
6201	Design	668,592								668,592
6001	ROW	227,500								227,500
6701	Utilities	250,000								250,000
6101	Const	1,057,161	0							1,057,161
6301	Matls	0								
		0								
	Total	2,203,253	0	0	0	0	0	0	0	2,203,253

OPERATING IMPACT:

Negligible	Genl Fnd	\$5,000 per year for electricity and preventive maintenance
------------	----------	---

STATUS & COMMENTS:

City Council will be required to approve a programming resolution requesting federal funds for the project. Federal funds through ACOG to pay for 80% of the construction cost will be requested in the coming years.

This project is eligible for recoupement.

TOTAL PROJECT BUDGET BY FUND SOURCE AND PURPOSE:

THIS PROJECT NEEDS ASSISTANCE FROM:

Purpose	2019 GOB	Fed. Aid	Private	Total
Design	668,592		0	668,592
ROW	227,500			227,500
Utilities	250,000			250,000
Const.	1,057,161	4,228,643		5,285,804
Materials	0			0
Total	2,203,253	4,228,643	0	6,431,896

Bldg Maint	no
IT	no
Pub Wks	yes
Utilities	yes
Parks	no
Other	yes

Reimbursable Account? no

no

no

yes

Last Update

6/14/19

ANNUAL BUDGET

CITY OF NORMAN

PROJECT TITLE:	Traffic Management Center Study	PROJECT TYPE:	Transp Cty Fnd Only	Maint.
PROJ. CATEGORY:	Traffic Control Maintenance	PROJECT NUMBER:	BP0422	
DEPARTMENT:	Public Works	ACCOUNT NUMBER:	050-9419-431	
MANAGER:	Angelo Lombardo	BEGIN & END DATES:	7/1/18	to 12/30/26
WARD(s):	All	LIFE EXPECTANCY:	20 years	

DETAILED PROJECT DESCRIPTION:

This study provides the Systems Engineering Analysis required by the Federal Highway Administration that is necessary for federal funding eligibility with the establishment of the City's Traffic Management Center (TMC).

The City's new Emergency Operations Center will include space for the new TMC. There are however no funds earmarked to equip the TMC. Completion of the study will allow the City to apply for more than \$3,000,000 in federal funds to buy the equipment needed in the TMC (i.e., computers, software, furniture, etc.).

The study will also assess current and future staffing needs for the Traffic Control Division.

EXPENDITURE SCHEDULE through CITY Accounts by FY

Account Number	Cost Element	TOTAL ALL FISCAL YRS	Actual Prior Years	Budget FYE 2019	FYE 2020	FYE 2021	FYE 2022	FYE 2023	FYE 2024	Beyond 5 Years
6201	Design	366,000			300,000		22,000	22,000	22,000	
6001	ROW	0								
6701	Utilities	0								
6101	Const	0	0	0						
6301	Matls									
	Total	366,000	0	0	300,000	0	22,000	22,000	22,000	0

OPERATING IMPACT:

Negligible	Genl Fnd
------------	----------

STATUS & COMMENTS:

TOTAL PROJECT BUDGET BY FUND SOURCE AND PURPOSE:

Purpose	2019 GOB	Fed. Aid	Total
Design	366,000		366,000
ROW	0		0
Utilities	0		0
Const.	0	3,000,000	3,000,000
Materials			0
Total	366,000	3,000,000	3,366,000

Reimbursable Account? no

Last Update 6/14/19

ANNUAL BUDGET



Photos throughout this document are mostly courtesy of Norman Convention & Visitor's Bureau, Norman Parks & Recreation Department, National Weather Festival, in addition to photos by "Cody Giles / Norman Transcript & Norman Magazine." Our special thanks for providing them.

May 2018 Art Walk



**Norman Forward
Sales Tax Fund**

CAPITAL IMPROVEMENTS PLAN

NORMAN FORWARD SALES TAX FUND - 51

ASSUMPTIONS

1. NORMAN FORWARD is a quality of life initiative proposed by community groups and residents. On October 13, 2015 voters authorized a ½ cent temporary (15 years) sales tax to fund the projects. Collection began January 1, 2016. Some of the projects will be funded on a pay as you go basis. Some of the projects are of higher importance and greater costs, and therefore require borrowing funds through general obligation bonds.
2. In FYE20, \$21,892,860 is scheduled for 6 bond funded projects and \$9,600,000 for 7 paygo funded projects. The individual projects' impacts on the operating budget may be significant because they are new and expanded facilities.

Norman Forward Sales Tax Fund Summary Fund 51

	FYE 18 ACTUAL	FYE 19 BUDGET	FYE 19 ESTIMATED	FYE 20 PROJECTED	FYE 21 PROJECTED	FYE 22 PROJECTED	FYE 23 PROJECTED	FYE 24 PROJECTED
1 Beginning Fund Balance	\$ 68,812,899	\$ 42,385,779	\$ 54,059,452	\$ 4,740,768	\$ 16,376,985	\$ 7,423,923	\$ 5,945,367	\$ 5,045,154
2								
3 Revenues:								
4 Sales Tax Revenue	9,165,487	9,264,370	9,264,370	9,634,945	10,020,343	10,421,157	10,838,003	11,271,523
5 Use Tax Revenue	724,016	628,685	628,685	647,546	666,972	686,981	707,591	728,818
6 Interest Income - Bonds	-	15,000	15,000	15,000	15,000	15,000	15,000	15,000
7 Interest Income	519,735	-	-	-	-	-	-	-
8 Donations/Other	8,500	-	-	-	2,000,000	-	-	-
9								
10 Subtotal	\$ 10,417,738	\$ 9,908,056	\$ 9,908,056	\$ 10,297,491	\$ 12,702,315	\$ 11,123,138	\$ 11,560,594	\$ 12,015,342
11								
12 I/F Transf - Capital Fund - 2015 Bds	-	-	-	-	-	-	-	-
13 Bond Proceeds - 2015 Bonds	-	-	-	-	-	-	-	-
14 Bond Proceeds - 2017 Bonds	-	-	-	-	-	-	-	-
15 Bond Proceeds - 2020 Bonds	-	-	-	37,750,000	-	-	-	-
16								
17 Subtotal	\$ -	\$ -	\$ -	\$ 37,750,000	\$ -	\$ -	\$ -	\$ -
18								
19 Total Revenue	\$ 10,417,738	\$ 9,908,056	\$ 9,908,056	\$ 48,047,491	\$ 12,702,315	\$ 11,123,138	\$ 11,560,594	\$ 12,015,342
20								
21 Expenditures:								
22 Audit Adjustments/Encumbrances	1,740	-	-	-	-	-	-	-
23 Salary and Benefits	-	-	-	-	-	-	-	-
24 Supplies and Materials	-	-	-	-	-	-	-	-
25 Services and Maintenance	408,421	-	864,632	-	-	-	-	-
26 Capital Projects - Pay Co	633,504	2,950,000	4,647,780	9,600,000	9,800,000	2,080,000	580,000	580,000
27 Capital Projects - 2015 Bonds	21,066,019	-	6,856,561	-	-	-	-	-
28 Capital Projects - 2017 Bonds	-	28,290,492	30,950,000	-	-	-	-	-
29 Capital Projects - 2020 Bonds	-	16,109,508	11,908,249	21,892,860	1,750,000	-	-	-
30 Issue Costs	-	-	-	400,000	-	-	-	-
31 Debt Service - 2015 Bonds	2,270,117	2,236,518	2,236,518	2,606,718	3,157,548	3,097,948	4,003,348	5,250,613
32 Debt Service - 2017 Bonds	791,384	1,713,000	1,713,000	1,689,000	1,863,500	2,333,500	2,781,000	2,721,000
33 Debt Service - 2020 Bonds	-	-	-	-	4,856,000	4,856,000	4,856,000	4,856,000
34 I/F Transf - Capital Fund	-	-	-	-	-	-	-	-
35 I/F Transf - General Fund-East Library	-	15,000	15,000	75,000	75,000	75,000	75,000	75,000
36 I/F Transf - General Fund-Central Library	-	-	-	112,695	118,330	124,246	130,459	136,981
37 I/F Transf - Westwood Fund	-	35,000	35,000	35,000	35,000	35,000	35,000	35,000
38								
39 Total Expenditures	\$ 25,171,185	\$ 51,349,518	\$ 59,226,740	\$ 36,411,273	\$ 21,655,378	\$ 12,601,694	\$ 12,460,807	\$ 13,654,594
40								
41 Net Difference	\$ (14,753,447)	\$ (41,441,462)	\$ (49,318,684)	\$ 11,636,218	\$ (8,953,063)	\$ (1,478,556)	\$ (900,213)	\$ (1,639,253)
42								
43 Ending Fund Balance	\$ 54,059,452	\$ 944,317	\$ 4,740,768	\$ 16,376,985	\$ 7,423,923	\$ 5,945,367	\$ 5,045,154	\$ 3,405,901
44								
45 Reserves:								
46 General Contingency	641,584	648,506	648,506	674,446	701,424	729,481	758,660	789,007
47 Reserve for Bond Proceeds - 2015 Bonds	6,856,561	-	-	-	-	-	-	-
48 Reserve for Bond Proceeds - 2017 Bonds	30,950,000	-	-	-	-	-	-	-
49 Reserve for Bond Proceeds - 2020 Bonds	-	(16,109,508)	(11,908,249)	3,548,891	1,798,891	1,798,891	1,798,891	1,798,891
50 Available for Pay-Co Projects	15,611,307	16,405,319	16,000,511	12,153,648	4,923,608	3,416,995	2,487,603	818,003
51								
52 Total Reserves	\$ 54,059,452	\$ 944,317	\$ 4,740,768	\$ 16,376,985	\$ 7,423,923	\$ 5,945,367	\$ 5,045,154	\$ 3,405,901

Norman Forward Sales Tax Fund Project Table Fund 51

Pg #	Acct No	Project Number	Project Name	FYE 2019 Budget	FYE 2019 Estimate	FYE 2020	FYE 2021	FYE 2022	FYE 2023	FYE 2024	BEYOND 5 YEARS
EXPENDITURES											
I. Bond Funded											
209	051-0050-452	NFB019	Andrews Park Improvements	1,300,000	1,300,000	200,000	0	0	0	0	0
210	051-	NFB	Canadian River Park Development	0	0	0	0	0	0	0	2,000,000
	051-0507-455	NFB016	Library-New Central Branch	18,239,359	18,239,359	0	0	0	0	0	0
	051-0507-455	NFB017	Library-New East Branch	729,340	729,340	0	0	0	0	0	0
211	051-0939-452	NFB001	Griffin Park Remodel	8,600,000	8,600,000	2,100,000	1,750,000	0	0	0	0
212	051-0548-452	NFB002	Indoor Aquatic Facility	5,000,000	5,000,000	9,000,000	0	0	0	0	0
213	051-9601-452	NFB003	Indoor Sports Facility	6,000,000	6,000,000	2,500,000	0	0	0	0	0
214	051-0403-431	NFB004	James Garner Blvd: Flood to Acres	1,224,119	1,224,119	1,382,000	0	0	0	0	0
	051-0403-431	NFB008	James Garner/Acres Intersection	1,448,084	1,448,084	0	0	0	0	0	0
	051-0441-452	NFB005	Community Sports Park Development	2,500,000	2,500,000	0	0	0	0	0	0
215	051-	NFB	North Base Roads	0	0	0	0	0	0	0	2,730,000
216	051-0205-452	NFB006	Reaves Park Remodel	3,000,000	3,000,000	6,730,650	0	0	0	0	0
	051-0404-451	NFB018	Westwood Swim Complex Replacement	441,281	441,281	0	0	0	0	0	0
	051-0384-451	NFB007	Westwood Tennis Center Addition	1,509,925	1,509,925	0	0	0	0	0	0
SUBTOTAL BOND FUNDED				\$49,992,108	\$49,992,108	\$21,892,650	\$1,750,000	\$0	\$0	\$0	\$4,730,000
II. Paygo Funded											
217	051-0830-452	NFP101	Neighborhood Park Improvements	509,314	509,314	500,000	500,000	500,000	500,000	500,000	2,250,000
218	051-0830-452	NFP104	New Neighborhood Park Development	600,000	600,000	300,000	700,000	0	0	0	0
219	051-0365-419	NFP108	New Senior Citizens Center	760,000	760,000	3,420,000	3,420,000	0	0	0	0
220	051-0987-452	NFP107	New Trail Development Throughout Town	0	0	2,000,000	2,500,000	1,500,000	0	0	1,000,000
221	051-0441-452	NFP103	Lease Payments for Griffin Park	0	0	80,000	80,000	80,000	80,000	80,000	2,000,000
222	051-0500-452	NFP100	Public Arts Projects	188,468	188,468	0	0	0	0	0	765,000
223	051-0322-452	NFP105	Ruby Grant Park Development	2,450,000	2,450,000	2,800,000	2,000,000	0	0	0	0
224	051-0874-452	NFP108	Saxon Park Development	900,000	900,000	500,000	600,000	0	0	0	0
SUBTOTAL PAYGO FUNDED				\$5,407,780	\$5,407,780	\$9,600,000	\$9,600,000	\$2,080,000	\$580,000	\$580,000	\$8,015,000
TOTAL NORMAN FORWARD FUND 51 PROJECTS				\$55,399,888	\$55,399,888	\$31,492,650	\$11,550,000	\$2,080,000	\$580,000	\$580,000	\$10,745,000

* closed

- means unused funds to be returned to fund balance at end of fiscal year.

CITY OF NORMAN

PROJECT TITLE:	Andrews Park Improvements	PROJECT TYPE:	Parks & Recreation	Improv.
PROJ. CATEGORY:	Parks & Recreation	PROJECT NUMBER:	NFB019	
DEPARTMENT:	Parks & Recreation	ACCOUNT NUMBER:	051-9050-452	
MANAGER:	James Briggs	BEGIN & END DATES:	7/1/17	to 6/30/19
WARD(s):	4	LIFE EXPECTANCY:	50 Years	

DETAILED PROJECT DESCRIPTION:

This project is for the construction of several improvements in Andrews Park--Norman's oldest park, which was dedicated on the original town plat for the city, when it was established in 1890. Over the years, this downtown park has been home to a baseball stadium, zoo, horse stables, play areas, WPA-Era pool, amphitheater, and stream channel projects, and, more recently, tennis and basketball courts and a street-course skate park. The current layout allows this park to be used daily for sports practice, childrens play, summer splash pad, walking and skatepark activities. It is also host to multiple community-wide concerts and festivals throughout the year. The major parts of this project will include construction of a new concrete "drop-in" skatepark to replace the existing "street course" currently in the northeast corner of the park. The existing features will be re-located to other parks around town to create several "skate spots" in various parks. We also plan to add more extensive shade over the seating areas at the amphitheater and to make additions to the splashpad, including updating the spray features and adding more seating, lounging areas/family gathering areas and shade around that popular park feature.

EXPENDITURE SCHEDULE through CITY Accounts by FY

Account Number	Cost Element	TOTAL ALL FISCAL YRS	Actual Prior Years	Budget FYE 2019	FYE 2020	FYE 2021	FYE 2022	FYE 2023	FYE 2024	Beyond 5 Years
6201	Design	299,099	99,099	200,000						
6001	ROW	0								
6701	Utilities	0								
6101	Const	0								
6301	Matls	1,200,000		1,000,000	200,000					
		0								
	Total	1,499,099	99,099	1,200,000	200,000	0	0	0	0	0

OPERATING IMPACT:

negligible Genl Fnd ongoing maintenance, utilities, computer services

STATUS & COMMENTS:

The old Blake Baldwin Skatepark was removed in FYE2018 to make way for the re-alignment of James Garner Avenue. Those features were re-constructed as three smaller Skate Spots in Oak Tree South, Colonial Commons and Adkin's Crossing Parks. We are working to hire a skatepark construction company in early 2019 and proceed with citizen input, design and construction this calendar year. Other projects are also being bid to make the shade improvements at the amphitheatre and other park improvements listed above.

TOTAL PROJECT BUDGET BY FUND SOURCE AND PURPOSE:

THIS PROJECT NEEDS ASSISTANCE FROM:

Purpose	Fnd 51		Total
Design	299,099		299,099
ROW	0		0
Utilities	0		0
Const.	0		0
Materials	1,200,000		1,200,000
Total	1,499,099	0	1,499,099

Bldg Maint	
IT	
Pub Wks	
Utilities	
Parks	
Other	

Reimbursable Account? no

Last Update 2/27/19

CITY OF NORMAN

PROJECT TITLE:	Canadian River Park Development	PROJECT TYPE:	Parks & Recreation
PROJ. CATEGORY:	Parks & Recreation	PROJECT NUMBER:	NFB
DEPARTMENT:	Parks & Recreation	ACCOUNT NUMBER:	051-
MANAGER:	James Briggs	BEGIN & END DATES:	7/1/24 to 6/30/25
WARD(s):	3	LIFE EXPECTANCY:	70 Years

DETAILED PROJECT DESCRIPTION:

This project is for the development of a new Canadian River Park in Norman. The land proposed for this park is south and west of the Lindsey Street Extension (from Interstate Drive around to 36th Avenue SW). The park development can only proceed as planned for the budget indicated if the land is gifted to the City, as has been discussed. A land purchase is not included in the project budget shown here.

EXPENDITURE SCHEDULE through CITY Accounts by FY

Account Number	Cost Element	TOTAL ALL FISCAL YRS	Actual Prior Years	Budget FYE 2019	FYE 2020	FYE 2021	FYE 2022	FYE 2023	FYE 2024	Beyond 5 Years
6201	Design	200,000								200,000
6001	ROW	0								
6701	Utilities	0								
6101	Const	0								
6301	Mats	1,800,000								1,800,000
		0								
	Total	2,000,000	0	0	0	0	0	0	0	2,000,000

OPERATING IMPACT:

slight	Genl Fnd	ongoing maintenance, utilities, computer services
--------	----------	---

STATUS & COMMENTS:

TOTAL PROJECT BUDGET BY FUND SOURCE AND PURPOSE:

THIS PROJECT NEEDS ASSISTANCE FROM:

Purpose	Fnd 51		Total
Design	200,000		200,000
ROW	0		0
Utilities	0		0
Const.	0		0
Materials	1,800,000		1,800,000
Total	2,000,000	0	2,000,000

Bldg Maint	
IT	
Pub Wks	
Utilities	
Parks	
Other	

Reimbursable Account? no

Last Update 2/27/19

ANNUAL BUDGET

CITY OF NORMAN

PROJECT TITLE:	Griffin Park Remodel	PROJECT TYPE:	Parks & Recreation	Improv.
PROJ. CATEGORY:	Parks & Recreation	PROJECT NUMBER:	NFB0001	
DEPARTMENT:	Parks & Recreation	ACCOUNT NUMBER:	051-9639-452	
MANAGER:	Matt Hendren	BEGIN & END DATES:	7/1/16	to 6/30/20
WARD(s):	8	LIFE EXPECTANCY:	50 Years	

DETAILED PROJECT DESCRIPTION:

This project is for the re-development of Griffin Park as a Soccer Complex. The majority of the design and construction work will be focused on re-use of those parts of the park that are currently being used for the City of Norman's Youth Baseball and Softball leagues, which are being relocated to Reaves Park via a separate project, to allow new soccer fields to be built in their place (including new lighting, irrigation, site furnishings, parking areas and park roads). The existing soccer fields will remain in-service while Reaves is redone and a new Community Sports Park is being developed for the adult softball league and the youth football and adult flag football leagues. Once the new soccer fields are constructed, Griffin Park will be able to host large regional tournaments throughout the year. The park remodel will not include construction of any new soccer facilities north of the irrigation lake in the dog park/disc golf area; but it does include continued improvements to the park trails (including a walk bridge over part of the lake), the dog park and the disc golf course area.

EXPENDITURE SCHEDULE through CITY Accounts by FY

Account Number	Cost Element	TOTAL ALL FISCAL YRS	Actual Prior Years	Budget FYE 2019	FYE 2020	FYE 2021	FYE 2022	FYE 2023	FYE 2024	Beyond 5 Years
6201	Design	1,100,000	105,855	894,145	100,000					
6001	ROW	0								
6701	Utilities	0								
6101	Const	9,900,000	0	6,150,000	2,000,000	1,750,000				
6301	Mats	0								
		0								
	Total	11,000,000	105,855	7,044,145	2,100,000	1,750,000	0	0	0	0

OPERATING IMPACT:

moderate Rm Tx Fnd More Revenue can be expected in Room Tax from more tournaments

STATUS & COMMENTS:

Two projects have been completed in the first two years of Norman Forward funding to re-grade the large competition fields in the northwest part of the complex. These improvements have greatly increased the playability and look of the facility for tournament and league play. A project is on-going in FYE 2019 to proceed with the work involved with completing the conversion of the old football practice fields in the southwest part of the complex to lighted soccer fields and to construct a new restroom and concession building for that area. Work will ramp-up as the Reaves Park projects commences construction, and the youth baseball fields at Griffin are replaced with the new facilities at Reaves-which will make room for the final phase of the Griffin Park remodel.

TOTAL PROJECT BUDGET BY FUND SOURCE AND PURPOSE:

THIS PROJECT NEEDS ASSISTANCE FROM:

Purpose	Fnd 51			Total
Design	1,100,000			1,100,000
ROW	0			0
Utilities	0			0
Const.	9,900,000			9,900,000
Materials	0			0
Total	11,000,000	0	0	11,000,000

Reimbursable Account? no

Bldg Maint	
IT	
Pub Wks	
Utilities	
Parks	
Other	

Last Update 2/27/19

ANNUAL BUDGET

CITY OF NORMAN

PROJECT TITLE:	Indoor Aquatic Facility	PROJECT TYPE:	Parks & Recreation	Improv.
PROJ. CATEGORY:	Parks & Recreation	PROJECT NUMBER:	NFB002	
DEPARTMENT:	Parks & Recreation	ACCOUNT NUMBER:	051-9546-452	
MANAGER:	Jason Olsen	BEGIN & END DATES:	7/1/16	to 6/30/19
WARD(s):	8	LIFE EXPECTANCY:	50 Years	

DETAILED PROJECT DESCRIPTION:

This project is for the construction of a new indoor Aquatics Center. The original plan called for this new facility to be built near the existing YMCA, and then be operated and programmed as a joint venture between the City of Norman, the Norman Public Schools and the Cleveland County YMCA; and to be constructed as part of a multi-facility improvement on the land being purchased from the University of Oklahoma east of the YMCA, along with the new Indoor Sports Facility, and a possible new Senior Citizens Center, which are planned to be built via separate projects in the NORMAN FORWARD package. This Aquatics Center will include competition swimming facilities, therapeutic water areas, and recreational swimming. The project will include the building and part of the associated parking and landscape/site improvements which would serve this building.

EXPENDITURE SCHEDULE through CITY Accounts by FY

Account Number	Cost Element	TOTAL ALL FISCAL YRS	Actual Prior Years	Budget FYE 2019	FYE 2020	FYE 2021	FYE 2022	FYE 2023	FYE 2024	Beyond 5 Years
6201	Design	1,000,000		1,000,000						
6001	ROW	0								
6701	Utilities	0								
6101	Const	0								
6301	Matls	12,000,000		3,000,000	9,000,000					
		0								
	Total	13,000,000	0	4,000,000	9,000,000	0	0	0	0	0

OPERATING IMPACT:

slight	Genl Fnd	ongoing maintenance, utilities, computer services
--------	----------	---

STATUS & COMMENTS:

The City of Norman is currently exploring a deal to locate this facility and the new Indoor Sports Facility on land in the University North Park (UNP) development on the east side of 24th Avenue NW.

TOTAL PROJECT BUDGET BY FUND SOURCE AND PURPOSE:

THIS PROJECT NEEDS ASSISTANCE FROM:

Purpose	Fnd 51		Total
Design	1,000,000		1,000,000
ROW	0		0
Utilities	0		0
Const.	0		0
Materials	12,000,000		12,000,000
Total	13,000,000	0	13,000,000

Reimbursable Account? no

Bldg Maint	
IT	
Pub Wks	
Utilities	
Parks	
Other	

Last Update 2/27/19

ANNUAL BUDGET

CITY OF NORMAN

PROJECT TITLE: Indoor Sports Facility Construction PROJ. CATEGORY: Parks & Recreation DEPARTMENT: Parks & Recreation MANAGER: Mitch Miles WARD(s): 8	PROJECT TYPE: Parks & Recreation Improvt. PROJECT NUMBER: NFB003 ACCOUNT NUMBER: 051-9601-452 BEGIN & END DATES: 7/1/16 to 6/30/20 LIFE EXPECTANCY: 50 Years
---	--

DETAILED PROJECT DESCRIPTION:

This project is for the construction of a new indoor gymnasium to replace the existing 5-court Optimist basketball facility located east of the existing YMCA in the old airplane hanger at Westheimer field. The original plan called for this new multi-sport facility to include basketball and volleyball courts; and to be constructed as part of a multi-facility improvement on the land being purchased from the University of Oklahoma east of the YMCA. The old Optimist basketball gymnasium would remain in operation in that scenario, while this new facility is being constructed, and then will be torn down as the new parking and landscape/site improvements are completed which will serve this building, as well as the new Indoor Aquatics Facility and a possible new Senior Citizens Center, which are planned to be built via separate projects in the NORMAN FORWARD package.

EXPENDITURE SCHEDULE through CITY Accounts by FY

Account Number	Cost Element	TOTAL ALL FISCAL YRS	Actual Prior Years	Budget FYE 2019	FYE 2020	FYE 2021	FYE 2022	FYE 2023	FYE 2024	Beyond 5 Years
6201	Design	750,000		750,000						
6001	ROW	0								
6701	Utilities	0								
6101	Const	7,750,000		5,250,000	2,500,000					
6301	Matls	0								
		0								
Total		8,500,000	0	6,000,000	2,500,000	0	0	0	0	0

OPERATING IMPACT:

moderate	Rm Tx Fnd	Increased Revenue from sports programs
----------	-----------	--

STATUS & COMMENTS:

The City of Norman is currently exploring a deal to locate this facility and the new Indoor Aquatics facility on land in the University North Park (UNP) development on the east side of 24th Avenue NW. If that location is selected, this project will not include demolition of the old Optimist Gym at North Base; however we do still anticipate the youth basketball programs to all end up in this new facility.

TOTAL PROJECT BUDGET BY FUND SOURCE AND PURPOSE:

THIS PROJECT NEEDS ASSISTANCE FROM:

Purpose	Fnd 51		Total
Design	750,000		750,000
ROW	0		0
Utilities	0		0
Const.	7,750,000		7,750,000
Materials	0		0
Total	8,500,000	0	8,500,000

Bldg Maint	
IT	
Pub Wks	
Utilities	
Parks	
Other	

Reimbursable Account? no

Last Update 2/27/19

ANNUAL BUDGET

CITY OF NORMAN

PROJECT TITLE: James Garner Avenue - Flood to Acres PROJ. CATEGORY: New Road Construction DEPARTMENT: Public Works MANAGER: Paul D'Andrea WARD(s): 8 4	PROJECT TYPE: <table border="1" style="display: inline-table; border-collapse: collapse;"> <tr> <td style="width:50%;">Transp Cty Fnd Only</td> <td style="width:50%;">Improv.</td> </tr> </table> PROJECT NUMBER: NFB004 ACCOUNT NUMBER: 051-9405-431 BEGIN & END DATES: 8/1/16 to 12/31/20 LIFE EXPECTANCY: 20 Years	Transp Cty Fnd Only	Improv.
Transp Cty Fnd Only	Improv.		

DETAILED PROJECT DESCRIPTION:

Extend James Garner Avenue from Acres Street to Flood Avenue north of Robinson Street

EXPENDITURE SCHEDULE through CITY Accounts by FY

Account Number	Cost Element	TOTAL ALL FISCAL YRS	Actual Prior Years	Budget FYE 2019	FYE 2020	FYE 2021	FYE 2022	FYE 2023	FYE 2024	Beyond 5 Years
051-9405-431.62-01	Design	427,000	103,381	323,619						
051-9405-431.60-01	Land	862,500	0	862,500						
051-9405-431.67-01	Utilities	250,000	0	38,000	212,000					
051-9405-431.61-01	Const	1,150,000	0		1,150,000					
		0								
		0								
	Total	2,689,500	103,381	1,224,119	1,362,000	0	0	0	0	0

OPERATING IMPACT:

negligible	Genl Fnd	Maintenance of roadway, signals and lighting
------------	----------	--

STATUS & COMMENTS:

THIS PROJECT NEEDS ASSISTANCE FROM:

Purpose	Fnd 51	Fed. Aid	Total
Design	427,000		427,000
ROW	862,500		862,500
Utilities	250,000		250,000
Const.	778,000	3,500,600	4,278,600
Materials			0
Total	2,317,500	3,500,600	5,818,100

Bldg Maint	no
IT	no
Pub Wks	yes
Utilities	yes
Parks	no
Other	no

Reimbursable Account? no no

Last Update 2/5/19

ANNUAL BUDGET

CITY OF NORMAN

<table border="1" style="width: 100%; border-collapse: collapse;"> <tr><td style="width: 150px;">PROJECT TITLE:</td><td>North Base Roads</td></tr> <tr><td>PROJ. CATEGORY:</td><td>Public Works</td></tr> <tr><td>DEPARTMENT:</td><td>Public Works</td></tr> <tr><td>MANAGER:</td><td>Scott Sturtz</td></tr> <tr><td>WARD(s):</td><td>8</td></tr> </table>	PROJECT TITLE:	North Base Roads	PROJ. CATEGORY:	Public Works	DEPARTMENT:	Public Works	MANAGER:	Scott Sturtz	WARD(s):	8	<table border="1" style="width: 100%; border-collapse: collapse;"> <tr> <td style="width: 150px;">PROJECT TYPE:</td> <td>Transp Cty Fnd Only</td> <td>Maint.</td> </tr> <tr><td>PROJECT NUMBER:</td><td colspan="2">NFB</td></tr> <tr><td>ACCOUNT NUMBER:</td><td colspan="2">051-</td></tr> <tr><td>BEGIN & END DATES:</td><td>7/1/19</td><td>to 6/30/22</td></tr> <tr><td>LIFE EXPECTANCY:</td><td colspan="2">50 Years</td></tr> </table>	PROJECT TYPE:	Transp Cty Fnd Only	Maint.	PROJECT NUMBER:	NFB		ACCOUNT NUMBER:	051-		BEGIN & END DATES:	7/1/19	to 6/30/22	LIFE EXPECTANCY:	50 Years	
PROJECT TITLE:	North Base Roads																									
PROJ. CATEGORY:	Public Works																									
DEPARTMENT:	Public Works																									
MANAGER:	Scott Sturtz																									
WARD(s):	8																									
PROJECT TYPE:	Transp Cty Fnd Only	Maint.																								
PROJECT NUMBER:	NFB																									
ACCOUNT NUMBER:	051-																									
BEGIN & END DATES:	7/1/19	to 6/30/22																								
LIFE EXPECTANCY:	50 Years																									

DETAILED PROJECT DESCRIPTION:

Project Design to be based on the final site layout of the Norman Forward facilities at this location. Project is expected to include extension on Berry Road to Lexington, improvements on Lexington to Flood and possible signalization at the intersection of Flood and LEXington.

Account Number	Cost Element	TOTAL ALL FISCAL YRS	Actual Prior Years	Budget FYE 2018	FYE 2019	FYE 2020	FYE 2021	FYE 2022	FYE 2023	Beyond 5 Years
051-	Design	0								
051-	Const	2,730,000								2,730,000
051-	ROW	0								
		0								
		0								
		0								
		0								
	Total	2,730,000	0	0	0	0	0	0	0	2,730,000

OPERATING IMPACT: negligible Genl Fnd

STATUS & COMMENTS:

TOTAL PROJECT BUDGET BY FUND SOURCE AND PURPOSE:

THIS PROJECT NEEDS ASSISTANCE FROM:

Purpose	Fnd 51	Actual	Budget	Total
Design	0			0
ROW	0			0
Utilities				0
Const.	2,730,000			2,730,000
Materials				0
Total	2,730,000	0	0	2,730,000

Bldg Maint	no
IT	no
Pub Wks	yes
Utilities	yes
Parks	yes
Other	no

Reimbursable Account? no

Last Update 2/5/19

CITY OF NORMAN

PROJECT TITLE:	Reaves Park Remodel	PROJECT TYPE:	Parks & Recreation	Improv.
PROJ. CATEGORY:	Parks & Recreation	PROJECT NUMBER:	NFB006	
DEPARTMENT:	Parks & Recreation	ACCOUNT NUMBER:	051-9205-452	
MANAGER:	James Briggs	BEGIN & END DATES:	7/1/17	to 6/30/19
WARD(s):	7	LIFE EXPECTANCY:	50 Years	

DETAILED PROJECT DESCRIPTION:

This project is for the re-design and development of Reaves Park as a youth baseball facility. Work will include re-location of the current Park Maintenance facilities to another location, as well as the current adult softball fields (to the new Community Sports Park site to be purchased and developed via a separate project). Once these facilities are removed from Reaves, all of the Youth Baseball and Softball fields will be relocated to Reaves from Griffin Park and combined with the Optimist Youth Baseball Fields already in Reaves to make one complete baseball/softball park for all ages from T-Ball up through teenage leagues. The design and development of these facilities will not alter the southwest sector of the park, which is the site of the Cleveland County Veteran's Memorial, the Kidspace Playground Facility and the home to the annual Medieval Fair, as well as Norman Day, Earth Day and other community-wide festivals. All utilities, park roads, buildings, landscape features, parking areas and site furnishings will be evaluated and upgraded, as needed as part of this project; with particular attention paid to the ingress/egress points of the park and how they relate to the current road capacity during peak use times.

EXPENDITURE SCHEDULE through CITY Accounts by FY

Account Number	Cost Element	TOTAL ALL FISCAL YRS	Actual Prior Years	Budget FYE 2019	FYE 2020	FYE 2021	FYE 2022	FYE 2023	FYE 2024	Beyond 5 Years
051-9404-451-6201	Design	800,000	269,140	530,860						
6001	ROW	0								
6701	Utilities	0								
051-9404-451-6101	Const	9,199,140		2,469,140	6,730,000					
6301	Mats	0								
		0								
Total		9,999,140	269,140	3,000,000	6,730,000	0	0	0	0	0

OPERATING IMPACT:

slight Genl Fnd ongoing maintenance, utilities, computer services

STATUS & COMMENTS:

The design team from Halff Associates (hired in FYE2018) is working to produce the Construction Documents for the project; and we are seeking the services of a Construction Manager at Risk during FYE2019. Work will proceed as soon as possible; but will be contingent on the construction of a new Park Maintenance Facility at North Base (funded as part of this project), so that the current facility in Reaves Park can be demolished to make room for a major part of the new ballfield construction in its place. We are also awaiting the finalization of the land deal and design of the new community sports park NORMAN FORWARD project, which will provide a new home for the adult softball fields. The initial phase of Reaves Park construction will include removing 3 of the 6 current adult fields to make way for one of the new youth field complexes in the northwest part of Reaves; however, the other 3 fields must relocate as soon as possible in order for the full build-out of Phase I of this project to be constructed.

TOTAL PROJECT BUDGET BY FUND SOURCE AND PURPOSE:

THIS PROJECT NEEDS ASSISTANCE FROM:

Purpose	Fnd 51		Total
Design	800,000		800,000
ROW	0		0
Utilities	0		0
Const.	9,199,140		9,199,140
Materials	0		0
Total	9,999,140	0	9,999,140

Bldg Maint	
IT	
Pub Wks	
Utilities	
Parks	
Other	

Reimbursable Account? no

Last Update 2/27/19

ANNUAL BUDGET

CITY OF NORMAN

PROJECT TITLE:	Neighborhood Park Improvements	PROJECT TYPE:	Parks & Recreation	Improv.
PROJ. CATEGORY:	Parks & Recreation	PROJECT NUMBER:	NFP101	
DEPARTMENT:	Parks & Recreation	ACCOUNT NUMBER:	051-9830-452	
MANAGER:	Mitch Miles	BEGIN & END DATES:	7/1/16	to 6/30/26
WARD(s):	All	LIFE EXPECTANCY:	30 Years	

DETAILED PROJECT DESCRIPTION:

This project is designated to make improvements to all the neighborhood parks in the City of Norman. The level of improvement needed at each park varies from site to site; however, there is work to do at each park. Staff will prioritize and execute a plan for each park, in a way that maximizes our bidding prices each year to get the best value for similar improvement that may occur in the various parks. We will use the 2009 Parks and Recreation Master Plan as a guiding document for these improvements with input from the neighborhoods served by each each park site

EXPENDITURE SCHEDULE through CITY Accounts by FY

Account Number	Cost Element	TOTAL ALL FISCAL YRS	Actual Prior Years	Budget FYE 2019	FYE 2020	FYE 2021	FYE 2022	FYE 2023	FYE 2024	Beyond 5 Years
6201	Design	0								
6001	ROW	3,722	2,633	1,089						
6701	Utilities	0								
051-9830-452-6101	Const	5,746,278	488,053	508,225	500,000	500,000	500,000	500,000	500,000	2,250,000
6301	Matls	0								
		0								
	Total	5,750,000	490,686	509,314	500,000	500,000	500,000	500,000	500,000	2,250,000

OPERATING IMPACT:

slight	Genl Fnd	ongoing maintenance, utilities, computer services
--------	----------	---

STATUS & COMMENTS:

The first parks to be renovated were Oakhurst, Sonoma Park and Prairie Creek Park. While these all received complete renovations, we also made improvements to the playground safety surfacing, park furnishings and practice sports facilities at parks throughout the city each fiscal year. These are Pay-Go projects that only allow us to do projects as funds are collected into the account; however we utilize Park Land Development Funds (Fund 52) at each site as needed to maximize our major renovations at each park. The next parks scheduled for renovation in FYE2020 include Rotary, Earl Sneed and High Meadows Parks, with continued small projects at other parks to improve the park shelters, landscapes and amenities as-allowed by the annual funding.

TOTAL PROJECT BUDGET BY FUND SOURCE AND PURPOSE:

THIS PROJECT NEEDS ASSISTANCE FROM:

Purpose	Fnd 51		Total
Design	0		0
ROW	3,722		3,722
Utilities	0		0
Const.	5,746,278		5,746,278
Materials	0		0
Total	5,750,000	0	5,750,000

Bldg Maint	
IT	
Pub Wks	
Utilities	
Parks	
Other	

Reimbursable Account? no

Last Update 2/27/19

CITY OF NORMAN

PROJECT TITLE:	New Neighborhood Park Development	PROJECT TYPE:	Parks & Recreation	Improv.
PROJ. CATEGORY:	Parks & Recreation	PROJECT NUMBER:	NFB104	
DEPARTMENT:	Parks & Recreation	ACCOUNT NUMBER:	051-9830-452	
MANAGER:	James Briggs	BEGIN & END DATES:	7/1/17	to 6/30/21
WARD(s):	All	LIFE EXPECTANCY:	50 Years	

DETAILED PROJECT DESCRIPTION:

This project is for the development of new neighborhood parks in several developing areas of town. The city has been acquiring these properties as the neighborhoods develop, as required by the Park Land Dedication Ordinance. Utilizing the Norman Forward funding, we will be able to supplement Park Development Fees in order to build new parks similar to the one built in 2014 at Monroe Park. Specifically, these funds will be used to help build new neighborhood parks in the Cedar Lane, Southlake/St. James, Summit Valley/Bellatona, Redlands and Links additions.

EXPENDITURE SCHEDULE through CITY Accounts by FY

Account Number	Cost Element	TOTAL ALL FISCAL YRS	Actual Prior Years	Budget FYE 2019	FYE 2020	FYE 2021	FYE 2022	FYE 2023	FYE 2024	Beyond 5 Years
6201	Design	0								
6001	ROW	0								
6701	Utilities	0								
6101	Const	1,600,000		600,000	300,000	700,000				
6301	Mats	0								
		0								
	Total	1,600,000	0	600,000	300,000	700,000	0	0	0	0

OPERATING IMPACT:

slight Genl Fnd ongoing maintenance, utilities, computer services

STATUS & COMMENTS:

These are Pay-Go projects, which can only proceed as funds are collected into their accounts. Funding for FYE2019 is being utilized to develop the new Cedar Lane/Monterey neighborhood park. Project completion is anticipated for Summer, 2019. FYE2020 funds will be used to next develop the Southlake/St. James neighborhood park site. Each project will also utilize Park Land Development Funds (Fund 52) which have been collected in those neighborhoods as they have developed over the years, in order to maximize the intital development at each site.

TOTAL PROJECT BUDGET BY FUND SOURCE AND PURPOSE:

Purpose	Fnd 51		Total
Design	0		0
ROW	0		0
Utilities	0		0
Const.	1,600,000		1,600,000
Materials	0		0
Total	1,600,000	0	1,600,000

THIS PROJECT NEEDS ASSISTANCE FROM:

Bldg Maint	
IT	
Pub Wks	
Utilities	
Parks	
Other	

Reimbursable Account? no

Last Update 2/27/19

ANNUAL BUDGET

CITY OF NORMAN

PROJECT TITLE: New Senior Citizens Center PROJ. CATEGORY: Parks & Recreation DEPARTMENT: Parks and Recreation MANAGER: WARD(s): 4	PROJECT TYPE: Parks & Recreation Improvt. PROJECT NUMBER: NFP108 ACCOUNT NUMBER: 051-9365-419 BEGIN & END DATES: 7/1/16 to 6/30/19 LIFE EXPECTANCY: 50 Years
--	--

DETAILED PROJECT DESCRIPTION:

This project is for the development of a new Senior Citizens Center. Project Manager, budget and project location TBD.

EXPENDITURE SCHEDULE through CITY Accounts by FY

Account Number	Cost Element	TOTAL ALL FISCAL YRS	Actual Prior Years	Budget FYE 2018	FYE 2019	FYE 2020	FYE 2021	FYE 2022	FYE 2023	Beyond 5 Years
6201	Design	760,000			760,000					
6101	Const	6,840,000				3,420,000	3,420,000			
		0								
		0								
		0								
		0								
	Total	7,600,000	0	0	760,000	3,420,000	3,420,000	0	0	0

OPERATING IMPACT:

negligible Genl Fnd

STATUS & COMMENTS:

TOTAL PROJECT BUDGET BY FUND SOURCE AND PURPOSE:

THIS PROJECT NEEDS ASSISTANCE FROM:

Purpose	Fnd 51	Total
Design	760,000	760,000
ROW		0
Utilities		0
Const.	6,840,000	6,840,000
Materials		0
Total	7,600,000	7,600,000

Bldg Maint	no
IT	no
Pub Wks	yes
Utilities	yes
Parks	yes
Other	no

Reimbursable Account? no

Last Update 6/14/19

ANNUAL BUDGET

CITY OF NORMAN

PROJECT TITLE:	New Trail Development Throughout Town	PROJECT TYPE:	Parks & Recreation	Improv.
PROJ. CATEGORY:	Parks & Recreation	PROJECT NUMBER:	NFP107	
DEPARTMENT:	Parks & Recreation	ACCOUNT NUMBER:	051-9097-452	
MANAGER:	Mitch Miles	BEGIN & END DATES:	7/1/19	to 6/30/22
WARD(s):	All	LIFE EXPECTANCY:	50 Years	

DETAILED PROJECT DESCRIPTION:

This project is for the construction of several sections of the Legacy Trail multi-modal path in the central and north parts of town. In particular, we plan to design and build the trail section that will connect from Ruby Grant Park to the east--across Interstate-35 and then along the Little River corridor across Flood Street and over to the Stubbeman Avenue area, where it will link back up to the existing Robinson Street trail section. This loop will include several neighborhood trail connections, which are being built by those currently developing the Little River Trails, Trailwoods and Greenleaf Trails housing additions. Those trail sections were included in the final plans of those neighborhoods in anticipation of the connection to a city-wide trail in the future.

We will also use this project to construct a segment of the Legacy Trail system along the west side of Flood Street, north of Robinson street up to Tecumseh Road, in order to provide a safer off-street multi-modal path for pedestrians and bicyclists in this part of town.

EXPENDITURE SCHEDULE through CITY Accounts by FY

Account Number	Cost Element	TOTAL ALL FISCAL YRS	Actual Prior Years	Budget FYE 2019	FYE 2020	FYE 2021	FYE 2022	FYE 2023	FYE 2024	Beyond 5 Years
6201	Design	500,000			500,000					
6001	ROW	500,000				500,000				
6701	Utilities	0								
6101	Const	6,000,000			1,500,000	2,000,000	1,500,000			1,000,000
6301	Matls	0								
		0								
	Total	7,000,000	0	0	2,000,000	2,500,000	1,500,000	0	0	1,000,000

OPERATING IMPACT:

slight	Genl Fnd	ongoing maintenance, utilities, computer services
--------	----------	---

STATUS & COMMENTS:

FYE2020 funds will be partially utilized to fund the conversion of the remaining asphalt sections of the trail on the north side of Robinson Street (from Flood Street west to 24th Avenue NW) to concrete. That work will be done as part of the water line replacement project in this area by the Utilities Division of the City. They will make the upgrade of the trail from asphalt to concrete part of their bid package for the project, and cost-share the difference in the construction cost between asphalt and concrete with the Parks and Recreation Department, as a way for the city to get the best pricing for the work to benefit both projects. Also, the Public Works Department is applying for funds to construct the multi-modal path on the west side of north Flood Street (Highway 77) from Robinson Street to Tecumseh Road; as well as the connection from Flood to 24th Avenue along Tecumseh Road. This work by Public Works will fulfill that part of the NORMAN FORWARD trails project budget that was planned for that route, and allow those funds to be used to help cover the cost to re-construct the Robinson Street path in concrete, instead of replacing it with asphalt, during the Utilities Division's water line replacement project.

THIS PROJECT NEEDS ASSISTANCE FROM:

Purpose	Fnd 51		Total
Design	500,000		500,000
ROW	500,000		500,000
Utilities	0		0
Const.	6,000,000		6,000,000
Materials	0		0
Total	7,000,000	0	7,000,000

Bldg Maint	
IT	
Pub Wks	
Utilities	
Parks	
Other	

Reimbursable Account? no

Last Update 6/14/19

ANNUAL BUDGET

CITY OF NORMAN

PROJECT TITLE:	Lease Payments for Griffin Park	PROJECT TYPE:	Parks & Recreation	Improv.
PROJ. CATEGORY:	Parks & Recreation	PROJECT NUMBER:	NFP103	
DEPARTMENT:	Parks & Recreation	ACCOUNT NUMBER:	051-9441-452	
MANAGER:		BEGIN & END DATES:	7/1/19	to 6/30/49
WARD(s):	All	LIFE EXPECTANCY:	30 years	

DETAILED PROJECT DESCRIPTION:

Annual lease payments to the Department of Mental Health for the City of Norman's use of the Griffin Park land.

EXPENDITURE SCHEDULE through CITY Accounts by FY

Account Number	Cost Element	TOTAL ALL FISCAL YRS	Actual Prior Years	Budget FYE 2019	FYE 2020	FYE 2021	FYE 2022	FYE 2023	FYE 2024	Beyond 5 Years
6201	Design	0								
6001	ROW	2,400,000			80,000	80,000	80,000	80,000	80,000	2,000,000
6701	Utilities	0								
6101	Const	0								
6301	Matls	0								
		0								
	Total	2,400,000	0	0	80,000	80,000	80,000	80,000	80,000	2,000,000

OPERATING IMPACT: slight Genl Fnd ongoing maintenance, utilities, computer services

STATUS & COMMENTS:

Purpose	Fnd 51			Total	THIS PROJECT NEEDS ASSISTANCE FROM:			
Design	0			0	Bldg Maint			
ROW	2,400,000			2,400,000	IT			
Utilities	0			0	Pub Wks			
Const.	0			0	Utilities			
Materials	0			0	Parks			
					Other			
Total	2,400,000	0	0	2,400,000				
Reimbursable Account?	no							

Last Update 6/14/19

ANNUAL BUDGET

CITY OF NORMAN

PROJECT TITLE:	Public Art Projects	PROJECT TYPE:	Parks & Recreation	Improv.
PROJ. CATEGORY:		PROJECT NUMBER:	NFP100	
DEPARTMENT:	Parks & Recreation	ACCOUNT NUMBER:	051-9500-452	
MANAGER:	Jud Foster	BEGIN & END DATES:	7/1/17	to 6/30/26
WARD(s):	All	LIFE EXPECTANCY:	100 Years	

DETAILED PROJECT DESCRIPTION:

With the adoption of Norman Forward, the City committed to expend an amount not to exceed 1% of the aggregate construction cost of major facilities and community parks improvements costs on public art at those facilities and parks.

EXPENDITURE SCHEDULE through CITY Accounts by FY

Account Number	Cost Element	TOTAL ALL FISCAL YRS	Actual Prior Years	Budget FYE 2019	FYE 2020	FYE 2021	FYE 2022	FYE 2023	FYE 2024	Beyond 5 Years
6201	Design	0	0							
6001	ROW	0								
6701	Utilities	0								
6101	Const	1,200,000	246,534	188,466						765,000
6301	Mats	0								
		0								
	Total	1,200,000	246,534	188,466	0	0	0	0	0	765,000

OPERATING IMPACT:

slight Genl Fnd ongoing maintenance, utilities, computer services

STATUS & COMMENTS:

Contract K-1516-132 establishes the Norman Arts Council as administrator of the implementation of public art associated with Norman Forward.

TOTAL PROJECT BUDGET BY FUND SOURCE AND PURPOSE:

THIS PROJECT NEEDS ASSISTANCE FROM:

Purpose	Fnd 51		Total
Design	0		0
ROW	0		0
Utilities	0		0
Const.	1,200,000		1,200,000
Materials	0		0
Total	1,200,000	0	1,200,000

Bldg Maint	
IT	
Pub Wks	
Utilities	
Parks	
Other	

Reimbursable Account? no

Last Update 2/27/19

ANNUAL BUDGET

CITY OF NORMAN

PROJECT TITLE:	Ruby Grant Park Development	PROJECT TYPE:	Parks & Recreation	Improv.
PROJ. CATEGORY:	Parks & Recreation	PROJECT NUMBER:	NFB105	
DEPARTMENT:	Parks & Recreation	ACCOUNT NUMBER:	051-9322-452	
MANAGER:	Jud Foster	BEGIN & END DATES:	7/1/16	to 6/30/20
WARD(s):	8	LIFE EXPECTANCY:	50 Years	

DETAILED PROJECT DESCRIPTION:

This project is for the initial development of the Ruby Grant Community Park site--a 157-acre park located at I-35 and Franklin Road. The City acquired this land in the early 2000's, and developed a Master Plan based on extensive community input shortly after its purchase. Now a part of the Norman Forward package, we have proceeded with hiring a firm to produce construction drawings which we will use to acquire construction bids for the first set of improvements at the park. Included in this would be the construction of the major infrastructure components for the park (utilities, roads, parking) as well as initial walking and running trails, practice sports areas, an inclusive children's play area, a disc golf course, a dog park, pedestrian lighting and improved park signage and fencing

EXPENDITURE SCHEDULE through CITY Accounts by FY

Account Number	Cost Element	TOTAL ALL	Actual	Budget						
		FISCAL YRS	Prior	FYE	FYE	FYE	FYE	FYE	FYE	Beyond
			Years	2019	2020	2021	2022	2023	2024	5 Years
6201	Design	450,000		450,000						
6001	ROW	0								
6701	Utilities	0								
6101	Const	6,800,000		2,000,000	2,800,000	2,000,000				
6301	Matls	0								
		0								
	Total	7,250,000	0	2,450,000	2,800,000	2,000,000	0	0	0	0

OPERATING IMPACT:

slight	Genl Fnd	ongoing maintenance, utilities, computer services
--------	----------	---

STATUS & COMMENTS:

Construction Documents are being finalized during FYE2019; and the City is proceeding with hiring a Construction Manager at Risk for the project and bidding the initial construction of the park at this time. Extensive public input was sought for the inclusive playground at Ruby Grant; and a community fund-raising effort is being led by the playground vendor to maximize the design and construction of this first-of-its-kind feature for Norman Parks and Recreation.

TOTAL PROJECT BUDGET BY FUND SOURCE AND PURPOSE:

THIS PROJECT NEEDS ASSISTANCE FROM:

Purpose	Fnd 51		Total
Design	450,000		450,000
ROW	0		0
Utilities	0		0
Const.	6,800,000		6,800,000
Materials	0		0
Total	7,250,000	0	7,250,000

Bldg Maint	
IT	
Pub Wks	
Utilities	
Parks	
Other	

Reimbursable Account? no

Last Update 2/27/19

CITY OF NORMAN

PROJECT TITLE:	Saxon Park Development	PROJECT TYPE:	Parks & Recreation	Improv.
PROJ. CATEGORY:	Parks & Recreation	PROJECT NUMBER:	NFP106	
DEPARTMENT:	Parks & Recreation	ACCOUNT NUMBER:	051-9674-452	
MANAGER:	Mitch Miles	BEGIN & END DATES:	7/1/19	to 6/30/21
WARD(s):	5	LIFE EXPECTANCY:	50 Years	

DETAILED PROJECT DESCRIPTION:

This project is for the continued development of John Saxon Jr. Memorial Community Park in Southeast Norman. Over the past 5 years, the City was able to secure 80% funding for the initial development of parking and trail facilities (cross-country and fitness/walking trails) from the state of Oklahoma Recreational Trails Grant program. The remaining projects at the park include construction of children's play areas, restroom facilities, completion of the park road to connect to John Saxon Boulevard west of the park, construction of a recreation/irrigation lake, tournament and picnic pavilions, improved perimeter fencing, and other site amenities as shown on the park's Master Plan.

EXPENDITURE SCHEDULE through CITY Accounts by FY

Account Number	Cost Element	TOTAL ALL FISCAL YRS	Actual Prior Years	Budget FYE 2019	FYE 2020	FYE 2021	FYE 2022	FYE 2023	FYE 2024	Beyond 5 Years
6201	Design	100,000		100,000						
6001	Const	1,900,000		800,000	500,000	600,000				
6701	Utilities	0								
6101	Const	0								
6301	Matls	0								
		0								
	Total	2,000,000	0	900,000	500,000	600,000	0	0	0	0

OPERATING IMPACT:

slight Genl Fnd ongoing maintenance, utilities, computer services

STATUS & COMMENTS:

TOTAL PROJECT BUDGET BY FUND SOURCE AND PURPOSE:

THIS PROJECT NEEDS ASSISTANCE FROM:


Purpose	Fnd 51		Total
Design	100,000		100,000
ROW	1,900,000		1,900,000
Utilities	0		0
Const.	0		0
Materials	0		0
Total	2,000,000	0	2,000,000

Bldg Maint	
IT	
Pub Wks	
Utilities	
Parks	
Other	

Reimbursable Account? no

Last Update 2/27/19

ANNUAL BUDGET



Pride Fest

Park Land And Development Fund

CAPITAL IMPROVEMENTS PLAN

PARK LAND AND DEVELOPMENT FUND - 52

ASSUMPTIONS

3. Beginning November 1, 1994, the City of Norman began collecting fees with every new residential construction permit. Revenues are earmarked for capital improvements to neighborhood and community parks. The total fee per dwelling unit includes a \$75 community park fee and a \$75 neighborhood park fee. Exceptions to the neighborhood fee are made for residences served by private neighborhood parks or on rural land not within 1 mile of an existing neighborhood park.
4. The funds specifically designated for community public parks improvements can only be spent in Griffin Community Park, Reaves Community Park, Andrews Community Park, Sutton Urban Wilderness Area, John Saxon Park and Ruby Grant Park.
5. The funds specifically designated for neighborhood parks, paid with the building permit for any new dwelling, may be spent to improve the neighborhood public park serving that dwelling, or a nearby park.
6. Neighborhood park improvements will be scheduled when the Parks Board and City Council determine that there have been sufficient residential units constructed to warrant a capital project and sufficient fees have been collected to construct the project. This information changes daily and is maintained by the Parks Department.
7. No new project funding is proposed in FYE20.

**Park Land and Development Fund Summary
Fund 52**

	FYE 18 ACTUAL	FYE 19 BUDGET	FYE 19 ESTIMATED	FYE 20 PROJECTED	FYE 21 PROJECTED	FYE 22 PROJECTED	FYE 23 PROJECTED	FYE 24 PROJECTED
1 Beginning Fund Balance	\$ 867,141	\$ 738,837	\$ 891,705	\$ 868,320	\$ 961,320	\$ 1,058,320	\$ 1,151,320	\$ 1,248,320
2								
3 Revenues								
4 Interest/Investment Income	\$ 7,941	\$ 10,000	\$ 10,000	\$ 10,000	\$ 10,000	\$ 10,000	\$ 10,000	\$ 10,000
5 Community Park Fees	29,400	50,000	50,000	50,000	50,000	50,000	50,000	50,000
6 Neighborhood Park Fees	15,900	35,000	35,000	35,000	35,000	35,000	35,000	35,000
7 In-Lieu of/Other	24,908	-	-	-	-	-	-	-
8 VF Transfer - Capital	-	-	-	-	-	-	-	-
9								
10 Total Revenue	\$ 78,149	\$ 95,000	\$ 95,000	\$ 95,000	\$ 95,000	\$ 95,000	\$ 95,000	\$ 95,000
11								
12 Expenditures								
13 Community Park Projects	\$ 28,913	\$ -	\$ 112,128	\$ -	\$ -	\$ -	\$ -	\$ -
14 Neighborhood Park Projects	29,380	-	8,257	-	-	-	-	-
15 Parkland acquisition	-	-	-	-	-	-	-	-
16 VF Transf - Room Tax	-	-	-	-	-	-	-	-
17 VF Transf - Capital	-	-	-	-	-	-	-	-
18 VF Transf - GF	-	-	-	-	-	-	-	-
19 Services & maintenance	-	-	-	-	-	-	-	-
20 Audit Accruals/Adjustments	(4,708)	-	-	-	-	-	-	-
21								
22 Total Expenditures	\$ 53,585	\$ -	\$ 120,385	\$ -	\$ -	\$ -	\$ -	\$ -
23								
24 Net Difference	\$ 24,564	\$ 95,000	\$ (25,385)	\$ 95,000	\$ 95,000	\$ 95,000	\$ 95,000	\$ 95,000
25								
26 Ending Fund Balance	\$ 891,705	\$ 833,837	\$ 868,320	\$ 961,320	\$ 1,058,320	\$ 1,151,320	\$ 1,248,320	\$ 1,341,320
27								
28 Reserves								
29 Reserve for Community Parks	\$ 180,145	\$ 158,702	\$ 118,017	\$ 168,017	\$ 218,017	\$ 268,017	\$ 318,017	\$ 368,017
30 Reserve for Neighborhood Parks	1,349,091	1,090,317	1,375,834	1,410,834	1,445,834	1,480,834	1,515,834	1,550,834
31 Reserve for Park Land	(837,531)	(413,182)	(827,531)	(817,531)	(807,531)	(597,531)	(587,531)	(577,531)
32								
33 Total Reserves	\$ 891,705	\$ 833,837	\$ 868,320	\$ 961,320	\$ 1,058,320	\$ 1,151,320	\$ 1,248,320	\$ 1,341,320

Park Land and Development Fund Project Table Fund 52

Pg #	Acct No	Project Number	Project Name	FYE 2019 Budget	FYE 2019 Estimate	FYE 2020	FYE 2021	FYE 2022	FYE 2023	FYE 2024	BEYOND 5 YEARS
EXPENDITURES											
COMMUNITY PARKS											
	052-9441-452	PC0020	Legacy Park Audio Equipment	50,000	50,000	0	0	0	0	0	0
	052-9441-452	PC0018	Sports Complex Bleachers	6,474	6,474	0	0	0	0	0	0
	052-9074-452	PC0019	Sutton Wilderness Trail	1,783	1,783	0	0	0	0	0	0
	052-9205-452	PC0013	Volleyball Court Improvements Reaves	12,035	12,035	0	0	0	0	0	0
			Subtotal Community Parks	70,292	70,292	0	0	0	0	0	0
NEIGHBORHOOD PARKS											
	052-9609-452	PR0155	Brookhaven Park Improvements	7,168	7,168	0	0	0	0	0	0
	052-9397-452	PR0158	Brookhaven Square Park Improvements	17,778	17,778	0	0	0	0	0	0
	052-9739-452	PR0159	Deerfield Park Improvements	151	151	0	0	0	0	0	0
	052-7042-452	PR0129	The Links Park Improvements	25,000	25,000	0	0	0	0	0	0
			Subtotal Neighborhood Parks	50,093	50,093	0	0	0	0	0	0
TOTAL PARK DEVELOPMENT FUND 52 PROJECTS				\$120,385	\$120,385	\$0	\$0	\$0	\$0	\$0	\$0

* closed

- means unused funds to be returned to fund balance at end of fiscal year.

Mardi Gras Parade



Jazz in June

**University North
Park TIF Fund**

CAPITAL IMPROVEMENTS PLAN

UNIVERSITY NORTH PARK TIF FUND - 57

ASSUMPTIONS

1. As authorized in the Oklahoma Constitution, Article 10, Section 6C and in the Local Development Act, 62 O.S. §850 et seq., and in order to facilitate development and improvements in the University North Park District, the University North Park Tax Increment Finance District was created.
2. Projects were identified and approved by City Council in accordance with the provisions of the Local Development Act.
3. The Tax Increment Finance District was created to facilitate development and improvements in an area where such improvement would not have otherwise occurred.
8. The University North Park Area includes land adjacent to 24th Avenue NW, between Robinson Street and Tecumseh Road.
9. New funds to continue 1 project is proposed in FYE20 at \$1,100,000.

University North Park Tax Increment Finance District Fund Summary Fund 57

	FYE 18 ACTUAL	FYE 19 BUDGET	FYE 19 ESTIMATED	FYE 20 PROJECTED	FYE 21 PROJECTED	FYE 22 PROJECTED	FYE 23 PROJECTED	FYE 23 PROJECTED
1 Beginning Fund Balance	\$ 22,170,345	\$ 18,831,371	\$ 20,194,107	\$ 10,832,329	\$ 11,893,973	\$ 11,984,993	\$ 12,073,284	\$ 12,157,735
2								
3 Revenues								
4 Sales Tax	\$ 3,211,217	\$ 3,524,512	\$ 2,833,838	\$ -	\$ -	\$ -	\$ -	\$ -
5 Sales Tax - Economic Dev	831,318	702,698	568,728	-	-	-	-	-
6 Interest Income	131,187	48,000	180,000	140,000	48,000	24,000	24,000	24,000
7 Property Tax	1,567,419	2,000,000	2,000,000	2,000,000	-	-	-	-
8 Bond Proceeds	-	-	-	-	-	-	-	-
9 Loan Proceeds	-	-	-	-	-	-	-	-
10 Misc Income	181,928	9,200	176,543	-	-	-	-	-
11 BID Assessment Receipts	84,814	125,000	100,000	150,000	175,000	200,000	200,000	200,000
12								
13 Subtotal	\$ 5,817,883	\$ 6,409,410	\$ 5,838,909	\$ 2,290,000	\$ 223,000	\$ 224,000	\$ 224,000	\$ 224,000
14								
15 VF Transf - Capital	\$ 518,512	\$ -	\$ -	\$ -	\$ -	\$ -	\$ -	\$ -
16 VF Transf - Debt Service	-	-	-	-	-	-	-	-
17								
18 Total Revenue	\$ 6,336,395	\$ 6,409,410	\$ 5,838,909	\$ 2,290,000	\$ 223,000	\$ 224,000	\$ 224,000	\$ 224,000
19								
20 Expenditures								
21 Services /Maintenance	\$ 7,404	\$ 9,371	\$ 9,371	\$ 11,371	\$ 11,485	\$ 11,600	\$ 11,718	\$ 11,833
22 Administration	314,080	334,785	334,785	-	-	-	-	-
23 BID Expenses	134,841	118,485	185,735	116,985	120,495	124,110	127,833	131,688
24 Capital Equipment	-	-	-	-	-	-	-	-
25 Capital Projects	889,196	1,310,000	3,645,270	1,100,000	-	-	-	-
26 Debt Service	1,599,697	1,840,739	11,023,526	-	-	-	-	-
27 Audit adjustments	(189,535)	-	-	-	-	-	-	-
28 VF Transf - General Fund	4,275,508	-	-	-	-	-	-	-
29 VF Transf - Capital Fund	1,301,242	-	-	-	-	-	-	-
30								
31 Total Expenditures	\$ 8,312,433	\$ 3,411,380	\$ 15,188,887	\$ 1,228,356	\$ 131,980	\$ 135,710	\$ 139,549	\$ 143,501
32								
33 Net Difference	\$ (1,976,238)	\$ 2,998,030	\$ (9,361,778)	\$ 1,061,644	\$ 91,020	\$ 88,290	\$ 84,451	\$ 80,499
34								
35 Ending Fund Balance	\$ 20,194,107	\$ 21,829,401	\$ 10,832,329	\$ 11,893,973	\$ 11,984,993	\$ 12,073,284	\$ 12,157,735	\$ 12,238,234
36								
37 Reserves								
38 Reserved for BID	\$ 840,038	\$ 481,203	\$ 629,303	\$ 712,318	\$ 791,823	\$ 887,713	\$ 939,880	\$ 1,008,212
39 Available for Debt Repayment	10,815,000	9,565,000	-	-	-	-	-	-
40 Unreserved	8,739,069	11,783,198	10,203,026	11,181,655	11,193,170	11,205,571	11,217,855	11,230,022
41								
42 Total Reserves	\$ 20,194,107	\$ 21,829,401	\$ 10,832,329	\$ 11,893,973	\$ 11,984,993	\$ 12,073,284	\$ 12,157,735	\$ 12,238,234
43								
44 Outstanding Debt		\$ 9,585,000	\$ -	\$ -	\$ -	\$ -	\$ -	\$ -

University North Park Tax Increment Finance Fund Project Table Fund 57

Pg #	Acct No	Project Number	Project Name	FYE 2019 Budget	FYE 2019 Estimate	FYE 2020	FYE 2021	FYE 2022	FYE 2023	FYE 2024	BEYOND 5 YEARS
EXPENDITURES											
	057-9403-431	UT0012	24th & Radium Intersection	3,075	3,075	0	0	0	0	0	0
231	057-9552-431	UT0015	24th & Flood at Tecumseh Intersection	1,440,984	1,440,984	1,100,000	0	0	0	0	0
	057-9510-431	UT	Cultural Facilities & Other Infrastructure	0	0	0	0	0	0	0	8,750,000
	057-9510-431	UT0008	Economic Development	664,443	664,443	0	0	0	0	0	4,068,814
	057-9510-431	UT	Lifestyle Center	0	0	0	0	0	0	0	8,250,000
	057-9510-431	UT0088	UNP Legacy Park and Trail	2,849	2,849	0	0	0	0	0	0
	057-9388-419	UT0014	UNP Master Land Use Plan	0	0	0	0	0	0	0	0
	057-9552-431	UT0011	Robinson Street West of I-35 (MATCH Fund 50)	1,533,919	1,533,919	0	0	0	0	0	0
	057-	UT	Legacy Park Enhanced Landscaping	0	0	0	0	0	0	0	750,000
	057-	UT	Legacy Park Art	0	0	0	0	0	0	0	1,308,444
	057-9510-431	UT0013	UNP TIF Entrance Signs (BID)	0	0	0	0	0	0	0	0
TOTAL UNIVERSITY NORTH PARK TIF FUND 57 PROJECTS				\$3,845,270	\$3,845,270	\$1,100,000	\$0	\$0	\$0	\$0	\$23,125,258

* closed

- means unused funds to be returned to fund balance at end of fiscal year.

CITY OF NORMAN

PROJECT TITLE:	24th & Flood @ Tecumseh Intersection	PROJECT TYPE:	Transp. w/ Fedl Fndg	Improv.
PROJ. CATEGORY:	Intersection impr. and traffic signal modification	PROJECT NUMBER:	UT0015	
DEPARTMENT:	Public Works	ACCOUNT NUMBER:	57-9552-431	
MANAGER:	Tim Miles	BEGIN & END DATES:	1/1/17	to 12/1/22
WARD(s):	8	LIFE EXPECTANCY:	20 Years	

DETAILED PROJECT DESCRIPTION:

The project includes intersection widening and traffic signal modifications to improve intersections of Tecumseh Road with 24th Avenue NW and Flood Avenue.

EXPENDITURE SCHEDULE through CITY Accounts by FY

Account Number	Cost Element	TOTAL ALL FISCAL YRS	Actual Prior Years	Budget FYE 2019	FYE 2020	FYE 2021	FYE 2022	FYE 2023	FYE 2024	Beyond 5 Years
057-9552-431.62-01	Design	320,750	189,766	130,984						
057-9552-431.60-01	ROW	250,000		250,000						
057-9552-431.67-01	Utilities	1,060,000		1,060,000						
057-9552-431.61-01	Const	1,100,000			1,100,000					
	Total	2,730,750	189,766	1,440,984	1,100,000	0	0	0	0	0

OPERATING IMPACT:

Negligible	Genl Fnd	\$5,000 per year for electricity and preventive maintenance
------------	----------	---

STATUS & COMMENTS:

On May 23, 2006, the City Council adopted Ordinance O-0506-66, establishing a Project Plan for the University North Park Tax Increment Finance District (UNP TIF). Among the public improvements to be paid for from the sales tax and property tax revenues apportioned to the UNP TIF Fund were Traffic and Roadway Improvements to support the UNP development.

THIS PROJECT NEEDS ASSISTANCE FROM:

Purpose	Fnd 57	Fed. Aid	Total
Design	320,750		320,750
ROW	250,000		250,000
Utilities	1,060,000		1,060,000
Const.	1,100,000	4,435,000	5,535,000
Materials			0
Total	2,730,750	4,435,000	7,165,750

Bldg Maint	no
IT	no
Pub Wks	yes
Utilities	yes
Parks	no
Other	no

Reimbursable Account? no no

Last Update 2/12/19

ANNUAL BUDGET



Norman Weather Festival

Arterial Road Recoupment Fund

CAPITAL IMPROVEMENTS PLAN

ARTERIAL ROAD RECOUPMENT FUND - 78

ASSUMPTIONS

1. In FYE97, Council set aside public Funds for construction of Arterial Roads in advance of private development and Recoup the developers' required contributions later. The intent is to avoid dangerous driving conditions due to varied pavement widths. Varied pavement widths (gap paving) result when non-contiguous segments of road are widened according to the different schedules of individual private land development adjacent to the same arterial road. The ARR Fund allows the City of Norman to finance widening of arterials in longer segments at the same time, and recoup the developer's contributions later (right-of-way and construction costs).
2. Per Ordinance O-9697-31, property owners shall repay the City either before development or at the time of land development for all local arterial street construction costs, which they would normally incur under development regulations.
3. Capital Sales Tax revenues, totaling \$2,947,732, were transferred from the Capital Fund (Fund 50) to this fund to create the initial funding, with the intent that future revenues would be received as land would be developed, and thereby there would be a revolving funding source to continue the program. The Capital Fund was repaid \$173,280 in FYE02 and \$27,200 in FYE07.
4. There is no new funding for projects in FYE20. Additional project appropriations will be presented to City Council for consideration as they are identified.

Arterial Road Recoupment Fund Summary Fund 78

	FYE 18 ACTUAL	FYE 19 BUDGET	FYE 19 ESTIMATED	FYE 20 PROJECTED	FYE 21 PROJECTED	FYE 22 PROJECTED	FYE 23 PROJECTED	FYE 24 PROJECTED
1 Beginning Fund Balance	\$ 693,245	\$ 693,245	\$ 704,779	\$ 704,779	\$ 704,779	\$ 704,779	\$ 704,779	\$ 704,779
2								
3 Revenues								
4 Reimbursements/Interest	\$ 3,416	\$ -	\$ -	\$ -	\$ -	\$ -	\$ -	\$ -
5 IF Transf - Capital Fund	-	-	-	-	-	-	-	-
6								
7 Total Revenues	\$ 3,416	\$ -	\$ -	\$ -	\$ -	\$ -	\$ -	\$ -
8								
9 Expenditures								
10 Capital Projects	\$ -	\$ -	\$ -	\$ -	\$ -	\$ -	\$ -	\$ -
11 Audit Adjustments	(8,118)	-	-	-	-	-	-	-
12								
13 Total Expenditures	\$ (8,118)	\$ -	\$ -	\$ -	\$ -	\$ -	\$ -	\$ -
14								
15 Net Difference	\$ 11,534	\$ -	\$ -	\$ -	\$ -	\$ -	\$ -	\$ -
16								
17 Ending Fund Balance	\$ 704,779	\$ 693,245	\$ 704,779	\$ 704,779	\$ 704,779	\$ 704,779	\$ 704,779	\$ 704,779

Arterial Road Recoupment Fund Project Table Fund 78

Pg #	Acct No	Project Number	Project Name	FYE 2019 Budget	FYE 2019 Estimate	FYE 2020	FYE 2021	FYE 2022	FYE 2023	FYE 2024	BEYOND 5 YEARS
EXPENDITURES											
	078-6984-431	AR	TBD	0	0	0	0	0	0	0	0
	078-6517-431	AR	TBD	0	0	0	0	0	0	0	0
TOTAL ARTERIAL ROAD RECOUPMENT FUND 78 PROJECTS				\$0	\$0	\$0	\$0	\$0	\$0	\$0	\$0

* closed

- means unused funds to be returned to fund balance at end of fiscal year.



Tree Lighting
&
Winter Fest



Appendix

APPENDIX

Maps

Figure 1 – Wards

Figure 2 – Street Maintenance & Transportation Projects

Figure 3 – Utility Projects

Figure 4 – Other Projects

Figure 5 – General Obligation Bond Projects (August 2012 Election)

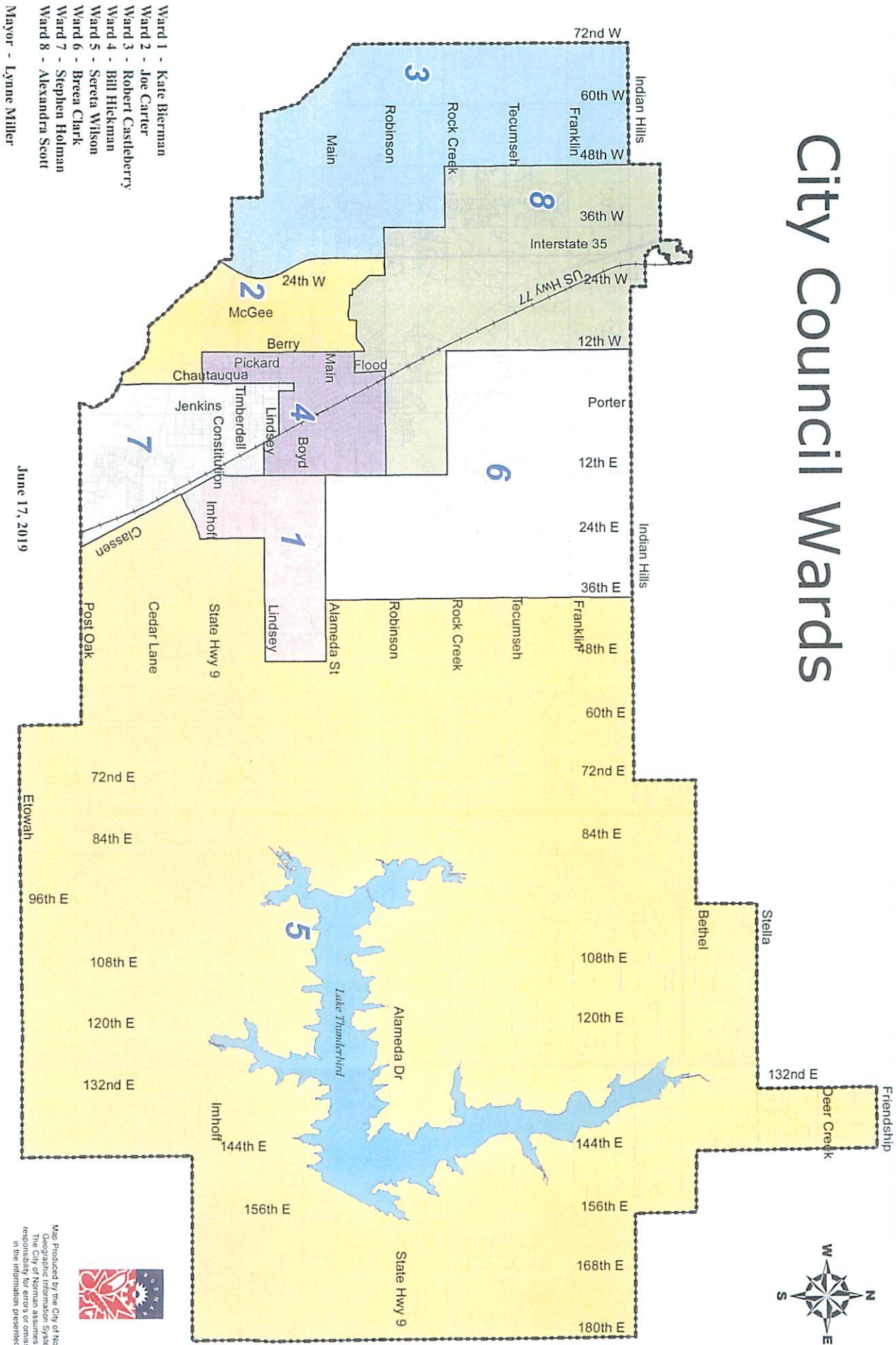
Figure 6 – General Obligation Bond Projects (April 2016 Election)

Unprogrammed Capital Projects

- I. Buildings and Grounds
- II. Preventive Maintenance of Existing Facilities
- III. Communications Systems
- IV. Parks and Recreation
- V. Sanitary Sewer
- VI. Stormwater Drainage
- VII. Transportation – Signals and Intersections
- VIII. Transportation – Paths, Sidewalks, Trails
- IX. Transportation – Streets & Bridges
- X. Water System Improvements
- XI. Water Lines – Miscellaneous Maintenance

Glossary of Terms and Acronyms

City Council Wards



- Ward 1 - Kate Bierman
- Ward 2 - Joe Carter
- Ward 3 - Robert Castleberry
- Ward 4 - Bill Hickman
- Ward 5 - Sereta Wilson
- Ward 6 - Breen Clark
- Ward 7 - Stephen Holman
- Ward 8 - Alexandra Scott

Mayor - Lynne Miller

June 17, 2019

Map produced by the City of Norman Geographic Information System. The City of Norman assumes no responsibility for the information presented.



Figure 1 - Council Wards

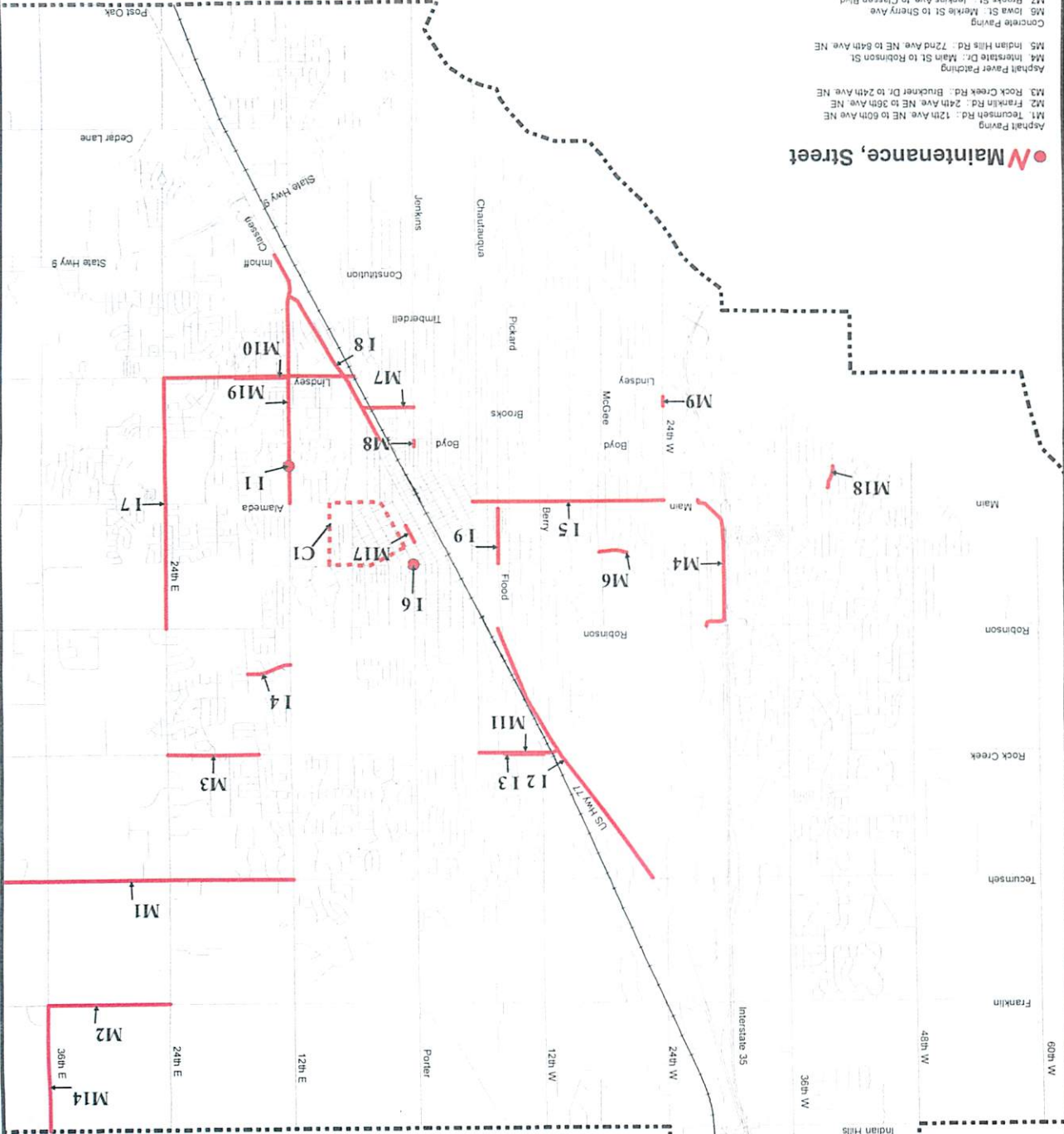


City of Norman FYE 2020 Capital Projects

Adopted: June 11, 2019



The City of Norman maintains the right of way for all projects shown on this map. The City of Norman is not responsible for any projects shown on this map that are not approved by the City of Norman.



Maintenance, Street

- M1: Tecumseh Rd. NE to 60th Ave NE
- M2: Franklin Rd. 24th Ave NE to 36th Ave NE
- M3: Rock Creek Rd. Brucker Dr. to 24th Ave NE
- M4: Interstate Dr. Main St to Robinson St
- M5: Indian Hills Rd. 72nd Ave NE to 64th Ave NE
- M6: Concrete Paving
- M7: Iowa St. Merkle St to Sherry Ave
- M8: Brooks St. Jenkins Ave to Classen Blvd
- M9: Jenkins Ave. north of Boyd St
- M10: 24th Ave SW. south of Brooks St
- M11: Rock Creek Rd. Flood Ave. to Slubberman Ave
- M12: Rural Road System
- M13: 180th Ave E. State Hwy 9 to Inhoff Rd
- M14: Indian Hills Rd. 96th Ave NE to 108th Ave NE
- M15: 36th Ave NE. Franklin Rd to Indian Hills Rd
- M16: Inhoff Rd. 132nd Ave SE to 144th Ave SE
- M17: Downtown Sidewalks and Curb - Crawford Ave. north and south of Main St
- M18: Sidewalk Accessibility - Cherry Creek Dr. Main Ct to Durango Cir
- M19: Sidewalk Horizontal Saw Cut Program
- M20: 12th Ave SE. Alameda St. to Inhoff Rd

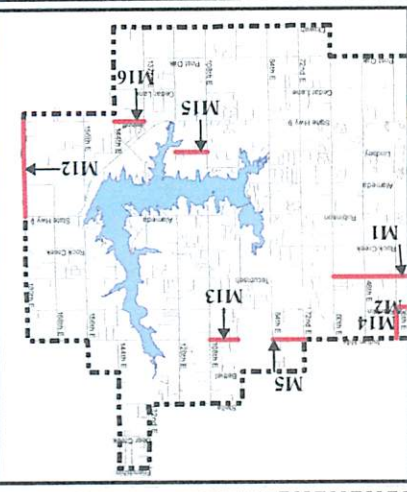
Improvements, Street

- 1: New Signal - 12th Ave SE and Trad Village Dr
- 12: Flood Ave. Multi Modal Path - Robinson St to Tecumseh Rd
- 13: Intersection Widening when or modified signal
- 14: School Sidewalk Program - Rock Creek Rd. 12th Ave NW and at Trailwoods Dr
- 15: Sidewalk - Main St. 24th Ave NE to Northcutt Ave
- 16: Porter Ave and Acres St Intersection Widening and New Traffic Signal
- 17: Roadway Widening - 24th Ave E. Lindsey St to Robinson St
- 18: Sidewalks - Classen Blvd. Boyd St to 12th Ave SE
- 19: Sidewalks - Flood Ave. Gray St to Acres St



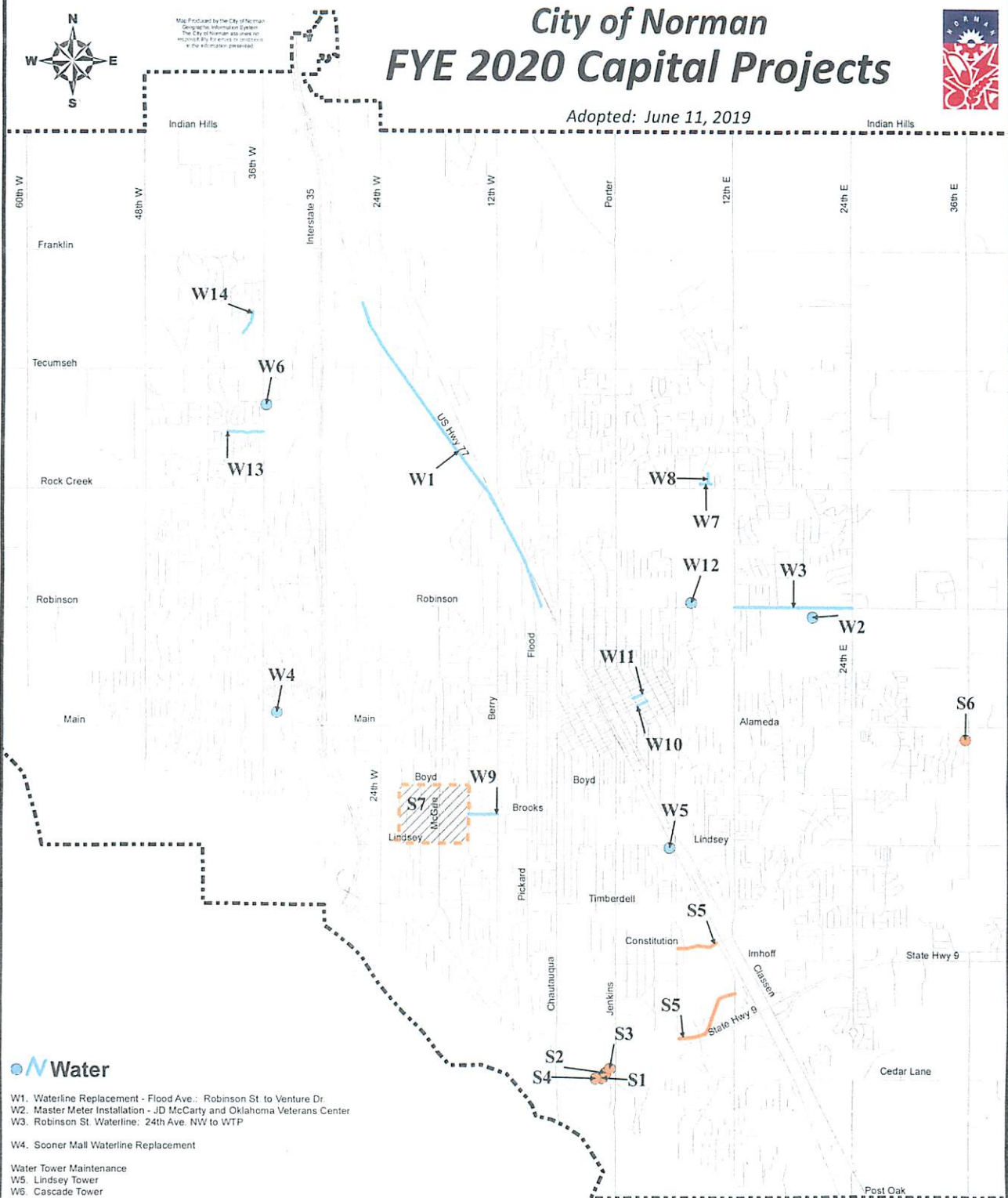
C1: CDBG Neighborhood Improvements - Original Townside Neighborhood

Figure 2 - Street Maintenance & Transportation Projects



City of Norman FYE 2020 Capital Projects

Adopted: June 11, 2019



Water

W1. Waterline Replacement - Flood Ave. Robinson St. to Venture Dr.
 W2. Master Meter Installation - JD McCarty and Oklahoma Veterans Center
 W3. Robinson St. Waterline: 24th Ave. NW to WTP

W4. Sooner Mall Waterline Replacement

Water Tower Maintenance

W5. Lindsey Tower
 W6. Cascade Tower

Urban Service Area Water Lines

W7. Hunting Horse Trl.: Wyandotte Way to 1010 Hunting Horse Trl.
 W8. Kiowa Way: Hunting Horse Trl. to end
 W9. W. Brooks St.: Berry Rd. to Wylie Rd.
 W10. E. Eufaula St.: Porter Ave. to Ponca Ave.
 W11. E. Comanche St.: Porter Ave. to Ponca Ave.
 W12. E. Robinson St.: near Griffin Park

Hot Soils Water Line Replacement
 W13. Craik Dr.: 36th Ave NW to Astor Dr.
 W14. Buckingham Dr.: Brownwood Ln. to Bridgeport Rd.

Sanitary Sewer Replacements

S7. Area generally bound by Wylie Rd. to Westridge Terr. and Boyd St. to Lindsey St.

Sanitary Sewer

Water Reclamation Facility Projects

S1. Phase 2 South Improvements
 S2. Environmental Services Roof Replacement
 S3. Reuse Pilot Study
 S4. Septage Receiving Station

S5. Bishop Creek Interceptor Replacements
 S6. Summit Valley Lift Station Rehabilitation

Sanitary Sewer Replacements

S7. Area generally bound by Wylie Rd. to Westridge Terr. and Boyd St. to Lindsey St.

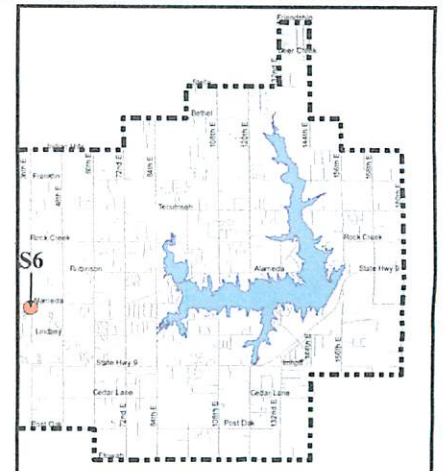


Figure 3 - Utility Projects

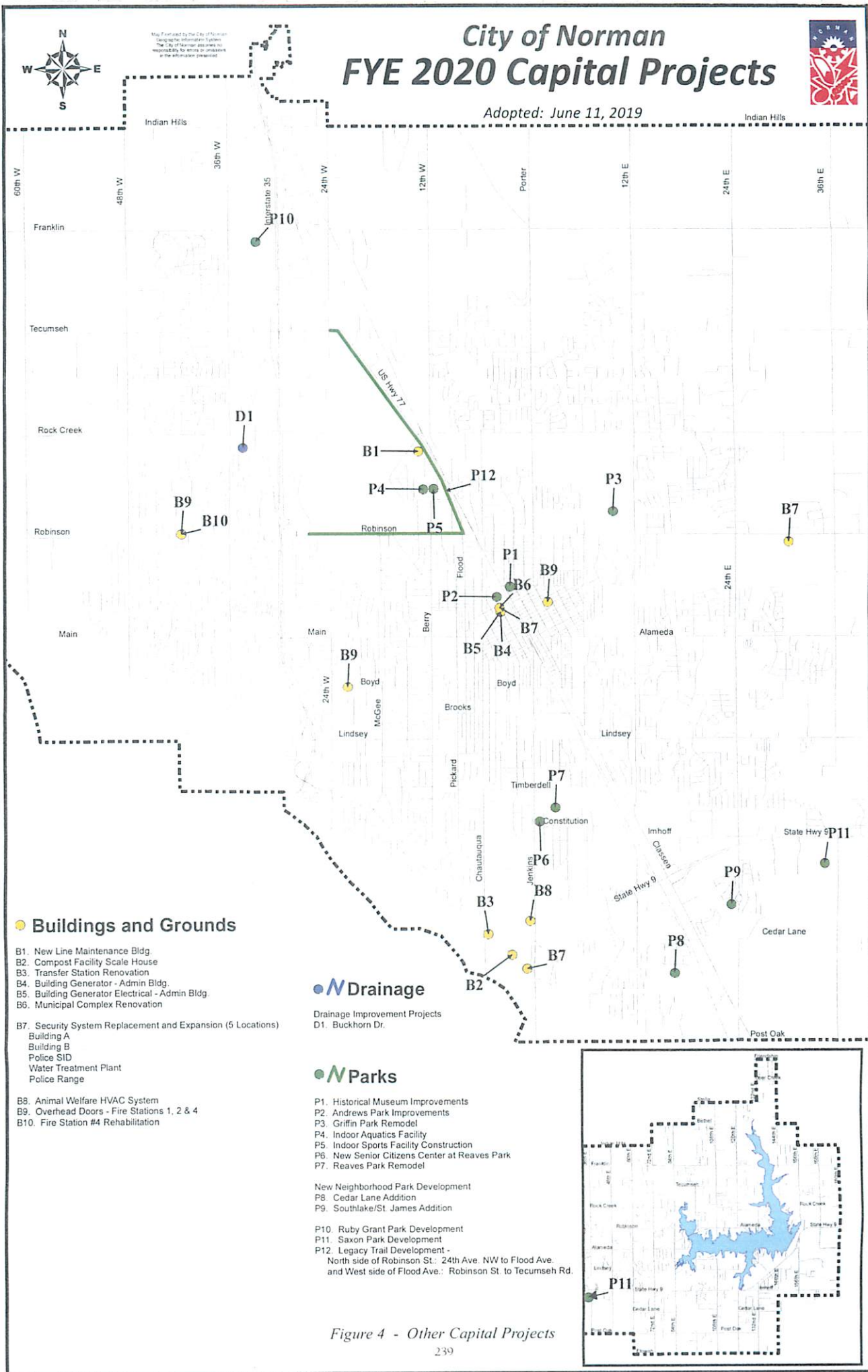
City of Norman FYE 2020 Capital Projects



Adopted: June 11, 2019



Map Prepared by the City of Norman Geographic Information System. The City of Norman assumes no responsibility for errors or omissions in the information presented.



Buildings and Grounds

- B1. New Line Maintenance Bldg.
- B2. Compost Facility Scale House
- B3. Transfer Station Renovation
- B4. Building Generator - Admin Bldg.
- B5. Building Generator Electrical - Admin Bldg.
- B6. Municipal Complex Renovation
- B7. Security System Replacement and Expansion (5 Locations)
 - Building A
 - Building B
 - Police SID
 - Water Treatment Plant
 - Police Range
- B8. Animal Welfare HVAC System
- B9. Overhead Doors - Fire Stations 1, 2 & 4
- B10. Fire Station #4 Rehabilitation

Drainage

- D1. Buckhorn Dr.

Parks

- P1. Historical Museum Improvements
- P2. Andrews Park Improvements
- P3. Griffin Park Remodel
- P4. Indoor Aquatics Facility
- P5. Indoor Sports Facility Construction
- P6. New Senior Citizens Center at Reaves Park
- P7. Reaves Park Remodel
- New Neighborhood Park Development
- P8. Cedar Lane Addition
- P9. Southlake/St. James Addition
- P10. Ruby Grant Park Development
- P11. Saxon Park Development
- P12. Legacy Trail Development - North side of Robinson St.: 24th Ave. NW to Flood Ave. and West side of Flood Ave.: Robinson St. to Tecumseh Dr.

Figure 4 - Other Capital Projects

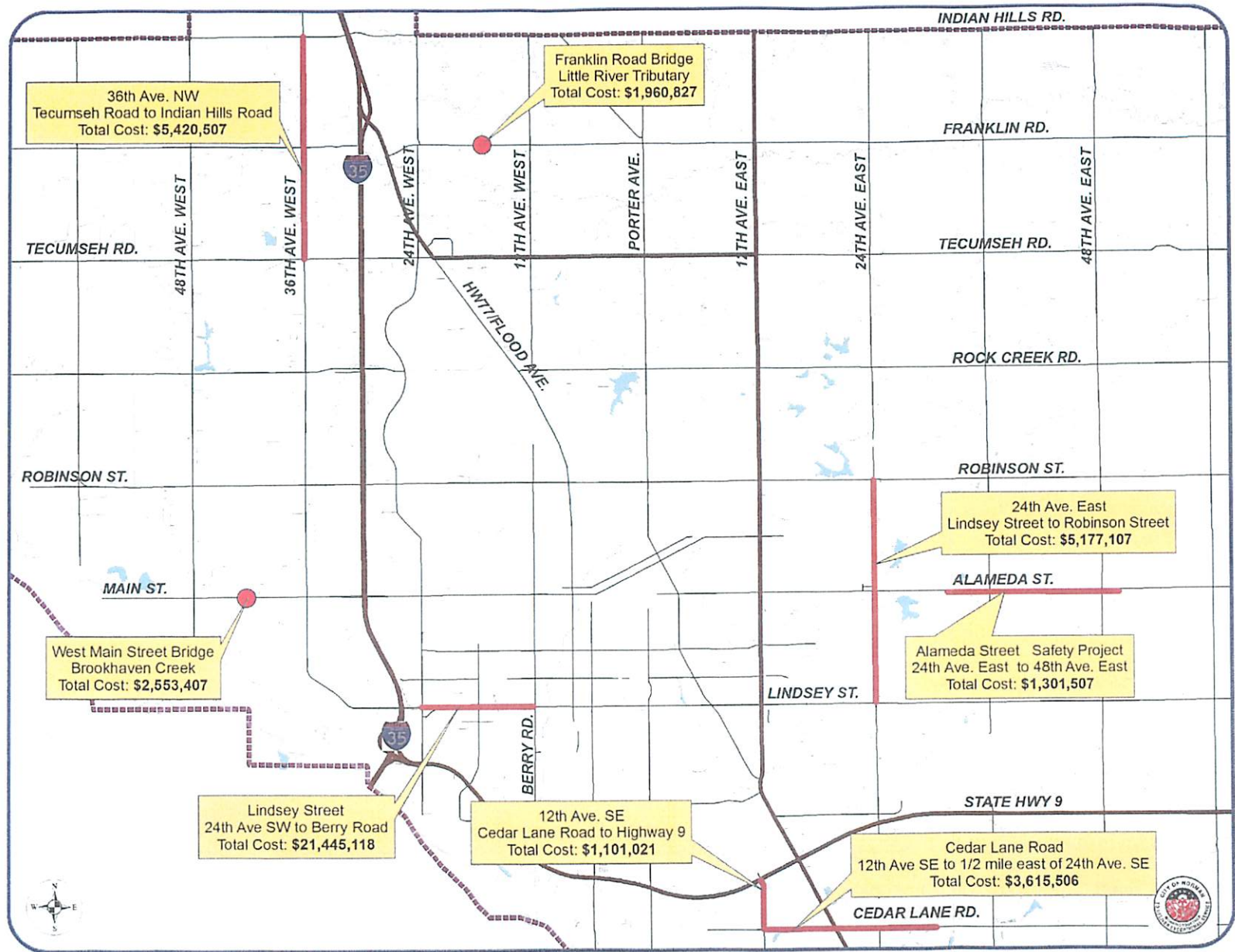


Figure 5 - 2012 General Obligation Bond Projects (August 2012 Election)

2016-2020

Street Maintenance Bond Projects

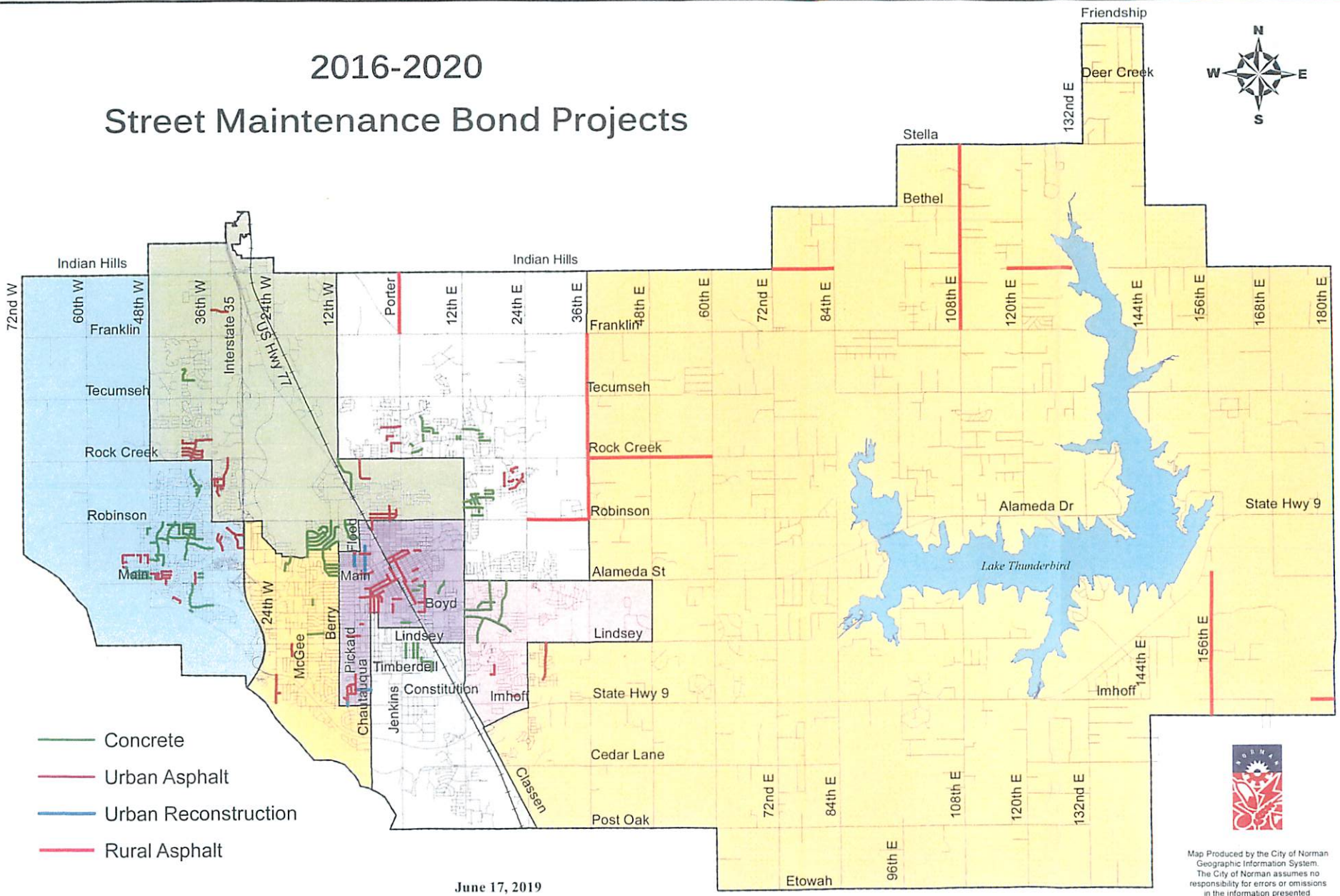



Figure 6 - 2016 General Obligation Bond Projects (April 2016 Election)

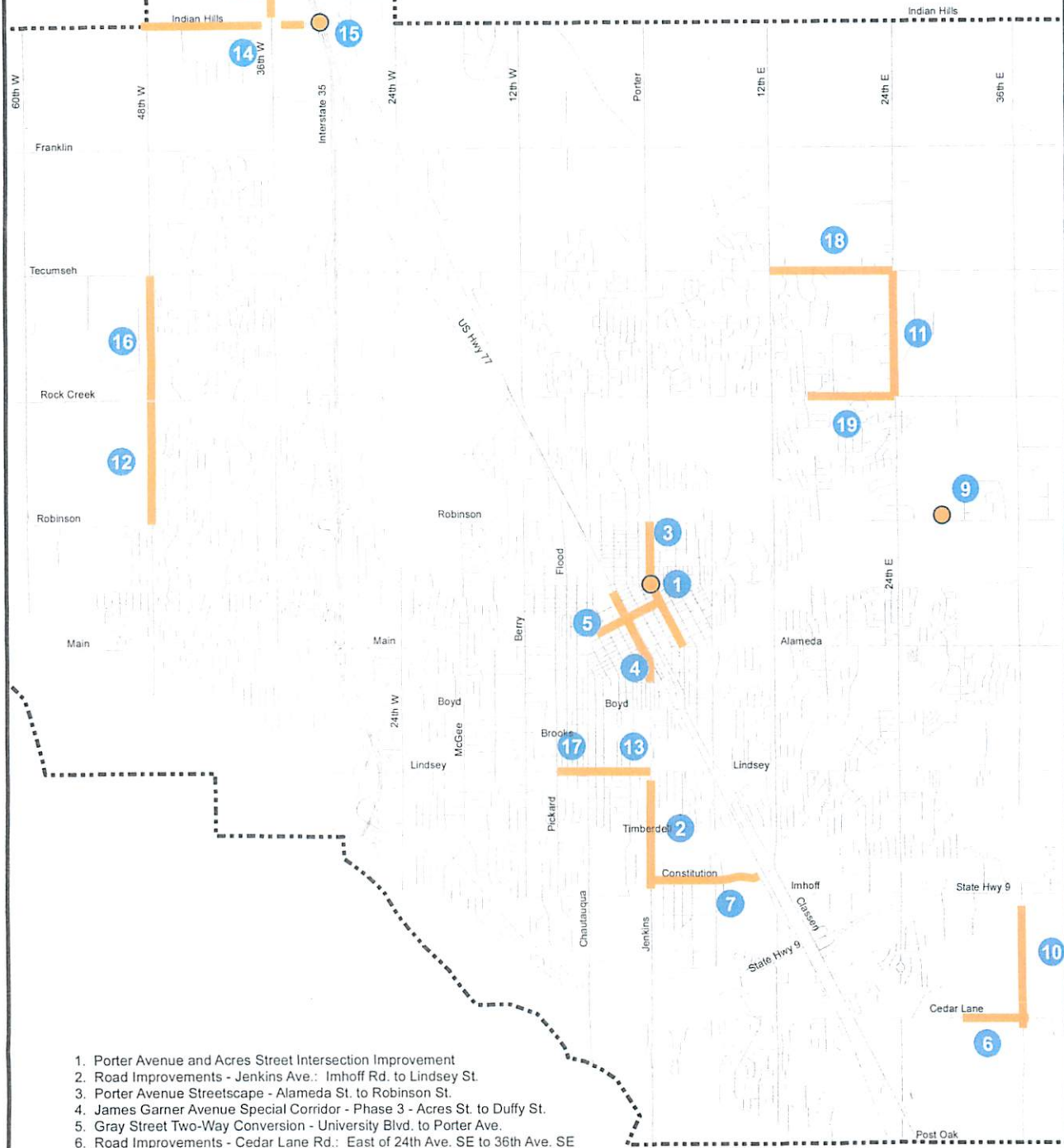


Map Produced by the City of Norman
Geographic Information System.
The City of Norman assumes no
responsibility for errors or omissions
in the information presented

2019 Transportation Bond Projects



Map Produced by the City of Norman
Geographic Information System
The City of Norman assumes no
responsibility for errors or omissions
in the information presented.



1. Porter Avenue and Acres Street Intersection Improvement
2. Road Improvements - Jenkins Ave.: Imhoff Rd. to Lindsey St.
3. Porter Avenue Streetscape - Alameda St. to Robinson St.
4. James Garner Avenue Special Corridor - Phase 3 - Acres St. to Duffy St.
5. Gray Street Two-Way Conversion - University Blvd. to Porter Ave.
6. Road Improvements - Cedar Lane Rd.: East of 24th Ave. SE to 36th Ave. SE
7. Road Improvements - Constitution St.: Jenkins Ave. to Oak Tree Ave.
8. Road Improvements - 36th Ave. NW: North of Indian Hills Rd. to Moore City Limit
9. Traffic Management Center
10. Road Improvements - 36th Ave. SE: Cedar Lane Rd. to State Hwy 9
11. Road Improvements - 24th Ave. NE: Rock Creek Rd. to Tecumseh Rd.
12. Road Improvements - 48th Ave. NW: Robinson St. to Rock Creek Rd.
13. Lindsey Street Special Corridor - Phase 2 - Lindsey St.: Elm Ave. to Jenkins Ave.
14. Road Improvements - Indian Hills Rd.: 48th Ave. NW to Interstate 35
15. Indian Hills Rd. and Interstate 35 Interchange
16. Road Improvements - 48th Ave. NW: Tecumseh Rd. to Rock Creek Rd.
17. Lindsey Street Special Corridor - Phase 1 - Pickard Ave. to Elm Ave.

Figure 7 - 2019 General Obligation Bond Projects (April 2019 Election)

UNPROGRAMMED CAPITAL IMPROVEMENTS

6/7/19

Est. City Cost

Unprogrammed

<u>I. BUILDINGS AND GROUNDS PROJECTS</u>	
Fire Station 2 Generator	\$ 33,000
Fire Stations 5 & 6 fuel monitoring system	\$ 16,000
Fire Station 7 storage building	\$ 26,000
Fire Apparatus (Fund 15)	\$ 1,700,000
Fire Station 5 reconstruction/relocation (Fund 15)	\$ 3,500,000
Fire Station 10 Eastside	\$ 5,175,000
Fire Station 11 Eastside	\$ 6,050,000
Fire Station 12 Eastside	\$ 6,425,000
Fire Station 10 Eastside	\$ 5,175,000
Fire Station 4 Rehab	\$ 17,000
Fire Station 11 Eastside	\$ 6,050,000
Fire Station 12 Eastside	\$ 6,425,000
Fleet Breakroom Renovations	\$ 26,700
Animal Welfare Incinerator Repair	\$ 12,500
Animal Welfare Facility Improvements	\$ 40,000
SIS Building Window Repairs	\$ 5,000
Fleet Breakroom Renovations	\$ 34,200
In-House Oil Analyzer	\$ 80,000
Lindsey Yard Facility, indoor heated storage	\$ 475,000
Lindsey Yard Improvements - Shop Extension	\$ 625,000
Street Division Lindsey Yard - Brine Maker	\$ 300,000
Lindsey Yard Improvements - Shop Extension	\$ 625,000
CNG Facility Gas Drive Replacement	\$ 310,000
Fleet Exhaust Hose Renovations	\$ 65,000
Fleet Bay Lighting Project	\$ 13,406
Police Building B Feasibility Study	\$ 40,000
Police New Training Building	\$ 3,000,000
Police Simulation Area Upgrade	\$ 52,000
Traffic Management Center Study	\$ 100,000
Police-Training Facility Automatic Gate Opener	\$ 15,000
Traffic Management Center EOC - Study	\$ 100,000
Southside Fueling Station	\$ 500,000
Subtotal Buildings and Grounds	\$ 47,010,806

<u>II. PREVENTIVE MAINTENANCE OF EXISTING FACILITIES</u>	
Exhaust System Upgrade Stations 1,3,4,6,7	\$ 12,625
Fire Station 1 Overhead Doors	\$ 2,000
Fire Station 2 Parking Lot	\$ 102,000
Fire Station 2 Rehab and Remodel	\$ 45,082
Fire Station 3 sidewalk	\$ 8,000
Fire Station 4 Carpet Replacement	\$ 5,300
Fire Station 6 Carpet replacement	\$ 20,000
Fire Station 6 resurface parking lot	\$ 10,000
Police - Ammo Storage Area AC	\$ 22,000
Police - Bld B - Parking & Bld Security	\$ 210,000
Police - Range Gate Access Control	\$ 22,000
Police - Range Security	\$ 55,000
Police Electric Gate and Access Pad - NPd Range	\$ 30,000
Police Parking Lot Improvements	\$ 6,000
Police Range Safety Cameras	\$ 65,000
Subtotal Preventative Maint. of Existing Facilities	\$ 615,007

<u>III. COMMUNICATIONS SYSTEMS</u>	
City Data & Server Management Tools	\$ 135,000
City Dept. & User folder hardware replacement	\$ 400,000
Subtotal Communications Systems	\$ 535,000

UNPROGRAMMED CAPITAL IMPROVEMENTS

6/7/19

Est. City Cost
Unprogrammed

<u>IV. PARKS AND RECREATION</u>	
12th Avenue Recreation Center After School Room upgrade	\$ 45,000
12th Avenue Recreation Center expansion/ renovation	TBD
12th Avenue Recreation Center Lower Gym Painting	\$ 10,000
12th Avenue Recreation Center Tennis Court lighting & surfacing	\$ 50,000
Canadian River Park (Fund 51)	\$ 2,000,000
Little Axe Sports Complex Improvements	\$ 150,000
12th Ave Rec Center Outdoor Courts Renovation	\$ 120,000
Recreation Centers (3) - Signage & Interior upgrades	\$ 135,000
Sooner Theatre upstairs restroom & mezzanine remodel	\$ 80,000
12th Ave Rec Center After School Room Upgrade	\$ 45,000
12th Ave Rec Center Lower Gym Painting	\$ 10,000
Senior Center Exterior Tuck Point & Paint	\$ 46,000
Senior Center Parking Lot Re-Design & Rebuild	\$ 120,000
Neighborhood Park Improvements (Fund 51)	\$ 2,250,000
New Trail Development Throughout Town (Fund 51)	\$ 1,000,000
Public Art Projects (Fund 51)	\$ 765,000
Citywide Landscaping and Beautification Program (annual cost)	\$ 15,000
Little Axe New Gymnasium, new construction	TBD
Little Axe Sports Complex Improvements	\$ 150,000
Senior Center parking lot redesign & rebuild	\$ 120,000
Senior Center tuck point and/or repaint exterior	\$ 46,000
Sooner Theater upstairs restroom & mezzanine remodel	\$ 80,000
Whittier and Irving Rec Centers flooring replacements	\$ 70,000
Subtotal Parks and Recreation	\$ 7,307,000

<u>V. WATER RECLAMATION</u>	
North Water Reclamation Facility (4.5 MGD) (Fund 322)	\$ 85,000,000
Bishop Creek Interceptors (Fund 322)	\$ 2,714,100
Bishop Creek Interceptors (Fund 32)	\$ 5,459,000
Brookhaven Creek Interceptors (Fund 322)	\$ 1,086,600
Brookhaven Creek Interceptors (Fund 32)	\$ 655,400
South WRF Phase 3 BNR Improvements (Fund 322)	\$ 15,280,000
South WRF Phase 3 BNR Improvements (Fund 32)	\$ 80,880,000
Westside Lift Station Roof	\$ 41,000
SE Lift Station Payback	\$ 3,455,000
WRF Digester Gas Storage/Co-Generation	\$ 13,748,000
WRF Main Control Building Lower Roof Replacement	\$ 360,000
Subtotal Water Reclamation	\$ 208,679,100

<u>VI. SANITATION</u>	
No projects currently identified	TBD
Subtotal Sanitation	\$ -

<u>VI. STORMWATER DRAINAGE</u>	
12 th Ave NW Drainage Improvements	\$ 836,000
Eisenhower Street Drainage, new construction	\$ 130,000
Erosion and Storm Water Pollution Abatement	\$ 50,000
Floodway/Floodplain Study for Little River	\$ 150,000
High Hazard Dam Maintenance (annual)	\$ 20,000
Imhoff Creek Drainage Improvements, new construction	\$ 5,683,000
Subtotal Stormwater Drainage	\$ 6,869,000

ANNUAL BUDGET

UNPROGRAMMED CAPITAL IMPROVEMENTS

6/7/19

Est. City Cost

Unprogrammed

<u>VII. TRANSPORTATION – SIGNALS AND INTERSECTIONS</u>	
Tecumseh: 12th Ave E to 700' East widening/signal	\$ 286,490
Boyd/Classen Intersection (w/o drain), reconstruction	\$ 175,000
Lindsey/Elm Intersection, reconstruction & upgrade	\$ 1,000,000
Subtotal - Transp. Signals and Intersections	\$ 1,461,490

<u>VIII. TRANSPORTATION – PATHS, SIDEWALKS, TRAILS</u>	
36th Ave NW at Rock Creek Road trail/sidewalk	\$ 49,000
ADA Study Sidewalks	TBD
Bike Paths and Rural Lanes	TBD
Brooks: Wylie to Pickard Sidewalk	\$ 250,000
Citywide Sidewalks (Annual Program per year)	\$ 100,000
Constitution Sidewalk/Trail	\$ 65,000
Flood: Dakota to Gray Sidewalk	\$ 125,000
Flood Avenue Multi-Modal Path	\$ 220,000
Eastside Library Pedestrian Crossing	TBD
Greenbelt Trail System	TBD
Melrose: Garrison to Rosedale Sidewalk	\$ 86,000
Oklahoma: Boyd to Brooks Sidewalk/Trail/drainage/repave	\$ 226,000
Sidewalk Acres: Flood to Porter, south side (const.)	\$ 330,000
Sidewalk Boyd: Berry to Flood, south side (const.)	\$ 252,000
Sidewalk Boyd: Berry to Merrywood, North side (const.)	\$ 112,000
Vine: Hollywood to McGee Sidewalk	\$ 110,000
Subtotal Transp. - Paths, Sidewalks, Trails	\$ 1,925,000

<u>IX. TRANSPORTATION – STREETS AND BRIDGES</u>	
12th NW: Tecumseh to Rock Creek, four lanes, widening	\$ 1,127,000
24th NE Bridge: ½ mi S of Tecumseh, replacement	\$ 742,000
36th NE Bridge: ¼ mi S of Robinson St, replacement	\$ 434,000
36th NE Bridge: ½ mi S of Indian Hill Rd, replacement	\$ 362,000
48th E: Indian Hills to S.H. 9, rural principal arterial, widening	\$ 6,730,000
48th NW: Indian Hills to Tecumseh, four lanes, widening	\$ 3,870,000
48th NW: Tecumseh to Robinson, four lanes, widening	\$ 3,348,000
48th SW Bridge: ½ mi S of Main, replacement	\$ 111,000
60th NE Bridge: ½ mi S of Tecumseh Rd, replacement	\$ 654,000
12th Ave SE and Alameda St. Intersection Study	\$ 50,000
Boyd and Classen Intersection Study	\$ 50,000
Alameda-Crawford-Apache Intersection Study	\$ 50,000
Imhoff Creek Stabilization Project	\$ 2,805,000
Gray Street Parking Lot	\$ 350,000
Alameda/Crawford/Apache Intersection Study	\$ 50,000
Berry: Robinson to Imhoff four lanes widening	TBD
Boyd/Classen Intersection Study	\$ 50,000
Boyd/Pickard Bridge	\$ 600,000
Classen: Lindsey to 3500' South, four lanes, gap paving	\$ 1,605,000
Downtown Multi-Space Parking Meters	\$ 360,000
Emergency Exit from Eagle Cliff - Extension of Cedar Ln: 12th to Jenkins	\$ 10,000,000
Emergency Exit from Eagle Cliff - Extension of 12th: Eagle Cliff Add to Post Oak Rd	\$ 10,000,000
Franklin Rd Bridge: 1/10th mi W of 36th NE, replacement	\$ 763,000
Franklin: I35 Frontage Rd to 48 th Ave NW, four lanes, widening	\$ 8,239,000

UNPROGRAMMED CAPITAL IMPROVEMENTS

6/7/19

Est. City Cost
Unprogrammed

Indian Hill Road - 48th Ave NW to I-35	\$ 3,600,000
James Garner Blvd.: Main to Tonhawa, two lanes, realignment	TBD
Jenkins: Constitution to Lindsey, four lanes, widening	\$ 4,744,000
Lindsey: 24th SE to 36th SE, four lanes, widening	\$ 4,000,000
Lindsey: Berry to Elm, three lanes, widening	\$ 8,239,000
Lindsey: Jenkins to Elm, three lanes, reconstruction	\$ 2,362,880
North Base Roads (Fund 51)	\$ 2,730,000
Porter Avenue Lighting - Alameda to Robinson	\$ 150,000
Porter Corridor Streetscape Improvements	\$ 3,600,000
Railroad Accessibility Lindsey St., underpass, new construction	TBD
Robinson Street Bridge Aesthetics	\$ 480,000
Rock Creek: 12th E to 24th E, four lanes, widening	\$ 1,780,000
Striping on County Roads	TBD
Tecumseh: 12th Ave NE to 700' East Widening/Signal	\$ 286,490
Tecumseh Road Bridge Aesthetics	\$ 480,000
Subtotal Transp. - Streets and Bridges	\$ 84,802,370

X. WATER SYSTEM IMPROVEMENTS

24th NE Waterline: Robinson to Alameda to Lindsey	\$ 5,080,000
Boyd/Pickard Project	\$ 38,500
Lake Thunderbird Augmentation (Reuse)	\$ 87,885,000
Reactivate Arsenic Wells & 3 MGD GWTP	\$ 15,340,000
Robinson Waterline: 24th NW to WTP	\$ 6,620,000
Update Water Supply Plan	\$ 500,000
Water Tower - High Pressure Plane	\$ 575,000
Waterline Improvements: OKC Second Feed	\$ 5,134,000
Waterline Maintenance Plan: 40 Year Plan	\$ 109,269,000
Waterline Replacement: Franklin: RR to 12th NW	\$ 1,780,000
Waterline Replacement: W Main: Flood to Interstate Dr	\$ 2,940,000
WDSI Segment H (12" along 12th NW from Rck Ck to Tec)	\$ 231,000
WL Replacement - Alameda: 24th NE to Carter	\$ 2,630,000
WL Replacement - Along 12th Ave SE from Main to Morren (12")	\$ 411,000
WL Replacement - Along Boyd from College to Berry (16")	\$ 1,045,000
WL Replacement - Along Boyd from Jenkins to Oklahoma (4", 6", 12") And Along SW 24th from Bud Wilkinson to Brooks (12")	\$ 355,000
WL Replacement - Along Jenkins from Lindsey to Timberdell (12")	\$ 411,000
WL Replacement - Along Porter From Comanche to Dawes Crossing Porter at Eufaula and Symmes (12" - 16")	\$ 522,000
WL Replacement - Classen/RR/Flood, Highway 9 to Well #20	\$ 3,776,000
WL Replacement - Franklin Rd, RR to 24th NW to Indian Hills	\$ 1,960,000
WTP Raw Water Reservoir	\$ 24,180,000
WTP: 12 MGD Groundwater Treatment Plant	\$ 63,068,000
WTP: Raw Waterline Phase 2	\$ 25,641,000
Subtotal Water System Improvements	\$ 354,311,500

UNPROGRAMMED CAPITAL IMPROVEMENTS

6/7/19

Est. City Cost
Unprogrammed

<u>XI. WATER LINE MAINTENANCE</u>	
WL Rehab - Along Americana from Peters to cul-de-sac	\$ 50,000
WL Rehab - Along Beaumont from Grill to 24th SE Ave	\$ 80,000
WL Rehab - Along Cambridge from North Sherry Ave. to Woods	\$ 147,600
WL Rehab - Along Chalmette Dr. from Chamber to Bull Run	\$ 180,600
WL Rehab - Along Comanche from Porter to Peters	\$ 100,000
WL Rehab - Along Dakota from Berry to North Sherry	\$ 260,000
WL Rehab - Along Denison Dr. from Berry to North Sherry Ave.	\$ 280,000
WL Rehab - Along Ferrill Ln. from Duffy to Ferrill Ln	\$ 100,000
WL Rehab - Along Foreman Circle from Barbour to Dead End	\$ 56,000
WL Rehab - Along Forest Dr. from Crestmont to Rosewood	\$ 150,000
WL Rehab - Along Huron St. from Erie Ave. to Superior Ave	\$ 90,000
WL Rehab - Along North Sherry Ave. from Iowa to Chaucer	\$ 196,000
WL Rehab - Along Rolling Stone from Oakhurst to west cul-de-sac	\$ 40,000
WL Rehab - Along Salsbury from Barbour to Berry	\$ 20,000
Subtotal Water Line Maintenance.	\$ 1,750,200

TOTAL ALL CITY UNPROGRAMMED CAPITAL IMPROVEMENTS	\$ 715,266,473
---	-----------------------

GLOSSARY OF TERMS and ACRONYMS

ACOG – Association of Central Oklahoma Governments.

ADA – American Disabilities Act

AERATION – The addition of air or oxygen to water or wastewater, usually by mechanical means, increases dissolved oxygen levels and maintains aerobic conditions.

ARR – Arterial Road Recoupment.

ASSETS – Resources owned or held by the City, which have monetary value.

BASIN - An area defined by the network of sewer line segments that are tributary to and terminate at a designated and control point.

BIOSOLIDS – Solid organic matter recovered from municipal wastewater treatment that can be beneficially used, especially as a fertilizer. Biosolids are solids that have been stabilized within the treatment process, whereas sludge has not.

BOND - A written promise to pay a sum of money on a specific date and at a specified interest rate. The interest payments and the repayments of the principal are detailed in a bond ordinance. The most common types of bonds are general obligation (GO) and revenue (Water/Sewer) bonds. These are most frequently used for construction of large capital projects, such as buildings and streets.

BUDGET - A plan of financial operation embodying an estimate of proposed means of financing them. The term usually indicates a financial plan for a single fiscal year. The term "budget" is used in two senses in practice. Sometimes it designates the financial plan presented to the City Council for adoption and sometimes it designates the plan finally approved by the body. It is usually necessary to specify whether the budget under consideration is preliminary and tentative or whether the appropriating body has approved it.

BUDGETARY CONTROL - The control or management of the organization in accordance with an approved budget for the purpose of keeping expenditures within the limitations of available appropriations and available resources.

CAPITAL IMPROVEMENT CHARGE (CIC) – A charge placed upon all consumers and users for sewer or water service furnished by the City. The current CIC is \$1.00 per month for a residential customer. City code section 21-107(a)(1) requires the CIC amount to equal 60 percent of the actual monthly sewer charge for commercial and industrial customers. The CIC was implemented on March 24, 1970 as part of Ordinance 2156.

CIP – Capital Improvement Project or Capital Improvements Plan.

CAPITAL OUTLAY - Expenditures that result in the acquisition of or additions to fixed assets.

CAPITAL PROJECT FUNDS – An accounting fund type recommended by the Oklahoma Municipal Budget Act to account for financial resources segregated for the acquisition, construction or other improvement related to Capital Facilities other than those accounted for in Enterprise Funds and Trust Funds.

CLEANOUT - Outside access point on a property owner's service lateral that allows for cleaning in the event of a blockage.

COLLECTION SYSTEM – In wastewater, a system of conduits, generally underground pipes, that receives and conveys sanitary wastewater and/or stormwater. In water supply, a system of conduits or canals used to capture a water supply and convey it to a common point.

COMCD – Central Oklahoma Master Conservancy District.

CONNECTION FEE – Previously known as the tap fee, was first developed in 1970. A charge for sewer or water connection based upon the size of the service line leading into and to be utilized for the furnishing of water or sewer to any use or structure. Monies received from the Connection charge are evenly divided between the City of Norman's Water and Wastewater funds. Collected fees are used to fund activities performed in both the water and sewer utility systems.

CORE AREA – The area bounded by Berry Road on the west, Robinson Street on the north, 12th Avenue on the east, and Constitution/Imhoff extended on the south.

COST ALLOCATION - Distribution of costs of centrally provided support services such as management, accounting, purchasing, payroll, information services and legal.

DEBT SERVICE - The City's obligation to pay the principal and interest of general obligation and revenue bonds according to a predetermined payment schedule.

DISINFECTION – The selective destruction of disease-causing microbes through the application of chemicals or energy.

DIVISION - A sub-section of a Department which carries out a specific line of work assigned to the Department.

EFFLUENT – Partially or completely treated water or wastewater flowing out of a basin or treatment plant.

EID – Environmental Information Document is the document which provides the basic information about a project and its environmental effects.

ENCUMBRANCE - A commitment related to unperformed contracts or goods or services. Encumbrances represent the estimated amount of expenditures ultimately to result if unperformed contracts in process are completed.

ENTERPRISE FUND - A fund established to account for operations that are financed and operated in a manner similar to private business enterprises, where the intent of the governing body is that the costs of providing goods or services to the general public on a continuing basis be financed or recovered primarily through user charges.

EPA – Environmental Protection Agency.

EXCISE TAX - An excise tax is any tax that is not an ad valorem tax and is generally imposed on the performance of an act, engaging in an occupation, or enjoying a privilege. An ad valorem property tax is a tax imposed on the basis of the "value of the article or thing taxed." An ad valorem tax is usually imposed at recurring intervals on the same piece of property.

EXPENDITURES (EXPENSES) - Decrease in net total assets. Expenses represent the total cost of operations during a period regardless of the timing of related expenditures.

FACE VALUE (PAR, PRINCIPAL) – The full amount of an investment security, usually appearing on the face of the instrument.

FHWA – Federal Highway Administration.

FIDUCIARY FUNDS (TRUST & AGENCY FUNDS) – An accounting fund type recommended by the Oklahoma Municipal Budget Act to account for assets held by the municipality as trustee or agent for individuals, private organizations or other governmental units or purposes.

FISCAL YEAR (FY) - The time period designated by the City signifying the beginning and ending period for recording financial transactions. The City of Norman has a fiscal year of July 1 through June 30.

FIXED ASSETS - Long-lived tangible assets obtained or controlled as a result of past transactions, events or circumstances. Fixed assets include buildings, equipment and improvements other than building and land.

FUND - A fiscal and accounting entity with a self-balancing set of accounts recording cash and other financial resources, together with all related liabilities and residual equities or balances, and changes therein, which are segregated for the purpose of carrying on specific activities or attaining certain objectives in accordance with special regulations, restrictions, or limitations.

FUND BALANCE - Fund Balance is the excess of assets over liabilities.

FUND BALANCE - RESERVED FOR DEBT SERVICE - A portion of fund balance that is legally restricted to the payment of long term debt principal and interest maturing in future years.

GENERAL FUND – An accounting fund type recommended by the Oklahoma Municipal Budget Act to account for all moneys received and disbursed for general governmental purposes.

GENERAL OBLIGATION BONDS (GO or GOB) - Legal debt instruments that finance a variety of public projects such as streets, buildings, and improvements. These bonds are backed by the full faith and credit of the issuing government and are financed through property tax revenues.

HEADWORKS – The initial structure and devices located at the receiving end of a water or wastewater treatment plant.

HVAC – Heating, ventilation and air conditioning.

IAV – Individually assessed vehicle.

IMPACT FEES – Set aside fees collected from developers causing infrastructure adjustments to the community. Monies to be used as the development further impacts the municipality.

II - An abbreviation for Infiltration and Inflow into the Sanitary Sewer System.

INFILTRATION - Groundwater that enters into the sanitary sewer through defects in the pipes and manholes such as cracks, separated joints, deteriorated manhole components, building foundation drains, and defective service laterals.

INFLOW - Surface stormwater that enters into the sanitary sewer through direct sources such as vented manhole covers, downspouts, area drains, and uncapped cleanouts.

INFLUENT – Water or wastewater flowing to a basin or treatment plant.

INTERCEPTOR - Sanitary sewer interceptors are those lines that convey sewage from neighborhood to neighborhood in route to the wastewater treatment plant. Pipe diameters are generally larger than lines placed within residential developments.

INTERCEPTOR SEWER - A sewer that receives flow from a number of other sewers or outlets for disposal or conveyance to a treatment plant.

INTERGOVERNMENTAL REVENUE - Grants, entitlements and cost reimbursements from another federal, state or local government.

INTERNAL SERVICE FUND - A fund used to account for the financing of goods or services provided by one department or agency to other departments of a government, on a cost- reimbursement basis.

ISSUER - A political subdivision (city, county, state, authority, etc.) that borrows money through the sale of bonds or notes. The Norman Utilities Authority and the Norman Municipal Authority are issuers of Revenue Bonds.

LAND APPLICATION - The disposal of wastewater or municipal solids onto land under controlled conditions.

LEVY - (Verb) To impose taxes, special assessments or service charges for the support of government activities. (Noun) The total amount of taxes, special assessments or service charges imposed by a government.

LIABILITIES - Debt or other legal obligations arising out of transactions in the past that must be liquidated, renewed, or refunded at some future date. This term does not include encumbrances.

LIFT STATION - A pumping facility that conveys wastewater flow, from an area that would not naturally drain to the wastewater treatment plant, into the gravity sewer system for delivery and treatment.

LINE ITEM BUDGET - A budget prepared along divisional line items focusing on what is to be bought.

MATURITY - The date the principal amount of an investment security becomes due and payable.

NATIONAL POLLUTANT DISCHARGE ELIMINATION SYSTEM (NPDES) - Program in the U.S. to issue, monitor, and enforce pretreatment requirements and discharge permits under the Clean Water Act.

NON-EXCESSIVE I/I - Measured inflow and infiltration within a sanitary sewer system that is considered more expensive to eliminate through rehabilitation than to transport and treat at the Municipality's wastewater treatment facilities.

ODEQ - Oklahoma Department of Environmental Quality.

OG&E - Oklahoma Gas and Electric Company.

ODOT - Oklahoma Department of Transportation.

OPERATING BUDGET - Plans of current expenditures and the proposed means of financing them. The annual operating budget is the primary means by which most of the financing acquisition, spending, and service delivery activities of the City are controlled. Municipalities are required by State Law to use annual operating budgets.

OSHA - Office of Safety and Health Administration.

OVERFLOW - A condition in which the wastewater flow rate in a sewer system exceeds the capacity of the sewer to the extent that raw wastewater is discharged directly to storm and drainage systems.

PAYBACK ORDINANCE – Ordinance (0-9697-30) allows the City Council to vote funds to pay costs of extending wastewater & water lines from an existing location to, along side or beyond the boundaries of a developer's new construction.

PAYGO – Cash basis of project funding, as opposed to incurring debt.

PEAK FLOW – Excessive flows experienced during hours of high demand; usually determined to be the highest 2-hour flow expected under any operational conditions.

PROPERTY TAX - Taxes levied on all real and personal property according to the property's valuation and the tax rate, in compliance with State Property Tax Code.

PUBLIC SECTOR - Those facilities operated and maintained by the Municipality.

REAL PROPERTY - Property classified by the State Property Tax Board including residential, single, and multi-family, vacant lots, acreage, farm and ranch improvements, commercial and industrial, and oil, gas, and other mineral reserves.

REFUNDING - A system by which a bond issue is redeemed by a new bond issue under conditions generally more favorable to the issuer (lower interest rate; fewer restrictions, etc.)

REPLACEMENT COSTS - The cost as of a certain date of a property which can render similar service (but which need not be of the same structural form) as the property to be replaced.

RESERVE, DEBT - A portion of fund balance equal to the average annual debt service requirement that has been reserved to provide assurance that resources are available to meet each fiscal year's debt service payment.

RESERVE, CAPITAL - A portion of fund balance equal to the average of the forecasted capital expenditures during the five year forecasted period has been reserved in each fiscal year budget to provide assurance that resources are available to provide for the normal replacement of depreciable assets.

RESERVE, (DEFICIT) - The amount by which fund balance does not meet all reserve requirements.

RESERVE, LEGAL - A portion of fund balance that may not be appropriated for expenditures or is legally segregated for a specific future use.

RESERVE, OPERATING - A portion of fund balance that has been reserved in each fiscal year budget to protect service delivery from unexpected revenue loss or expenditure requirement.

RESERVE, SURPLUS - A portion of fund balance that is not reserved for any specified purpose, and may be appropriated for one-time expenditures as needed.

REVENUE - Increases net total assets from other than expense refunds, capital contributions, and residual equity transfers. Funds received as income.

REVENUE BONDS - Legal debt instruments which finance public projects for such services as water or sewer. Revenues from the public project are pledged to pay principal and interest of the bonds.

ROW – Right of Way.

SLUDGE – Accumulated and concentrated solids generated within the wastewater treatment process that have not undergone a stabilization process.

SPECIAL ASSESSMENT FUNDS – An accounting fund type recommended by the Oklahoma Municipal Budget Act to account for the financing of public improvements or services deemed to benefit properties in a specified area, against which special assessments are levied.

SPECIAL REVENUE FUNDS – An accounting fund type recommended by the Oklahoma Municipal Budget Act to account for the proceeds of specific revenue sources and related expenditures separate and apart from other funds, but for which the specified revenues may be insufficient to meet the related expenditures.

STATEWIDE REVOLVING FUND (SRF) LOANS – Under the SRF program, municipalities can obtain up to 40 percent in matching funds for approved projects, when 60 percent of the construction costs can be obtained by the municipality on the open municipal bond market or from available funds of the municipality.

STP-UZA – Federal Surface Transportation Program (STP) funds sub allocated by formula to urbanized areas (UZA) with a population greater than 200,000. [Statutory Reference: Title 23, United States Code, 133(d)(3) and 133(f)] authorized under the Surface Transportation Act of 1990 as amended.

SUBSIDY – A gift or grant of public moneys to a private individual or corporation or to another governmental jurisdiction, or a gift or grant of moneys from one sub-entity to another within a governmental jurisdiction.

SURCHARGE - A condition in which the wastewater flow rate in a sewer system exceeds the capacity of the sewer lines to the extent that raw sewage begins to rise within manholes. A sewer surcharge is experienced in advance of a Backup and Overflow.

TARGET AREA - Area selected for further study under the sewer system evaluation survey (SSES).

TAXES - Compulsory charges levied by a government for the purpose of financing services performed for the common benefit.

TIP – Transportation Improvement Program is a three-year, prioritized listing of transportation needs in the TMA. The TIP is administered by ACOG, ODOT and FHWA.

TMA – Transportation Management Area is that area where ACOG plans for transportation needs.

TMDL – Total Maximum Daily Load is the amount of pollutants, from natural and man-made sources, which can be discharged to a specific body of water without causing harm to the water's quality or aquatic life. Any pollutant loading above the TMDL results in violation of applicable water quality standards.

WASTEWATER TREATMENT PLANT INVESTMENT FEE (WWTPIF) – A source of revenue for debt service and other capital and operational expenses of the Wastewater Treatment Plant improvements. The WWTPIF is the Norman Wastewater Utility's version of an impact fee that was authorized by Ordinance 9697-2 on July 23, 1996. The WWTPIF is a one-time charge paid at the time new homes or businesses are permitted for connection to the sewerage system.

WPA – Works Progress Administration.

WW – Wastewater.



